

**QUESTIONS?**

If you have any questions regarding your account or this statement, please contact your Administrator.

KATHERINE ARTISHON  
EP-MN-WS4E  
60 LIVINGSTON AVE.  
ST PAUL MN 55107  
E-mail [katherine.artishon@usbank.com](mailto:katherine.artishon@usbank.com)

**Portfolio Manager:**  
TS PRT RC #1 - AUTO  
CN-OH-W6TC

**ACCOUNT NUMBER: 6736302020****CITY OF MENIFEE****This statement is for the period from November 1, 2024 to November 30, 2024**

000016898 06 SP 000638855396157 S  
CITY OF MENIFEE  
FINANCE DEPARTMENT  
29844 HAUN ROAD  
MENIFEE, CA 92586



THIS PAGE WAS INTENTIONALLY LEFT BLANK



---

**TABLE OF CONTENTS**

---

<b>Schedule</b>	<b>Page</b>
Market Value Summary .....	1
Asset Summary .....	2
Income Summary .....	3
Cash Summary .....	4
Asset Detail .....	5
Transaction Detail .....	28
Sale/Maturity Summary .....	36
Bond Summary .....	42



THIS PAGE WAS INTENTIONALLY LEFT BLANK

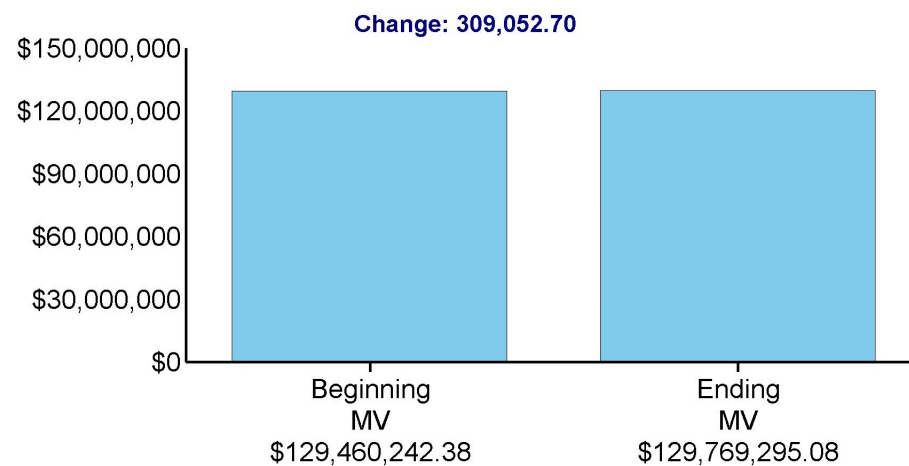


CITY OF MENIFEE  
ACCOUNT NUMBER: 6736302020

Page 1 of 43  
November 1, 2024 to November 30, 2024

### MARKET VALUE SUMMARY

	Current Period 11/01/24 to 11/30/24
<b>Beginning Market Value</b>	<b>\$129,460,242.38</b>
Taxable Interest	77,304.13
Paid To/For Beneficiaries	-8,550.87
Long Term Gains/Losses	-32,415.48
Short Term Gains/Losses	6.46
Change in Investment Value	272,708.46
<b>Ending Market Value</b>	<b>\$129,769,295.08</b>



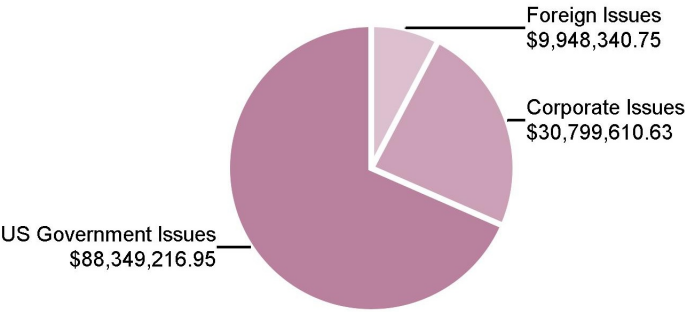


CITY OF MENIFEE  
ACCOUNT NUMBER: 6736302020

ASSET SUMMARY

Assets	Current Period Market Value	% of Total	Estimated Annual Income
Cash & Equivalents	672,126.75	0.50	30,262.47
Taxable Bonds	129,097,168.33	99.50	4,323,917.80
Total Market Value	\$129,769,295.08	100.00	\$4,354,180.27

Fixed Income Summary





CITY OF MENIFEE  
ACCOUNT NUMBER: 6736302020

Page 3 of 43  
November 1, 2024 to November 30, 2024

---

**INCOME SUMMARY**

---

	<b>Income Received Current Period</b>
Taxable Interest	77,304.13
<b>Total Current Period Income</b>	<b>\$77,304.13</b>



CITY OF MENIFEE  
ACCOUNT NUMBER: 6736302020

Page 4 of 43  
November 1, 2024 to November 30, 2024

### CASH SUMMARY

	Cash
<b>Beginning Cash 11/01/2024</b>	<b>\$0.00</b>
Taxable Interest	77,304.13
Paid To/For Beneficiaries	-8,550.87
Purchases	-2,765,209.50
Sales	3,042,975.21
Net Money Market Activity	-346,518.97
<b>Ending Cash 11/30/2024</b>	<b>\$0.00</b>



CITY OF MENIFEE  
ACCOUNT NUMBER: 6736302020Page 5 of 43  
November 1, 2024 to November 30, 2024

## ASSET DETAIL

## Security Description

Shares/Face Amt	Price	Market Value	Tax Cost	Unrealized Gain/Loss	Percent of Total Portfolio	Estimated Annual Income	Estimated Current Yield
<b>Cash &amp; Equivalents</b>							
<b>Cash/Money Market</b>							
Federated Hermes Govt Obligs Is - 60934N104 #5							
672,126.750	1.0000	672,126.75	672,126.75	0.00	0.5	30,262.47	4.50
<b>Total Cash/Money Market</b>		<b>\$672,126.75</b>	<b>\$672,126.75</b>	<b>\$0.00</b>	<b>0.5</b>	<b>\$30,262.47</b>	
<b>Total Cash &amp; Equivalents</b>							
		<b>\$672,126.75</b>	<b>\$672,126.75</b>	<b>\$0.00</b>	<b>0.5</b>	<b>\$30,262.47</b>	

## Taxable Bonds

## US Government Issues

F H L M C M T N - 3137EAEU9  
0.375 07/21/2025

80,000.000	97.4890	77,991.20	79,736.00	-1,744.80	0.1	300.00	0.38
------------	---------	-----------	-----------	-----------	-----	--------	------

F H L M C M T N - 3137EAEX3  
0.375 09/23/2025

75,000.000	96.8180	72,613.50	74,777.85	-2,164.35	0.1	281.25	0.39
------------	---------	-----------	-----------	-----------	-----	--------	------

F H L M C Multiclass Mtg Partn - 3137H4BY5  
C M O Ser K 746 CI A 2  
1.985 09/25/2028

135,000.000	91.5520	123,595.20	116,263.48	7,331.72	0.1	2,741.85	2.22
-------------	---------	------------	------------	----------	-----	----------	------

F H L M C Multiclass Mtg Partn - 3137FMCR1  
C M O Ser Ko93 CI A2  
2.982 05/25/2052

1,000,000.000	94.2540	942,540.00	964,765.62	-22,225.62	0.7	29,820.00	3.16
---------------	---------	------------	------------	------------	-----	-----------	------

F H L M C Multiclass Mtg Partn - 3137BFXT3  
C M O Ser K042 CI A2  
2.670 12/25/2024

1,214.010	99.6680	1,209.98	1,225.39	-15.41	0.0	32.41	2.68
-----------	---------	----------	----------	--------	-----	-------	------

CITY OF MENIFEE  
ACCOUNT NUMBER: 6736302020Page 6 of 43  
November 1, 2024 to November 30, 2024**ASSET DETAIL (continued)****Security Description**

	<b>Shares/Face Amt</b>	<b>Price</b>	<b>Market Value</b>	<b>Tax Cost</b>	<b>Unrealized Gain/Loss</b>	<b>Percent of Total Portfolio</b>	<b>Estimated Annual Income</b>	<b>Estimated Current Yield</b>
F H L M C Multiclass Mtg Partn - 3137BKRJ1 C M O Ser K047 CI A2 3.329 05/25/2025	34,251.990	99.2570	33,997.50	35,204.63	-1,207.13	0.0	1,140.25	3.35
F H L M C Multiclass Mtg Partn - 3137BLAC2 C M O Ser K048 CI A2 06/25/2025 Var	59,244.540	99.2510	58,800.80	63,004.41	-4,203.61	0.0	1,945.59	3.31
F H L M C Multiclass Mtg Partn - 3137BLW95 C M O Ser K050 CI A2 08/25/2025 Var	25,000.000	99.0260	24,756.50	26,792.97	-2,036.47	0.0	833.50	3.37
F H L M C Multiclass Mtg Partn - 3137BN6G4 C M O Ser K053 CI A2 2.995 12/25/2025	125,000.000	98.5260	123,157.50	121,166.99	1,990.51	0.1	3,743.75	3.04
F H L M C Multiclass Mtg Partn - 3137BNGT5 C M O Ser K054 CI A2 2.745 01/25/2026	70,000.000	98.0300	68,621.00	67,000.39	1,620.61	0.1	1,921.50	2.80
F H L M C Multiclass Mtg Partn - 3137BQYS0 C M O Ser K056 CI A2 2.525 05/25/2026	120,000.000	97.2690	116,722.80	116,042.97	679.83	0.1	3,030.00	2.60
F H L M C Multiclass Mtg Partn - 3137BSP72 C M O Ser K058 CI A2 2.653 08/25/2026	125,000.000	96.9380	121,172.50	118,955.08	2,217.42	0.1	3,316.25	2.74
F H L M C Multiclass Mtg Partn - 3137BUX60 C M O Ser K062 CI A2 3.413 12/25/2026	70,000.000	97.9360	68,555.20	67,716.80	838.40	0.1	2,389.10	3.48



CITY OF MENIFEE  
ACCOUNT NUMBER: 6736302020

Page 7 of 43  
November 1, 2024 to November 30, 2024

### ASSET DETAIL (continued)

Security Description	Shares/Face Amt	Price	Market Value	Tax Cost	Unrealized Gain/Loss	Percent of Total Portfolio	Estimated Annual Income	Estimated Current Yield
F H L M C Multiclass Mtg Partn - 3137BVZ82 C M O Ser K063 CI A2 01/25/2027 Var	70,000.000	97.8880	68,521.60	67,711.33	810.27	0.1	2,401.00	3.50
F H L M C Multiclass Mtg Partn - 3137FBU79 C M O Ser K069 CI A2 3.187 09/25/2027	99,320.400	96.8110	96,153.07	95,289.40	863.67	0.1	3,165.34	3.29
F H L M C Multiclass Mtg Partn - 3137FCJK1 C M O Ser K070 CI A2 11/25/2027 Var	30,000.000	96.8890	29,066.70	28,566.80	499.90	0.0	990.90	3.41
F H L M C Multiclass Mtg Partn - 3137FJEH8 C M O Ser K081 CI A2 08/25/2028 Var	1,500,000.000	98.0700	1,471,050.00	1,436,718.75	34,331.25	1.1	58,500.00	3.98
F H L M C Multiclass Mtg Partn - 3137FLMV3 C M O Ser K090 CI A2 3.422 02/25/2052	1,500,000.000	96.0820	1,441,230.00	1,405,195.31	36,034.69	1.1	51,330.01	3.56
F H L M C Multiclass Mtg Partn - 3137FQXJ7 C M O Ser K737 CI A2 2.525 10/25/2026	125,000.000	96.5620	120,702.50	117,695.31	3,007.19	0.1	3,156.25	2.61
F N M A - 3135G05X7 0.375 08/25/2025	75,000.000	97.1390	72,854.25	74,807.25	-1,953.00	0.1	281.25	0.39
F N M A - 3135G04Z3 0.500 06/17/2025	70,000.000	97.8600	68,502.00	69,954.40	-1,452.40	0.1	350.00	0.51
F N M A - 3135G06G3 0.500 11/07/2025	65,000.000	96.4640	62,701.60	64,767.30	-2,065.70	0.0	325.00	0.52



CITY OF MENIFEE  
ACCOUNT NUMBER: 6736302020

Page 8 of 43  
November 1, 2024 to November 30, 2024

### ASSET DETAIL (continued)

#### Security Description

Shares/Face Amt	Price	Market Value	Tax Cost	Unrealized Gain/Loss	Percent of Total Portfolio	Estimated Annual Income	Estimated Current Yield
F N M A - 3135G0X24 1.625 01/07/2025							
65,000.000	99.7030	64,806.95	66,319.45	-1,512.50	0.0	1,056.25	1.63
F N M A Deb - 3135G03U5 0.625 04/22/2025							
65,000.000	98.5290	64,043.85	64,866.10	-822.25	0.0	406.25	0.63
Federal Farm Credit Bks - 3133EML67 0.800 06/22/2026							
5,000,000.000	94.7440	4,737,200.00	4,977,500.00	-240,300.00	3.7	40,000.00	0.84
Federal Farm Credit Bks - 3133EN7J3 3.875 02/02/2026							
210,000.000	99.5370	209,027.70	209,202.00	-174.30	0.2	8,137.50	3.89
Federal Farm Credit Bks - 3133EPGW9 3.875 04/25/2028							
150,000.000	99.0080	148,512.00	150,753.00	-2,241.00	0.1	5,812.50	3.91
Federal Farm Credit Bks - 3133EPSK2 4.250 08/07/2028							
75,000.000	100.1980	75,148.50	74,100.00	1,048.50	0.1	3,187.50	4.24
Federal Farm Credit Bks - 3133EPN50 4.250 12/15/2028							
270,000.000	100.2970	270,801.90	272,999.70	-2,197.80	0.2	11,475.00	4.24
Federal Farm Credit Bks - 3133ERAK7 4.375 04/10/2029							
700,000.000	100.8260	705,782.00	689,017.00	16,765.00	0.5	30,625.00	4.34
Federal Farm Credit Bks - 3133EP6K6 4.500 03/26/2027							
700,000.000	100.6180	704,326.00	693,700.00	10,626.00	0.5	31,500.00	4.47
Federal Farm Credit Bks - 3133EPWK7 4.500 09/22/2028							
95,000.000	101.1130	96,057.35	93,915.10	2,142.25	0.1	4,275.00	4.45



CITY OF MENIFEE  
ACCOUNT NUMBER: 6736302020

Page 9 of 43  
November 1, 2024 to November 30, 2024

### ASSET DETAIL (continued)

#### Security Description

Shares/Face Amt	Price	Market Value	Tax Cost	Unrealized Gain/Loss	Percent of Total Portfolio	Estimated Annual Income	Estimated Current Yield
Federal Farm Credit Bks - 3133ERDH1 4.750 04/30/2029							
700,000.000	102.3260	716,282.00	706,132.00	10,150.00	0.6	33,250.00	4.64
Federal Home Loan Bks - 3130AMQ54 0.700 09/16/2025							
4,000,000.000	97.1630	3,886,520.00	4,000,000.00	-113,480.00	3.0	28,000.00	0.72
Federal Home Loan Bks - 3130AMM33 0.875 07/16/2026							
5,000,000.000	94.8040	4,740,200.00	5,000,000.00	-259,800.00	3.7	43,750.00	0.92
Federal Home Loan Bks - 3130AMT28 1.000 06/30/2026							
5,000,000.000	94.8710	4,743,550.00	5,000,000.00	-256,450.00	3.7	50,000.00	1.05
Federal Home Loan Bks - 3130AMWZ1 1.050 06/30/2026							
5,000,000.000	94.9470	4,747,350.00	5,000,000.00	-252,650.00	3.7	52,500.00	1.11
Federal Home Loan Bks - 3130A4CH3 2.375 03/14/2025							
35,000.000	99.2700	34,744.50	37,003.05	-2,258.55	0.0	831.25	2.39
Federal Home Loan Bks - 3130ATUS4 4.250 12/10/2027							
200,000.000	100.3890	200,778.00	204,274.00	-3,496.00	0.2	8,500.00	4.23
Federal Home Loan Bks - 3130AWTR1 4.375 09/08/2028							
225,000.000	100.7640	226,719.00	223,860.00	2,859.00	0.2	9,843.75	4.34
Federal Home Loan Bks - 3130AVBD3 4.500 03/09/2029							
700,000.000	101.0680	707,476.00	693,525.00	13,951.00	0.5	31,500.00	4.45
Federal Home Loan Bks - 3130ATS57 4.500 03/10/2028							
190,000.000	101.1910	192,262.90	196,165.50	-3,902.60	0.1	8,550.00	4.45

CITY OF MENIFEE  
ACCOUNT NUMBER: 6736302020Page 10 of 43  
November 1, 2024 to November 30, 2024**ASSET DETAIL (continued)****Security Description**

	<b>Shares/Face Amt</b>	<b>Price</b>	<b>Market Value</b>	<b>Tax Cost</b>	<b>Unrealized Gain/Loss</b>	<b>Percent of Total Portfolio</b>	<b>Estimated Annual Income</b>	<b>Estimated Current Yield</b>
U S Treasury Bond - 912810FG8 5.250 02/15/2029	1,550,000.000	104.7500	1,623,625.00	1,603,873.05	19,751.95	1.3	81,375.00	5.01
U S Treasury Note - 91282CAM3 0.250 09/30/2025	70,000.000	96.6520	67,656.40	68,476.95	-820.55	0.1	175.00	0.26
U S Treasury Note - 91282CAT8 0.250 10/31/2025	75,000.000	96.3290	72,246.75	73,986.33	-1,739.58	0.1	187.50	0.26
U S Treasury Note - 91282CAZ4 0.375 11/30/2025	70,000.000	96.1350	67,294.50	68,744.92	-1,450.42	0.1	262.50	0.39
U S Treasury Note - 91282CBT7 0.750 03/31/2026	4,000,000.000	95.4610	3,818,440.00	3,998,750.00	-180,310.00	2.9	30,000.00	0.79
U S Treasury Note - 91282CCZ2 0.875 09/30/2026	120,000.000	94.1720	113,006.40	118,806.25	-5,799.85	0.1	1,050.00	0.93
U S Treasury Note - 912828YQ7 1.625 10/31/2026	200,000.000	95.3440	190,688.00	184,765.63	5,922.37	0.1	3,250.00	1.70
U S Treasury Note - 912828K74 2.000 08/15/2025	3,000,000.000	98.3200	2,949,600.00	3,175,312.50	-225,712.50	2.3	60,000.00	2.03
U S Treasury Note - 912828U24 2.000 11/15/2026	870,000.000	95.9340	834,625.80	812,147.27	22,478.53	0.6	17,400.00	2.08
U S Treasury Note - 912828V98 2.250 02/15/2027	800,000.000	96.0080	768,064.00	748,375.00	19,689.00	0.6	18,000.00	2.34



CITY OF MENIFEE  
ACCOUNT NUMBER: 6736302020

Page 11 of 43  
November 1, 2024 to November 30, 2024

### ASSET DETAIL (continued)

#### Security Description

Shares/Face Amt	Price	Market Value	Tax Cost	Unrealized Gain/Loss	Percent of Total Portfolio	Estimated Annual Income	Estimated Current Yield
U S Treasury Note - 912828M56 2.250 11/15/2025							
2,000,000.000	98.0200	1,960,400.00	2,140,625.00	-180,225.00	1.5	45,000.00	2.29
U S Treasury Note - 9128286F2 2.500 02/28/2026							
800,000.000	97.8520	782,816.00	765,630.86	17,185.14	0.6	20,000.00	2.55
U S Treasury Note - 9128286A3 2.625 01/31/2026							
800,000.000	98.0940	784,752.00	767,375.00	17,377.00	0.6	21,000.00	2.68
U S Treasury Note - 912828XZ8 2.750 06/30/2025							
800,000.000	99.0840	792,672.00	778,218.75	14,453.25	0.6	22,000.00	2.77
U S Treasury Note - 91282CFB2 2.750 07/31/2027							
815,000.000	96.5120	786,572.80	765,901.95	20,670.85	0.6	22,412.50	2.85
U S Treasury Note - 9128284R8 2.875 05/31/2025							
800,000.000	99.2350	793,880.00	780,218.75	13,661.25	0.6	23,000.00	2.90
U S Treasury Note - 91282CFH9 3.125 08/31/2027							
1,630,000.000	97.4020	1,587,652.60	1,560,182.82	27,469.78	1.2	50,937.50	3.21
U S Treasury Note - 91282CFJ5 3.125 08/31/2029							
2,100,000.000	95.7850	2,011,485.00	2,066,046.88	-54,561.88	1.6	65,625.00	3.26
U S Treasury Note - 9128285M8 3.125 11/15/2028							
150,000.000	96.4380	144,657.00	143,970.70	686.30	0.1	4,687.50	3.24
U S Treasury Note - 91282CEW7 3.250 06/30/2027							
815,000.000	97.8710	797,648.65	786,333.79	11,314.86	0.6	26,487.50	3.32



CITY OF MENIFEE  
ACCOUNT NUMBER: 6736302020

Page 12 of 43  
November 1, 2024 to November 30, 2024

### ASSET DETAIL (continued)

#### Security Description

Shares/Face Amt	Price	Market Value	Tax Cost	Unrealized Gain/Loss	Percent of Total Portfolio	Estimated Annual Income	Estimated Current Yield
U S Treasury Note - 91282CEV9 3.250 06/30/2029							
1,500,000.000	96.4490	1,446,735.00	1,443,515.63	3,219.37	1.1	48,750.00	3.37
U S Treasury Note - 91282CHA2 3.500 04/30/2028							
815,000.000	98.0350	798,985.25	784,646.88	14,338.37	0.6	28,525.00	3.57
U S Treasury Note - 91282CHB0 3.625 05/15/2026							
800,000.000	99.1130	792,904.00	780,187.50	12,716.50	0.6	29,000.00	3.66
U S Treasury Note - 91282CHE4 3.625 05/31/2028							
815,000.000	98.3980	801,943.70	787,623.25	14,320.45	0.6	29,543.75	3.68
U S Treasury Note - 91282CJR3 3.750 12/31/2028							
890,000.000	98.6290	877,798.10	858,566.41	19,231.69	0.7	33,375.00	3.80
U S Treasury Note - 91282CGC9 3.875 12/31/2027							
850,000.000	99.3160	844,186.00	824,931.64	19,254.36	0.7	32,937.50	3.90
U S Treasury Note - 91282CJT9 4.000 01/15/2027							
800,000.000	99.6450	797,160.00	782,968.75	14,191.25	0.6	32,000.00	4.01
U S Treasury Note - 91282CJW2 4.000 01/31/2029							
825,000.000	99.5550	821,328.75	802,336.91	18,991.84	0.6	33,000.00	4.02
U S Treasury Note - 91282CLC3 4.000 07/31/2029							
1,300,000.000	99.5780	1,294,514.00	1,316,402.34	-21,888.34	1.0	52,000.00	4.02
U S Treasury Note - 91282CGA3 4.000 12/15/2025							
820,000.000	99.6430	817,072.60	810,386.72	6,685.88	0.6	32,800.00	4.01





CITY OF MENIFEE  
ACCOUNT NUMBER: 6736302020

Page 13 of 43  
November 1, 2024 to November 30, 2024

### ASSET DETAIL (continued)

#### Security Description

Shares/Face Amt	Price	Market Value	Tax Cost	Unrealized Gain/Loss	Percent of Total Portfolio	Estimated Annual Income	Estimated Current Yield
U S Treasury Note - 91282CKG5 4.125 03/31/2029							
1,600,000.000	100.0390	1,600,624.00	1,574,437.50	26,186.50	1.2	66,000.00	4.12
U S Treasury Note - 91282CHH7 4.125 06/15/2026							
800,000.000	99.8050	798,440.00	786,781.25	11,658.75	0.6	33,000.00	4.13
U S Treasury Note - 91282CHQ7 4.125 07/31/2028							
790,000.000	100.0040	790,031.60	773,639.07	16,392.53	0.6	32,587.50	4.13
U S Treasury Note - 91282CFM8 4.125 09/30/2027							
800,000.000	100.0120	800,096.00	790,265.63	9,830.37	0.6	33,000.00	4.13
U S Treasury Note - 91282CFU0 4.125 10/31/2027							
1,650,000.000	100.0390	1,650,643.50	1,630,343.75	20,299.75	1.3	68,062.50	4.12
U S Treasury Note - 91282CLR0 4.125 10/31/2029							
2,000,000.000	100.1480	2,002,960.00	1,990,234.38	12,725.62	1.5	82,500.00	4.12
U S Treasury Note - 91282CJV4 4.250 01/31/2026							
800,000.000	99.9020	799,216.00	789,312.50	9,903.50	0.6	34,000.00	4.25
U S Treasury Note - 91282CKD2 4.250 02/28/2029							
850,000.000	100.5230	854,445.50	838,150.40	16,295.10	0.7	36,125.00	4.23
U S Treasury Note - 91282CKX8 4.250 06/30/2029							
1,600,000.000	100.5900	1,609,440.00	1,656,250.00	-46,810.00	1.2	68,000.00	4.22
U S Treasury Note - 91282CFP1 4.250 10/15/2025							
850,000.000	99.8790	848,971.50	839,707.03	9,264.47	0.7	36,125.00	4.25



CITY OF MENIFEE  
ACCOUNT NUMBER: 6736302020

Page 14 of 43  
November 1, 2024 to November 30, 2024

### ASSET DETAIL (continued)

#### Security Description

Shares/Face Amt	Price	Market Value	Tax Cost	Unrealized Gain/Loss	Percent of Total Portfolio	Estimated Annual Income	Estimated Current Yield
U S Treasury Note - 91282CJS1 4.250 12/31/2025							
850,000.000	99.8870	849,039.50	838,876.95	10,162.55	0.7	36,125.00	4.25
U S Treasury Note - 91282CHU8 4.375 08/15/2026							
800,000.000	100.2420	801,936.00	791,375.00	10,561.00	0.6	35,000.00	4.36
U S Treasury Note - 91282CHX2 4.375 08/31/2028							
800,000.000	100.8440	806,752.00	791,476.57	15,275.43	0.6	35,000.00	4.34
U S Treasury Note - 91282CJN2 4.375 11/30/2028							
850,000.000	100.9450	858,032.50	839,308.59	18,723.91	0.7	37,187.50	4.33
U S Treasury Note - 91282CJP7 4.375 12/15/2026							
800,000.000	100.3520	802,816.00	790,250.00	12,566.00	0.6	35,000.00	4.36
U S Treasury Note - 91282CKH3 4.500 03/31/2026							
850,000.000	100.2580	852,193.00	842,828.13	9,364.87	0.7	38,250.00	4.49
U S Treasury Note - 91282CKJ9 4.500 04/15/2027							
800,000.000	100.7660	806,128.00	793,125.00	13,003.00	0.6	36,000.00	4.47
U S Treasury Note - 91282CKT7 4.500 05/31/2029							
1,600,000.000	101.6370	1,626,192.00	1,614,812.50	11,379.50	1.3	72,000.00	4.43
U S Treasury Note - 91282CHM6 4.500 07/15/2026							
850,000.000	100.3950	853,357.50	842,164.06	11,193.44	0.7	38,250.00	4.48
U S Treasury Note - 91282CKB6 4.625 02/28/2026							
800,000.000	100.3590	802,872.00	794,500.00	8,372.00	0.6	37,000.00	4.61



CITY OF MENIFEE  
ACCOUNT NUMBER: 6736302020

Page 15 of 43  
November 1, 2024 to November 30, 2024

### ASSET DETAIL (continued)

#### Security Description

	Shares/Face Amt	Price	Market Value	Tax Cost	Unrealized Gain/Loss	Percent of Total Portfolio	Estimated Annual Income	Estimated Current Yield
U S Treasury Note - 91282CKP5 4.625 04/30/2029	1,600,000.000	102.0660	1,633,056.00	1,609,593.75	23,462.25	1.3	74,000.00	4.53
U S Treasury Note - 91282CKV2 4.625 06/15/2027	1,500,000.000	101.1720	1,517,580.00	1,505,683.59	11,896.41	1.2	69,375.00	4.57
U S Treasury Note - 91282CHN4 4.750 07/31/2025	800,000.000	100.1840	801,472.00	796,187.50	5,284.50	0.6	38,000.00	4.74
U S Treasury Note - 91282CKK6 4.875 04/30/2026	800,000.000	100.8010	806,408.00	799,125.00	7,283.00	0.6	39,000.00	4.84
<b>Total US Government Issues</b>			<b>\$88,349,216.95</b>	<b>\$89,484,426.91</b>	<b>-\$1,135,209.96</b>	<b>68.1</b>	<b>\$2,549,563.95</b>	

#### Corporate Issues

Ace Ina Holding - 00440EAS6 3.150 03/15/2025	50,000.000	99.5020	49,751.00	51,448.00	-1,697.00	0.0	1,575.00	3.17
Amazon Com Inc - 023135BX3 1.000 05/12/2026	60,000.000	95.3840	57,230.40	59,740.80	-2,510.40	0.0	600.00	1.05
American Honda Fin Corp - 02665WED9 Medium Term Note 4.700 01/12/2028	130,000.000	100.6580	130,855.40	131,033.50	-178.10	0.1	6,110.00	4.67
American Honda Finance - 02665WFD8 Medium Term Note 4.900 03/12/2027	600,000.000	100.8630	605,178.00	595,380.00	9,798.00	0.5	29,400.00	4.86

CITY OF MENIFEE  
ACCOUNT NUMBER: 6736302020Page 16 of 43  
November 1, 2024 to November 30, 2024**ASSET DETAIL (continued)****Security Description**

	Shares/Face Amt	Price	Market Value	Tax Cost	Unrealized Gain/Loss	Percent of Total Portfolio	Estimated Annual Income	Estimated Current Yield
American Honda Finance - 02665WFE6 Medium Term Note 4.900 03/13/2029	850,000.000	100.9810	858,338.50	843,616.50	14,722.00	0.7	41,650.00	4.85
Apple Inc - 037833DN7 2.050 09/11/2026	25,000.000	96.0990	24,024.75	25,621.00	-1,596.25	0.0	512.50	2.13
Apple Inc - 037833BY5 3.250 02/23/2026	100,000.000	98.7010	98,701.00	96,949.00	1,752.00	0.1	3,250.00	3.29
Bank Amer Corp Sr - 06051GJD2 Medium Term Note 1.319 06/19/2026	40,000.000	98.1070	39,242.80	40,105.60	-862.80	0.0	527.60	1.34
Bank America Corp - 06051GLE7 Medium Term Note 5.080 01/20/2027	30,000.000	100.2850	30,085.50	30,000.00	85.50	0.0	1,524.00	5.07
Bank New York Mellon Corp - 06406RBN6 Medium Term Note 4.543 02/01/2029	900,000.000	99.9260	899,334.00	881,811.00	17,523.00	0.7	40,887.00	4.55
Bank New York Mellon Corp - 06406RBQ9 Medium Term Note 4.947 04/26/2027	700,000.000	100.4330	703,031.00	694,316.00	8,715.00	0.5	34,629.00	4.93
Bank Of America Corp - 06051GHT9 Medium Term Note 3.559 04/23/2027	675,000.000	98.2750	663,356.25	656,743.45	6,612.80	0.5	24,023.25	3.62
Bank Of America Corp - 06051GGF0 Medium Term Note 3.824 01/20/2028	75,000.000	98.0980	73,573.50	71,563.50	2,010.00	0.1	2,868.00	3.90



CITY OF MENIFEE  
ACCOUNT NUMBER: 6736302020

Page 17 of 43  
November 1, 2024 to November 30, 2024

### ASSET DETAIL (continued)

Security Description	Shares/Face Amt	Price	Market Value	Tax Cost	Unrealized Gain/Loss	Percent of Total Portfolio	Estimated Annual Income	Estimated Current Yield
Bank Of America Corp - 06051GHG7 Medium Term Note 3.970 03/05/2029	1,050,000.000	97.4520	1,023,246.00	992,729.50	30,516.50	0.8	41,685.00	4.07
Berkshire Hathaway Fin - 084664CZ2 2.300 03/15/2027	45,000.000	95.8290	43,123.05	44,991.45	-1,868.40	0.0	1,035.00	2.40
Bmw Veh Owner Tr - 05602RAD3 A B S Ser 2022 A Cl A 3 08/25/2026 Var	5,590.000	99.4440	5,558.92	5,589.71	-30.79	0.0	179.44	3.23
Bmw Vehicle Lease - 05593AAC3 A B S Ser 2023 1 Cl A 3 5.160 11/25/2025	40,034.420	100.0800	40,066.45	40,106.83	-40.38	0.0	2,065.78	5.16
Bmw Vehicle Owner Trust - 096919AD7 A B S Ser 2024 A Cl A 3 5.180 02/26/2029	570,000.000	101.3010	577,415.70	569,913.42	7,502.28	0.4	29,526.00	5.11
Caterpillar Finl Svcs - 14913R3B1 Medium Term Note 4.800 01/06/2026	80,000.000	100.3760	80,300.80	79,988.80	312.00	0.1	3,840.00	4.78
Caterpillar Finl Svcs - 14913UAJ9 Medium Term Note 4.850 02/27/2029	1,300,000.000	101.4040	1,318,252.00	1,290,499.00	27,753.00	1.0	63,050.00	4.78
Charles Schwab Corp - 808513BY0 2.450 03/03/2027	25,000.000	95.5830	23,895.75	24,991.70	-1,095.95	0.0	612.50	2.56
Charles Schwab Corp - 808513AU9 3.200 01/25/2028	85,000.000	96.0780	81,666.30	80,783.15	883.15	0.1	2,720.00	3.33

CITY OF MENIFEE  
ACCOUNT NUMBER: 6736302020Page 18 of 43  
November 1, 2024 to November 30, 2024**ASSET DETAIL (continued)****Security Description**

	<b>Shares/Face Amt</b>	<b>Price</b>	<b>Market Value</b>	<b>Tax Cost</b>	<b>Unrealized Gain/Loss</b>	<b>Percent of Total Portfolio</b>	<b>Estimated Annual Income</b>	<b>Estimated Current Yield</b>
Cisco Sys Inc - 17275RBQ4 4.800 02/26/2027	700,000.000	100.9380	706,566.00	694,694.00	11,872.00	0.5	33,600.00	4.75
Costco Wholesale Corp - 22160KAM7 3.000 05/18/2027	20,000.000	97.3820	19,476.40	19,535.80	-59.40	0.0	600.00	3.08
Deere John Capital Corp - 24422EWJ4 Medium Term Note 4.050 09/08/2025	70,000.000	99.6300	69,741.00	69,267.10	473.90	0.1	2,835.00	4.06
Duke Energy Carolinas - 26442CAS3 2.950 12/01/2026	35,000.000	97.0580	33,970.30	36,755.95	-2,785.65	0.0	1,032.50	3.04
Ford Cr Auto Owner Tr - 34535VAD6 A B S Ser 2024 D CI A 3 4.840 07/15/2029	775,000.000	100.3260	777,526.50	774,975.12	2,551.38	0.6	37,510.00	4.82
Gm Fin Cons Auto Rec - 380146AC4 A B S Ser 2022 1 CI A3 1.260 11/16/2026	3,114.600	98.9180	3,080.90	3,114.32	-33.42	0.0	39.24	1.27
Gm Fin Cons Auto Rec Tr - 362554AC1 A B S Ser 2021 4 CI A 3 0.680 09/16/2026	2,462.200	98.8760	2,434.52	2,462.12	-27.60	0.0	16.74	0.69
Home Depot Inc - 437076CW0 4.900 04/15/2029	750,000.000	101.6640	762,480.00	742,725.00	19,755.00	0.6	36,750.00	4.82
Honda Auto Rec Owner - 437930AC4 A B S Ser 2024 2 CI A 3 5.270 11/20/2028	210,000.000	101.3350	212,803.50	209,974.48	2,829.02	0.2	11,067.00	5.20



CITY OF MENIFEE  
ACCOUNT NUMBER: 6736302020

Page 19 of 43  
November 1, 2024 to November 30, 2024

### ASSET DETAIL (continued)

#### Security Description

Shares/Face Amt	Price	Market Value	Tax Cost	Unrealized Gain/Loss	Percent of Total Portfolio	Estimated Annual Income	Estimated Current Yield
Honda Auto Rec Ownr Tr - 43815BAC4 A B S Ser 2022 1 CI A 3 1.880 05/15/2026							
34,312.810	98.9870	33,965.22	33,005.95	959.27	0.0	645.08	1.90
Honda Auto Rec Ownr Tr 2021 4 - 43815GAC3 A B S Ser 2021 4 CI A3 01/21/2026 Var							
1,936.540	99.0290	1,917.74	1,936.12	-18.38	0.0	17.04	0.89
Honda Auto Receivables Owner - 43813YAC6 A B S Ser 2024 3 CI A3 4.570 03/21/2029							
800,000.000	100.1590	801,272.00	799,874.32	1,397.68	0.6	36,560.00	4.56
Honeywell International - 438516BL9 2.500 11/01/2026							
140,000.000	96.5880	135,223.20	131,150.60	4,072.60	0.1	3,500.00	2.59
Hyundai Auto Rec Tr - 44935FAD6 A B S Ser 2021 C CI A3 0.740 05/15/2026							
2,938.480	99.3990	2,920.82	2,896.38	24.44	0.0	21.74	0.74
Hyundai Auto Rec Tr - 448977AD0 A B S Ser 2022 A CI A3 10/15/2026 Var							
9,358.630	99.1090	9,275.24	9,358.27	-83.03	0.0	207.76	2.24
John Deere Capital Corporation - 24422EXH7 Medium Term Note 4.500 01/16/2029							
1,550,000.000	100.2360	1,553,658.00	1,509,761.00	43,897.00	1.2	69,750.00	4.49
John Deere Own - 47789QAC4 A B S Ser 2021 B CI A 3 03/16/2026 Var							
2,279.760	99.2380	2,262.39	2,279.55	-17.16	0.0	11.85	0.52

CITY OF MENIFEE  
ACCOUNT NUMBER: 6736302020Page 20 of 43  
November 1, 2024 to November 30, 2024**ASSET DETAIL (continued)****Security Description**

Shares/Face Amt	Price	Market Value	Tax Cost	Unrealized Gain/Loss	Percent of Total Portfolio	Estimated Annual Income	Estimated Current Yield
John Deere Owner - 47800BAC2 A B S Ser 2022 C CI A 3 5.090 06/15/2027							
20,026.970	100.2260	20,072.23	20,025.41	46.82	0.0	1,019.37	5.08
John Deere Owner Tr - 47787JAC2 A B S Ser 2022 CI A 3 09/15/2026 Var							
3,326.790	99.0360	3,294.72	3,326.05	-31.33	0.0	77.18	2.34
John Deere Owner Trust - 47800CAC0 A B S Ser 2023 A CI A3 5.010 11/15/2027							
20,000.000	100.3930	20,078.60	19,996.36	82.24	0.0	1,002.00	4.99
John Deere Ownr Tr - 47800AAC4 A B S Ser 2022 B CI A3 02/16/2027 Var							
9,732.070	99.3860	9,672.32	9,731.14	-58.82	0.0	363.98	3.76
Jpmorgan Chase Co - 46625HRY8 02/01/2028 Var							
70,000.000	98.0620	68,643.40	67,053.70	1,589.70	0.1	2,647.40	3.86
Jpmorgan Chase Co - 46647PBK1 2.083 04/22/2026							
12,000.000	98.9270	11,871.24	12,447.96	-576.72	0.0	249.96	2.11
Jpmorgan Chase Co - 46647PAM8 3.509 01/23/2029							
1,250,000.000	96.4570	1,205,712.50	1,169,226.50	36,486.00	0.9	43,862.50	3.64
Jpmorgan Chase Co - 46647PBA3 3.960 01/29/2027							
400,000.000	99.0880	396,352.00	388,284.00	8,068.00	0.3	15,840.00	4.00
Mastercard Inc - 57636QAN4 2.000 03/03/2025							
35,000.000	99.3160	34,760.60	36,067.15	-1,306.55	0.0	700.00	2.01





CITY OF MENIFEE  
ACCOUNT NUMBER: 6736302020

Page 21 of 43  
November 1, 2024 to November 30, 2024

### ASSET DETAIL (continued)

#### Security Description

Shares/Face Amt	Price	Market Value	Tax Cost	Unrealized Gain/Loss	Percent of Total Portfolio	Estimated Annual Income	Estimated Current Yield
Mercedes Benz Auto - 58770AAC7 A B S Ser 2023 1 CI A3 4.510 11/15/2027							
30,449.380	99.8900	30,415.89	30,445.73	-29.84	0.0	1,373.27	4.51
Merck Co Inc - 58933YBH7 4.050 05/17/2028							
130,000.000	99.4050	129,226.50	130,394.70	-1,168.20	0.1	5,265.00	4.07
Microsoft Corp - 594918BJ2 3.125 11/03/2025							
125,000.000	98.7970	123,496.25	120,882.50	2,613.75	0.1	3,906.25	3.16
Morgan Stanley - 61747YEZ4 Medium Term Note 5.050 01/28/2027							
750,000.000	100.3120	752,340.00	744,262.05	8,077.95	0.6	37,875.00	5.03
Morgan Stanley - 61747YFD2 Medium Term Note 5.164 04/20/2029							
800,000.000	101.0720	808,576.00	794,520.00	14,056.00	0.6	41,312.00	5.11
Morgan Stanley Fr - 6174468Q5 Medium Term Note 2.188 04/28/2026							
35,000.000	98.9190	34,621.65	33,013.20	1,608.45	0.0	765.80	2.21
National Rural Util Coop - 637432NS0 3.700 03/15/2029							
1,600,000.000	96.3330	1,541,328.00	1,507,712.00	33,616.00	1.2	59,200.00	3.84
National Rural Utils Coop Fin - 63743HFE7 Medium Term Note 3.450 06/15/2025							
10,000.000	99.2780	9,927.80	9,997.30	-69.50	0.0	345.00	3.47
National Rural Utils Corp Fin - 63743HFH0 Medium Term Note 4.450 03/13/2026							
70,000.000	99.7650	69,835.50	69,950.30	-114.80	0.1	3,115.00	4.46



CITY OF MENIFEE  
ACCOUNT NUMBER: 6736302020

Page 22 of 43  
November 1, 2024 to November 30, 2024

### ASSET DETAIL (continued)

#### Security Description

Shares/Face Amt	Price	Market Value	Tax Cost	Unrealized Gain/Loss	Percent of Total Portfolio	Estimated Annual Income	Estimated Current Yield
Northern Tr Corp Sr Nt - 665859AW4 4.000 05/10/2027							
15,000.000	99.0240	14,853.60	14,975.70	-122.10	0.0	600.00	4.04
Paccar Financial Corp - 69371RR73 Medium Term Note 2.850 04/07/2025							
35,000.000	99.3570	34,774.95	34,990.90	-215.95	0.0	997.50	2.87
Paccar Financial Corp - 69371RS31 Medium Term Note 4.600 01/10/2028							
100,000.000	100.7450	100,745.00	99,515.00	1,230.00	0.1	4,600.00	4.57
Paccar Financial Corp - 69371RS80 Medium Term Note 4.600 01/31/2029							
1,500,000.000	100.6480	1,509,720.00	1,468,515.00	41,205.00	1.2	69,000.00	4.57
Pepsico Inc - 713448CT3 2.750 04/30/2025							
130,000.000	99.2060	128,967.80	124,989.80	3,978.00	0.1	3,575.00	2.77
Pnc Financial Services - 693475BL8 4.758 01/26/2027							
135,000.000	99.9660	134,954.10	134,947.35	6.75	0.1	6,423.30	4.76
Prologis L P - 74340XCG4 4.875 06/15/2028							
1,600,000.000	101.2800	1,620,480.00	1,577,232.00	43,248.00	1.2	78,000.00	4.81
Public Service Electric - 74456QBR6 Medium Term Note 2.250 09/15/2026							
850,000.000	96.0630	816,535.50	807,126.00	9,409.50	0.6	19,125.00	2.34
Public Service Electric - 74456QBX3 Medium Term Note 3.650 09/01/2028							
800,000.000	96.9800	775,840.00	752,432.00	23,408.00	0.6	29,200.00	3.76



CITY OF MENIFEE  
ACCOUNT NUMBER: 6736302020

Page 23 of 43  
November 1, 2024 to November 30, 2024

### ASSET DETAIL (continued)

#### Security Description

Shares/Face Amt	Price	Market Value	Tax Cost	Unrealized Gain/Loss	Percent of Total Portfolio	Estimated Annual Income	Estimated Current Yield
Reality Income Corp - 756109AV6 3.875 04/15/2025							
20,000.000	99.6750	19,935.00	19,714.00	221.00	0.0	775.00	3.89
Realty Income Corp - 756109BG8 3.950 08/15/2027							
100,000.000	98.6680	98,668.00	97,097.00	1,571.00	0.1	3,950.00	4.00
Realty Income Corp Sr - 756109CF9 4.750 02/15/2029							
1,450,000.000	100.2120	1,453,074.00	1,410,895.00	42,179.00	1.1	68,875.00	4.74
Simon Property Group LP - 828807DE4 3.375 12/01/2027							
800,000.000	97.1410	777,128.00	749,536.00	27,592.00	0.6	30,000.00	3.86
State Str Corp Sr Nt - 857477CL5 4.993 03/18/2027							
125,000.000	101.0820	126,352.50	125,000.00	1,352.50	0.1	6,241.25	4.94
Target Corp - 87612EBM7 1.950 01/15/2027							
20,000.000	95.2340	19,046.80	19,966.00	-919.20	0.0	390.00	2.05
Toronto Dominion Bank - 89115A2C5 Medium Term Note 4.108 06/08/2027							
40,000.000	98.6260	39,450.40	39,866.00	-415.60	0.0	1,643.20	4.16
Toyota Auto Rec Own Tr - 89238JAC9 A B S Ser 2021 D Cl A 3 04/15/2026 Var							
15,503.750	99.0730	15,360.03	14,600.78	759.25	0.0	110.08	0.72
Toyota Auto Rec Own Tr - 89231CAD9 A B S Ser 2022 C Cl A 3 3.760 04/15/2027							
19,019.650	99.4750	18,919.80	18,703.15	216.65	0.0	715.14	3.78
Toyota Auto Rec Tr 2024-D 6/15/2029 - 89239TAD4 4.470000							
405,000.000	99.9570	404,825.85	404,977.40	-151.55	0.3	18,103.50	4.47

CITY OF MENIFEE  
ACCOUNT NUMBER: 6736302020Page 24 of 43  
November 1, 2024 to November 30, 2024**ASSET DETAIL (continued)****Security Description**

	<b>Shares/Face Amt</b>	<b>Price</b>	<b>Market Value</b>	<b>Tax Cost</b>	<b>Unrealized Gain/Loss</b>	<b>Percent of Total Portfolio</b>	<b>Estimated Annual Income</b>	<b>Estimated Current Yield</b>
Toyota Mtr Cr Corp - 89236TJK2 Medium Term Note 1.125 06/18/2026	40,000.000	95.1590	38,063.60	39,982.40	-1,918.80	0.0	450.00	1.18
Toyota Mtr Cr Corp - 89236TJT3 Medium Term Note 1.450 01/13/2025	30,000.000	99.6160	29,884.80	29,959.80	-75.00	0.0	435.00	1.46
Toyota Mtr Cr Corp - 89236TKQ7 Medium Term Note 4.625 01/12/2028	80,000.000	100.4810	80,384.80	79,947.20	437.60	0.1	3,700.00	4.60
Toyota Mtr Cr Corp - 89236TLB9 Medium Term Note 5.250 09/11/2028	1,450,000.000	102.5660	1,487,207.00	1,455,605.50	31,601.50	1.1	76,125.00	5.12
Truist Finl Corp - 89788MAA0 Medium Term Note 1.200 08/05/2025	30,000.000	97.7030	29,310.90	29,341.20	-30.30	0.0	360.00	1.23
Unitedhealth Group Inc - 91324PEC2 1.150 05/15/2026	40,000.000	95.3280	38,131.20	39,563.60	-1,432.40	0.0	460.00	1.21
Unitedhealth Group Inc - 91324PEU2 4.250 01/15/2029	850,000.000	99.1060	842,401.00	822,681.00	19,720.00	0.6	36,125.00	4.29
Unitedhealth Group Inc - 91324PEP3 5.250 02/15/2028	700,000.000	102.3450	716,415.00	702,464.00	13,951.00	0.6	36,750.00	5.13
US Bancorp - 91159HJK7 Medium Term Note 4.653 02/01/2029	1,600,000.000	99.6070	1,593,712.00	1,550,764.50	42,947.50	1.2	74,448.00	4.67



CITY OF MENIFEE  
ACCOUNT NUMBER: 6736302020

Page 25 of 43  
November 1, 2024 to November 30, 2024

### ASSET DETAIL (continued)

#### Security Description

Shares/Face Amt	Price	Market Value	Tax Cost	Unrealized Gain/Loss	Percent of Total Portfolio	Estimated Annual Income	Estimated Current Yield
Walmart Inc - 931142ER0 1.050 09/17/2026							
10,000.000	94.4300	9,443.00	9,981.10	-538.10	0.0	105.00	1.11

#### Total Corporate Issues

**\$30,799,610.63      \$30,194,393.42      \$605,217.21      23.7      \$1,356,635.70**

#### Foreign Issues

Bank Montreal Que - 06368D3S1 Medium Term Note 3.700 06/07/2025							
75,000.000	99.4820	74,611.50	73,120.50	1,491.00	0.1	2,775.00	3.72
Bank Of Montreal - 06368FAC3 Medium Term Note 1.250 09/15/2026							
40,000.000	94.3020	37,720.80	39,951.60	-2,230.80	0.0	500.00	1.33
Inter American Devel Bk - 4581X0DC9 3.125 09/18/2028							
120,000.000	96.3800	115,656.00	112,706.40	2,949.60	0.1	3,750.00	3.24
Inter American Devel Bk - 4581X0DV7 Medium Term Note 0.875 04/20/2026							
75,000.000	95.4130	71,559.75	74,656.50	-3,096.75	0.1	656.25	0.92
Inter American Devel Bk - 4581X0EN4 Medium Term Note 4.125 02/15/2029							
1,385,000.000	100.0070	1,385,096.95	1,381,426.20	3,670.75	1.1	57,131.25	4.13
International Bank - 459058KL6 3.625 09/21/2029							
1,350,000.000	97.8000	1,320,300.00	1,350,850.50	-30,550.50	1.0	48,937.50	3.71
International Bank - 459058LN1 3.875 10/16/2029							
2,345,000.000	98.5360	2,310,669.20	2,338,879.55	-28,210.35	1.8	90,868.75	3.93



CITY OF MENIFEE  
ACCOUNT NUMBER: 6736302020

Page 26 of 43  
November 1, 2024 to November 30, 2024

### ASSET DETAIL (continued)

#### Security Description

Shares/Face Amt	Price	Market Value	Tax Cost	Unrealized Gain/Loss	Percent of Total Portfolio	Estimated Annual Income	Estimated Current Yield
International Bank M T N - 459058JL8 0.500 10/28/2025							
75,000.000	96.5630	72,422.25	74,670.05	-2,247.80	0.1	375.00	0.52
International Bank M T N - 459058KT9 3.500 07/12/2028							
1,300,000.000	97.7810	1,271,153.00	1,248,988.00	22,165.00	1.0	45,500.00	3.58
International Finance Corp - 45950KDD9 Medium Term Note 4.500 07/13/2028							
100,000.000	101.1350	101,135.00	99,889.00	1,246.00	0.1	4,500.00	4.45
Royal Bk Cda - 78016EZ59 Medium Term Note 3.375 04/14/2025							
20,000.000	99.5210	19,904.20	19,992.60	-88.40	0.0	675.00	3.39
Royal Bk Cda - 78016FZW7 Medium Term Note 4.900 01/12/2028							
80,000.000	100.8160	80,652.80	79,957.60	695.20	0.1	3,920.00	4.86
Royal Bk Cda - 78016HZV5 Medium Term Note 4.950 02/01/2029							
1,550,000.000	101.2590	1,569,514.50	1,530,273.50	39,241.00	1.2	76,725.00	4.89
Toronto Dominion Bank - 89115A2K7 Medium Term Note 5.103 01/09/2026							
80,000.000	100.3910	80,312.80	79,890.40	422.40	0.1	4,082.40	5.08



CITY OF MENIFEE  
ACCOUNT NUMBER: 6736302020

Page 27 of 43  
November 1, 2024 to November 30, 2024

### ASSET DETAIL (continued)

#### Security Description

Shares/Face Amt	Price	Market Value	Tax Cost	Unrealized Gain/Loss	Percent of Total Portfolio	Estimated Annual Income	Estimated Current Yield
Toronto Dominion Bk - 89115A2U5 Medium Term Note 5.523 07/17/2028							
1,400,000.000	102.6880	1,437,632.00	1,406,219.50	31,412.50	1.1	77,322.00	5.38
<b>Total Foreign Issues</b>		<b>\$9,948,340.75</b>	<b>\$9,911,471.90</b>	<b>\$36,868.85</b>	<b>7.7</b>	<b>\$417,718.15</b>	
<b>Total Taxable Bonds</b>		<b>\$129,097,168.33</b>	<b>\$129,590,292.23</b>	<b>-\$493,123.90</b>	<b>99.5</b>	<b>\$4,323,917.80</b>	
<b>Total Assets</b>		<b>\$129,769,295.08</b>	<b>\$130,262,418.98</b>	<b>-\$493,123.90</b>	<b>100.0</b>	<b>\$4,354,180.27</b>	
<b>Estimated Current Yield</b>							<b>3.35</b>

### ASSET DETAIL MESSAGES

Time of trade execution and trading party (if not disclosed) will be provided upon request.

Publicly traded assets are valued in accordance with market quotations or valuation methodologies from financial industry services believed by us to be reliable. Assets that are not publicly traded may be reflected at values from other external sources. Assets for which a current value is not available may be reflected at a previous value or as not valued, at par value, or at a nominal value. Values shown do not necessarily reflect prices at which assets could be bought or sold. Values are updated based on internal policy and may be updated less frequently than statement generation.

Estimated Current Yield and Estimated Annual Income are estimates provided for informational purposes only and should not be relied on for making investment, trading, or tax decisions. The estimates may not represent the actual value earned by your investments and they provide no guarantee of what your investments may earn in the future.

CITY OF MENIFEE  
ACCOUNT NUMBER: 6736302020Page 28 of 43  
November 1, 2024 to November 30, 2024**TRANSACTION DETAIL**

Date Posted	Activity	Description	Cash	Tax Cost
<b>Beginning Balance 11/01/2024</b>			<b>\$0.00</b>	<b>\$130,226,074.74</b>
11/01/24	Asset Income	Interest Earned On Honeywell 2.500% 11/01/26 0.0125 USD/\$1 Pv On 140,000 Par Value Due 11/1/24	1,750.00	
11/01/24	Asset Income	Interest Earned On Federated Hermes Govt Obligs Is Interest From 10/1/24 To 10/31/24	816.90	
11/04/24	Asset Income	Interest Earned On Microsoft Corp 3.125% 11/03/25 0.015625 USD/\$1 Pv On 125,000 Par Value Due 11/3/24	1,953.13	
11/07/24	Asset Income	Interest Earned On F N M A 0.500% 11/07/25 0.0025 USD/\$1 Pv On 65,000 Par Value Due 11/7/24	162.50	
11/08/24	Asset Income	Interest Earned On Caterpillar Finl Mtn 2.150% 11/08/24 0.01075 USD/\$1 Pv On 45,000 Par Value Due 11/8/24 Interest On 11/8/24 Maturity	483.75	
11/08/24	Sale	Matured 45,000 Par Value Of Caterpillar Finl Mtn 2.150% 11/08/24 Trade Date 11/8/24 45,000 Par Value At 100 %	45,000.00	-45,481.50
11/12/24	Asset Income	Interest Earned On Northern Tr Corp Sr 4.000% 5/10/27 0.02 USD/\$1 Pv On 15,000 Par Value Due 11/10/24	300.00	
11/12/24	Asset Income	Interest Earned On Amazon Com Inc 1.000% 5/12/26 0.005 USD/\$1 Pv On 60,000 Par Value Due 11/12/24	300.00	
11/15/24	Asset Income	Interest Earned On Toyota Auto Rec Tr 4.470% 6/15/29 \$0.00342/Pv On 405,000.00 Pv Due 11/15/24	1,386.00	
11/15/24	Asset Income	Interest Earned On Honda Auto Rec Own 1.880% 5/15/26 \$0.00157/Pv On 39,008.81 Pv Due 11/15/24	61.12	





CITY OF MENIFEE  
ACCOUNT NUMBER: 6736302020

Page 29 of 43  
November 1, 2024 to November 30, 2024

### TRANSACTION DETAIL (continued)

Date Posted	Activity	Description	Cash	Tax Cost
11/15/24	Sale	Paid Down 4,696 Par Value Of Honda Auto Rec Own 1.880% 5/15/26 Trade Date 11/15/24	4,696.00	-4,517.14
11/15/24	Asset Income	Interest Earned On Hyundai Auto Rec 2.220% 10/15/26 \$0.00185/Pv On 10,590.19 Pv Due 11/15/24	19.59	
11/15/24	Sale	Paid Down 1,231.56 Par Value Of Hyundai Auto Rec 2.220% 10/15/26 Trade Date 11/15/24	1,231.56	-1,231.51
11/15/24	Asset Income	Interest Earned On Hyundai Auto Rec Tr 0.740% 5/15/26 \$0.00062/Pv On 3,830.24 Pv Due 11/15/24	2.36	
11/15/24	Sale	Paid Down 891.76 Par Value Of Hyundai Auto Rec Tr 0.740% 5/15/26 Trade Date 11/15/24	891.76	-878.98
11/15/24	Asset Income	Interest Earned On John Deere Owner 2.320% 9/15/26 \$0.00193/Pv On 3,859.24 Pv Due 11/15/24	7.46	
11/15/24	Sale	Paid Down 532.45 Par Value Of John Deere Owner 2.320% 9/15/26 Trade Date 11/15/24	532.45	-532.33
11/15/24	Asset Income	Interest Earned On John Deere Own 0.520% 3/16/26 \$0.00043/Pv On 2,847.25 Pv Due 11/15/24	1.23	
11/15/24	Sale	Paid Down 567.49 Par Value Of John Deere Own 0.520% 3/16/26 Trade Date 11/15/24	567.49	-567.44
11/15/24	Asset Income	Interest Earned On John Deere Ownr Tr 3.740% 2/16/27 \$0.00312/Pv On 10,610.50 Pv Due 11/15/24	33.07	
11/15/24	Sale	Paid Down 878.43 Par Value Of John Deere Ownr Tr 3.740% 2/16/27 Trade Date 11/15/24	878.43	-878.35

CITY OF MENIFEE  
ACCOUNT NUMBER: 6736302020Page 30 of 43  
November 1, 2024 to November 30, 2024**TRANSACTION DETAIL (continued)**

<b>Date Posted</b>	<b>Activity</b>	<b>Description</b>	<b>Cash</b>	<b>Tax Cost</b>
11/15/24	Asset Income	Interest Earned On John Deere Owner 5.090% 6/15/27 \$0.00424/Pv On 21,388.47 Pv Due 11/15/24	90.72	
11/15/24	Sale	Paid Down 1,361.5 Par Value Of John Deere Owner 5.090% 6/15/27 Trade Date 11/15/24	1,361.50	-1,361.39
11/15/24	Asset Income	Interest Earned On John Deere Owner 5.010% 11/15/27 \$0.00418/Pv On 20,000.00 Pv Due 11/15/24	83.50	
11/15/24	Asset Income	Interest Earned On Mercedes Benz Auto 4.510% 11/15/27 \$0.00376/Pv On 32,464.01 Pv Due 11/15/24	122.01	
11/15/24	Sale	Paid Down 2,014.63 Par Value Of Mercedes Benz Auto 4.510% 11/15/27 Trade Date 11/15/24	2,014.63	-2,014.39
11/15/24	Asset Income	Interest Earned On Toyota Auto Rec 3.760% 4/15/27 \$0.00313/Pv On 20,441.76 Pv Due 11/15/24	64.05	
11/15/24	Sale	Paid Down 1,422.11 Par Value Of Toyota Auto Rec 3.760% 4/15/27 Trade Date 11/15/24	1,422.11	-1,398.44
11/15/24	Asset Income	Interest Earned On Toyota Auto Rec 0.710% 4/15/26 \$0.00059/Pv On 18,586.67 Pv Due 11/15/24	11.00	
11/15/24	Sale	Paid Down 3,082.92 Par Value Of Toyota Auto Rec 0.710% 4/15/26 Trade Date 11/15/24	3,082.92	-2,903.36
11/15/24	Asset Income	Interest Earned On U S Treasury Nt 2.000% 11/15/26 0.01 USD/\$1 Pv On 870,000 Par Value Due 11/15/24	8,700.00	
11/15/24	Asset Income	Interest Earned On U S Treasury Nt 2.250% 11/15/25 0.01125 USD/\$1 Pv On 2,000,000 Par Value Due 11/15/24	22,500.00	



CITY OF MENIFEE  
ACCOUNT NUMBER: 6736302020

Page 31 of 43  
November 1, 2024 to November 30, 2024

**TRANSACTION DETAIL (continued)**

Date Posted	Activity	Description	Cash	Tax Cost
11/15/24	Asset Income	Interest Earned On U S Treasury Nt 3.125% 11/15/28 0.015625 USD/\$1 Pv On 150,000 Par Value Due 11/15/24	2,343.75	
11/15/24	Asset Income	Interest Earned On U S Treasury Nt 3.625% 5/15/26 0.018125 USD/\$1 Pv On 800,000 Par Value Due 11/15/24	14,500.00	
11/15/24	Asset Income	Interest Earned On Unitedhealth 1.150% 5/15/26 0.00575 USD/\$1 Pv On 40,000 Par Value Due 11/15/24	230.00	
11/18/24	Asset Income	Interest Earned On Gm Fin Cons Auto 0.680% 9/16/26 \$0.00057/Pv On 2,853.61 Pv Due 11/16/24	1.62	
11/18/24	Sale	Paid Down 391.41 Par Value Of Gm Fin Cons Auto 0.680% 9/16/26 Trade Date 11/16/24	391.41	-391.40
11/18/24	Asset Income	Interest Earned On Honda Auto Rec Owner 5.270% 11/20/28 \$0.00439/Pv On 210,000.00 Pv Due 11/18/24	922.25	
11/18/24	Asset Income	Interest Earned On Gm Fin Cons Auto 1.260% 11/16/26 \$0.00105/Pv On 3,547.36 Pv Due 11/16/24	3.72	
11/18/24	Sale	Paid Down 432.76 Par Value Of Gm Fin Cons Auto 1.260% 11/16/26 Trade Date 11/16/24	432.76	-432.72
11/18/24	Asset Income	Interest Earned On Merck Co Inc 4.050% 5/17/28 0.02025 USD/\$1 Pv On 130,000 Par Value Due 11/17/24	2,632.50	
11/18/24	Asset Income	Interest Earned On Costco Wholesale 3.000% 5/18/27 0.015 USD/\$1 Pv On 20,000 Par Value Due 11/18/24	300.00	
11/20/24	Cash Disbursement	Cash Disbursement Paid To Chandler Asset Mgmt Payment Of Funds As Requested	-8,550.87	

CITY OF MENIFEE  
ACCOUNT NUMBER: 6736302020Page 32 of 43  
November 1, 2024 to November 30, 2024**TRANSACTION DETAIL (continued)**

<b>Date Posted</b>	<b>Activity</b>	<b>Description</b>	<b>Cash</b>	<b>Tax Cost</b>
11/20/24	Purchase	Purchased 2,000,000 Par Value Of U S Treasury Nt 4.125% 10/31/29 Trade Date 11/19/24 Purchased Through J.P. Morgan Securities LLC Purchased On The Off-Exchange Transactions - Li Swift External Ref#: 8432403133032278 2,000,000 Par Value At 99.511719 %	-1,990,234.38	1,990,234.38
11/20/24	Purchase Accrued Interest	Paid Accrued Interest On Purchase Of U S Treasury Nt 4.125% 10/31/29 Income Debit 4,558.01- USD	-4,558.01	
11/20/24	Sale	Sold 3,000,000 Par Value Of U S Treasury Nt 0.500% 3/31/25 Trade Date 11/19/24 Sold Through Morgan Stanley & Co. LLC Sold On The Off-Exchange Transactions - Li Swift External Ref#: 8432403133032144 3,000,000 Par Value At 98.61328133 %	2,958,398.44	-2,990,625.00
11/20/24	Sell Accrued Interest	Received Accrued Interest On Sale Of U S Treasury Nt 0.500% 3/31/25 Income Credit 2,101.65 USD	2,101.65	
11/21/24	Asset Income	Interest Earned On Honda Auto 4.570% 3/21/29 \$0.00381/Pv On 800,000.00 Pv Due 11/21/24	3,046.67	
11/21/24	Asset Income	Interest Earned On Honda Auto Rec 0.880% 1/21/26 \$0.00073/Pv On 2,326.30 Pv Due 11/21/24	1.71	
11/21/24	Sale	Paid Down 389.76 Par Value Of Honda Auto Rec 0.880% 1/21/26 Trade Date 11/21/24	389.76	-389.68
11/22/24	Purchase	Purchased 775,000 Par Value Of Ford Cr Auto Owner 4.840% 7/15/29 Trade Date 11/19/24 Purchased Through Barclays Capital Inc. Fixed In Purchased On The Off-Exchange Transactions - Li Swift External Ref#: 8432403133032679 775,000 Par Value At 99.99678968 %	-774,975.12	774,975.12



CITY OF MENIFEE  
ACCOUNT NUMBER: 6736302020

Page 33 of 43  
November 1, 2024 to November 30, 2024

**TRANSACTION DETAIL (continued)**

Date Posted	Activity	Description	Cash	Tax Cost
11/25/24	Asset Income	Interest Earned On F H L M C Mltcl Mt 3.284% 6/25/25 \$0.00274/Pv On 59,370.42 Pv Due 11/25/24	162.48	
11/25/24	Sale	Paid Down 125.88 Par Value Of F H L M C Mltcl Mt 3.284% 6/25/25 Trade Date 11/25/24	125.88	-133.86
11/25/24	Asset Income	Interest Earned On F H L M C Mltcl Mtg 2.995% 12/25/25 \$0.00250/Pv On 125,000.00 Pv Due 11/25/24	311.98	
11/25/24	Asset Income	Interest Earned On F H L M C Mltcl Mtg 3.329% 5/25/25 \$0.00277/Pv On 34,550.24 Pv Due 11/25/24	95.85	
11/25/24	Sale	Paid Down 298.25 Par Value Of F H L M C Mltcl Mtg 3.329% 5/25/25 Trade Date 11/25/24	298.25	-306.55
11/25/24	Asset Income	Interest Earned On Bmw Vehicle Lease 5.160% 11/25/25 \$0.00430/Pv On 53,812.77 Pv Due 11/25/24	231.40	
11/25/24	Sale	Paid Down 13,778.35 Par Value Of Bmw Vehicle Lease 5.160% 11/25/25 Trade Date 11/25/24	13,778.35	-13,803.27
11/25/24	Asset Income	Interest Earned On Bmw Veh Owner Tr 3.210% 8/25/26 \$0.00268/Pv On 6,308.85 Pv Due 11/25/24	16.88	
11/25/24	Sale	Paid Down 718.85 Par Value Of Bmw Veh Owner Tr 3.210% 8/25/26 Trade Date 11/25/24	718.85	-718.81
11/25/24	Asset Income	Interest Earned On Bmw Vehicle Owner 5.180% 2/26/29 \$0.00432/Pv On 570,000.00 Pv Due 11/25/24	2,460.50	
11/25/24	Asset Income	Interest Earned On F H L M C Mltcl Mtg 2.670% 12/25/24 \$0.00222/Pv On 7,817.57 Pv Due 11/25/24	17.39	

CITY OF MENIFEE  
ACCOUNT NUMBER: 6736302020Page 34 of 43  
November 1, 2024 to November 30, 2024**TRANSACTION DETAIL (continued)**

<b>Date Posted</b>	<b>Activity</b>	<b>Description</b>	<b>Cash</b>	<b>Tax Cost</b>
11/25/24	Sale	Paid Down 6,603.56 Par Value Of F H L M C Mltcl Mtg 2.670% 12/25/24 Trade Date 11/25/24	6,603.56	-6,665.47
11/25/24	Asset Income	Interest Earned On F H L M C Mltcl Mt 3.334% 8/25/25 \$0.00278/Pv On 25,000.00 Pv Due 11/25/24	69.46	
11/25/24	Asset Income	Interest Earned On F H L M C Mltcl Mtg 2.745% 1/25/26 \$0.00229/Pv On 70,000.00 Pv Due 11/25/24	160.13	
11/25/24	Asset Income	Interest Earned On F H L M C Mltcl Mtg 2.525% 5/25/26 \$0.00210/Pv On 120,000.00 Pv Due 11/25/24	252.50	
11/25/24	Asset Income	Interest Earned On F H L M C Mltcl Mt 2.653% 8/25/26 \$0.00221/Pv On 125,000.00 Pv Due 11/25/24	276.35	
11/25/24	Asset Income	Interest Earned On F H L M C Mltcl Mtg 3.413% 12/25/26 \$0.00284/Pv On 70,000.00 Pv Due 11/25/24	199.09	
11/25/24	Asset Income	Interest Earned On F H L M C Mltcl Mt 3.430% 1/25/27 \$0.00286/Pv On 70,000.00 Pv Due 11/25/24	200.08	
11/25/24	Asset Income	Interest Earned On F H L M C Mltcl Mt 3.187% 9/25/27 \$0.00266/Pv On 99,479.50 Pv Due 11/25/24	264.20	
11/25/24	Sale	Paid Down 159.1 Par Value Of F H L M C Mltcl Mt 3.187% 9/25/27 Trade Date 11/25/24	159.10	-152.64
11/25/24	Asset Income	Interest Earned On F H L M C Mltcl Mt 3.303% 11/25/27 \$0.00275/Pv On 30,000.00 Pv Due 11/25/24	82.58	
11/25/24	Asset Income	Interest Earned On F H L M C Mltcl Mt 3.900% 8/25/28 \$0.00325/Pv On 1,500,000.00 Pv Due 11/25/24	4,875.00	



CITY OF MENIFEE  
ACCOUNT NUMBER: 6736302020

Page 35 of 43  
November 1, 2024 to November 30, 2024

### TRANSACTION DETAIL (continued)

Date Posted	Activity	Description	Cash	Tax Cost
11/25/24	Asset Income	Interest Earned On F H L M C Mltcl Mt 3.422% 2/25/52 \$0.00285/Pv On 1,500,000.00 Pv Due 11/25/24	4,277.50	
11/25/24	Asset Income	Interest Earned On F H L M C Mltcl Mtg 2.982% 5/25/52 \$0.00249/Pv On 1,000,000.00 Pv Due 11/25/24	2,485.00	
11/25/24	Asset Income	Interest Earned On F H L M C Mltcl Mt 2.525% 10/25/26 \$0.00210/Pv On 125,000.00 Pv Due 11/25/24	263.02	
11/25/24	Asset Income	Interest Earned On F H L M C Mltcl Mtg 2.031% 9/25/28 \$0.00169/Pv On 135,000.00 Pv Due 11/25/24	228.49	
	Purchase	Combined Purchases For The Period 11/ 1/24 - 11/30/24 Of Federated Hermes Govt Obligs Is	-1,130,044.96	1,130,044.96
	Sale	Combined Sales For The Period 11/ 1/24 - 11/30/24 Of Federated Hermes Govt Obligs Is	783,525.99	-783,525.99
<b>Ending Balance 11/30/2024</b>			<b>\$0.00</b>	<b>\$130,262,418.98</b>



CITY OF MENIFEE  
ACCOUNT NUMBER: 6736302020

Page 36 of 43  
November 1, 2024 to November 30, 2024

### SALE/MATURITY SUMMARY

	Settlement Date	Description	Tax Cost	Proceeds	Estimated Gain/Loss
<b>Taxable Bonds</b>					
<b>Bmw Veh Owner Tr</b> <b>A B S Ser 2022 A CI A 3</b> <b>08/25/2026 Var</b> <b>BVO3226</b>					
	11/25/24	Paid Down 718.85 Par Value Trade Date 11/25/24	-718.81	718.85	0.04
<b>Bmw Vehicle Lease</b> <b>A B S Ser 2023 1 CI A 3</b> <b>5.160 11/25/2025</b> <b>05593AAC3</b>					
	11/25/24	Paid Down 13,778.35 Par Value Trade Date 11/25/24	-13,803.27	13,778.35	-24.92
<b>Caterpillar Finl Service</b> <b>Medium Term Note</b> <b>2.150 11/08/2024</b> <b>14913Q3B3</b>					
	11/08/24	Matured 45,000 Par Value Trade Date 11/8/24 45,000 Par Value At 100 %	-45,481.50	45,000.00	-481.50
<b>F H L M C Multiclass Mtg Partn</b> <b>C M O Ser K042 CI A2</b> <b>2.670 12/25/2024</b> <b>3137BFXT3</b>					
	11/25/24	Paid Down 6,603.56 Par Value Trade Date 11/25/24	-6,665.47	6,603.56	-61.91





CITY OF MENIFEE  
ACCOUNT NUMBER: 6736302020

Page 37 of 43  
November 1, 2024 to November 30, 2024

### SALE/MATURITY SUMMARY (continued)

Settlement Date	Description	Tax Cost	Proceeds	Estimated Gain/Loss
<b>F H L M C Multiclass Mtg Partn</b> <b>C M O Ser K047 CI A2</b> <b>3.329 05/25/2025</b> <b>FHL3325A</b>				
11/25/24	Paid Down 298.25 Par Value Trade Date 11/25/24	-306.55	298.25	-8.30
<b>F H L M C Multiclass Mtg Partn</b> <b>C M O Ser K048 CI A2</b> <b>06/25/2025 Var</b> <b>FHL3225</b>				
11/25/24	Paid Down 125.88 Par Value Trade Date 11/25/24	-133.86	125.88	-7.98
<b>F H L M C Multiclass Mtg Partn</b> <b>C M O Ser K069 CI A2</b> <b>3.187 09/25/2027</b> <b>FHL3127A</b>				
11/25/24	Paid Down 159.1 Par Value Trade Date 11/25/24	-152.64	159.10	6.46
<b>Gm Fin Cons Auto Rec</b> <b>A B S Ser 2022 1 CI A3</b> <b>1.260 11/16/2026</b> <b>GFC1226</b>				
11/18/24	Paid Down 432.76 Par Value Trade Date 11/16/24	-432.72	432.76	0.04



CITY OF MENIFEE  
ACCOUNT NUMBER: 6736302020

Page 38 of 43  
November 1, 2024 to November 30, 2024

### SALE/MATURITY SUMMARY (continued)

	Settlement Date	Description	Tax Cost	Proceeds	Estimated Gain/Loss
<b>Gm Fin Cons Auto Rec Tr</b> <b>A B S Ser 2021 4 CI A 3</b> <b>0.680 09/16/2026</b> <b>GFC0626</b>					
	11/18/24	Paid Down 391.41 Par Value Trade Date 11/16/24	-391.40	391.41	0.01
<b>Honda Auto Rec Ownr Tr</b> <b>A B S Ser 2022 1 CI A 3</b> <b>1.880 05/15/2026</b> <b>HAR1826</b>					
	11/15/24	Paid Down 4,696 Par Value Trade Date 11/15/24	-4,517.14	4,696.00	178.86
<b>Honda Auto Rec Ownr Tr 2021 4</b> <b>A B S Ser 2021 4 CI A3</b> <b>01/21/2026 Var</b> <b>HAR0826</b>					
	11/21/24	Paid Down 389.76 Par Value Trade Date 11/21/24	-389.68	389.76	0.08
<b>Hyundai Auto Rec Tr</b> <b>A B S Ser 2021 C CI A3</b> <b>0.740 05/15/2026</b> <b>HAR0726</b>					
	11/15/24	Paid Down 891.76 Par Value Trade Date 11/15/24	-878.98	891.76	12.78



CITY OF MENIFEE  
ACCOUNT NUMBER: 6736302020

Page 39 of 43  
November 1, 2024 to November 30, 2024

### SALE/MATURITY SUMMARY (continued)

	Settlement Date	Description	Tax Cost	Proceeds	Estimated Gain/Loss
Hyundai Auto Rec Tr A B S Ser 2022 A CI A3 10/15/2026 Var HAR2226	11/15/24	Paid Down 1,231.56 Par Value Trade Date 11/15/24	-1,231.51	1,231.56	0.05
John Deere Own A B S Ser 2021 B CI A 3 03/16/2026 Var JDO0926	11/15/24	Paid Down 567.49 Par Value Trade Date 11/15/24	-567.44	567.49	0.05
John Deere Owner A B S Ser 2022 C CI A 3 5.090 06/15/2027 JDO5027	11/15/24	Paid Down 1,361.5 Par Value Trade Date 11/15/24	-1,361.39	1,361.50	0.11
John Deere Owner Tr A B S Ser 2022 CI A 3 09/15/2026 Var JDO2326	11/15/24	Paid Down 532.45 Par Value Trade Date 11/15/24	-532.33	532.45	0.12



CITY OF MENIFEE  
ACCOUNT NUMBER: 6736302020

Page 40 of 43  
November 1, 2024 to November 30, 2024

### SALE/MATURITY SUMMARY (continued)

	Settlement Date	Description	Tax Cost	Proceeds	Estimated Gain/Loss
<b>John Deere Ownr Tr</b> <b>A B S Ser 2022 B CI A3</b> <b>02/16/2027 Var</b> <b>JDO6827</b>					
	11/15/24	Paid Down 878.43 Par Value Trade Date 11/15/24	-878.35	878.43	0.08
<b>Mercedes Benz Auto</b> <b>A B S Ser 2023 1 CI A3</b> <b>4.510 11/15/2027</b> <b>MBA4527</b>					
	11/15/24	Paid Down 2,014.63 Par Value Trade Date 11/15/24	-2,014.39	2,014.63	0.24
<b>Toyota Auto Rec Own Tr</b> <b>A B S Ser 2021 D CI A 3</b> <b>04/15/2026 Var</b> <b>TAR0726</b>					
	11/15/24	Paid Down 3,082.92 Par Value Trade Date 11/15/24	-2,903.36	3,082.92	179.56
<b>Toyota Auto Rec Own Tr</b> <b>A B S Ser 2022 C CI A 3</b> <b>3.760 04/15/2027</b> <b>TAR3727</b>					
	11/15/24	Paid Down 1,422.11 Par Value Trade Date 11/15/24	-1,398.44	1,422.11	23.67



CITY OF MENIFEE  
ACCOUNT NUMBER: 6736302020

Page 41 of 43  
November 1, 2024 to November 30, 2024

### SALE/MATURITY SUMMARY (continued)

	Settlement Date	Description	Tax Cost	Proceeds	Estimated Gain/Loss
U S Treasury Note 0.500 03/31/2025 912828ZF0					
	11/20/24	Sold 3,000,000 Par Value Trade Date 11/19/24 Sold Through Morgan Stanley & Co. LLC Sold On The Off-Exchange Transactions - Li Swift External Ref#: 8432403133032144 3,000,000 Par Value At 98.61328133 %	-2,990,625.00	2,958,398.44	-32,226.56
<b>Total Taxable Bonds</b>			<b>-\$3,075,384.23</b>	<b>\$3,042,975.21</b>	<b>-\$32,409.02</b>
<b>Total Sales &amp; Maturities</b>			<b>-\$3,075,384.23</b>	<b>\$3,042,975.21</b>	<b>-\$32,409.02</b>

### SALE/MATURITY SUMMARY MESSAGES

Estimated Year-To-Date Short-Term Gain (Loss): \$249.02

Estimated Year-To-Date Long-Term Gain (Loss): (\$1,010,223.68)

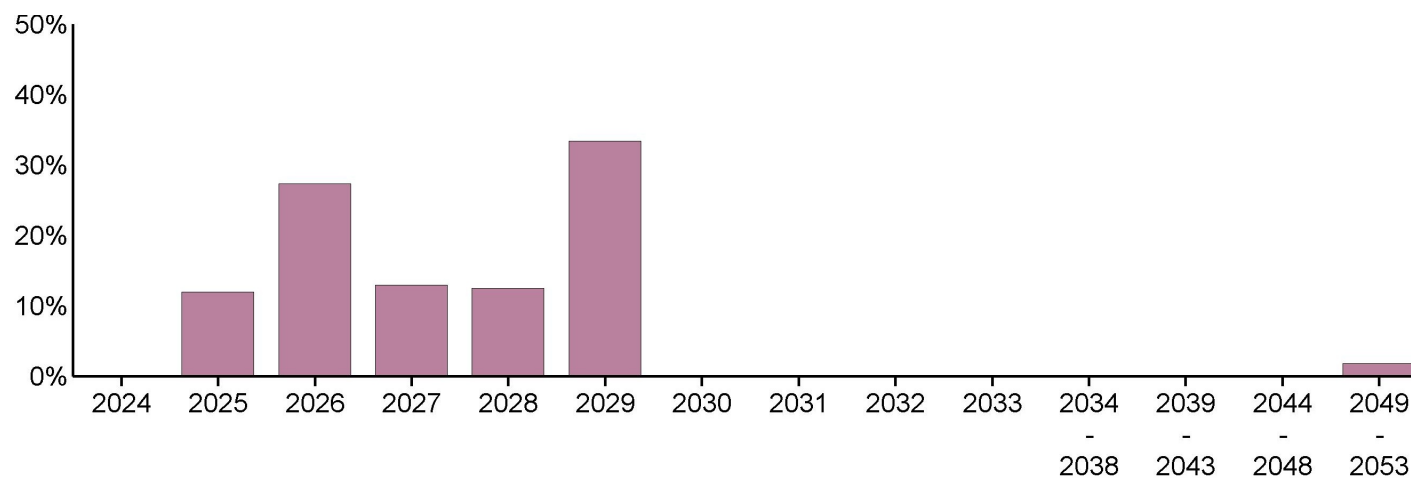
Estimates should not be used for tax purposes



CITY OF MENIFEE  
ACCOUNT NUMBER: 6736302020

Page 42 of 43  
November 1, 2024 to November 30, 2024

### BOND SUMMARY



	Par Value	Market Value	Percentage of Category
<b>MATURITY</b>			
2024	1,214.01	1,209.98	0.00
2025	15,653,530.95	15,403,349.90	11.94
2026	36,622,823.56	35,264,431.19	27.32
2027	16,838,548.47	16,707,593.11	12.94
2028	16,180,000.00	16,166,416.20	12.52
2029	43,255,000.00	43,170,397.95	33.44
2030	0.00	0.00	0.00
2031	0.00	0.00	0.00
2032	0.00	0.00	0.00
2033	0.00	0.00	0.00
2034 - 2038	0.00	0.00	0.00
2039 - 2043	0.00	0.00	0.00
2044 - 2048	0.00	0.00	0.00
2049 - 2053	2,500,000.00	2,383,770.00	1.84
<b>Total of Category</b>	<b>\$131,051,116.99</b>	<b>\$129,097,168.33</b>	<b>100.00</b>



CITY OF MENIFEE  
ACCOUNT NUMBER: 6736302020

Page 43 of 43  
November 1, 2024 to November 30, 2024

### BOND SUMMARY (continued)

	Par Value	Market Value	Percentage of Category
<b>MOODY'S RATING</b>			
Aaa	93,985,915.57	92,265,002.09	71.46
Aa2	55,000.00	52,566.05	0.04
Aa3	1,815,000.00	1,816,924.80	1.41
A1	15,962,000.00	15,837,565.69	12.27
A2	5,770,000.00	5,831,907.45	4.52
A3	7,285,000.00	7,292,323.00	5.65
Baa1	30,000.00	29,310.90	0.02
N/A	6,148,201.42	5,971,568.35	4.63
<b>Total of Category</b>	<b>\$131,051,116.99</b>	<b>\$129,097,168.33</b>	<b>100.00</b>

<b>S&amp;P RATING</b>			
AAA	9,822,104.32	9,665,914.31	7.49
AA+	28,870,000.00	27,748,976.95	21.49
AA	115,000.00	109,796.45	0.09
AA-	700,000.00	706,566.00	0.55
A+	5,155,000.00	5,205,012.25	4.03
A	13,952,000.00	13,910,358.74	10.77
A-	10,995,000.00	10,928,864.45	8.47
N/A	61,442,012.67	60,821,679.18	47.11
<b>Total of Category</b>	<b>\$131,051,116.99</b>	<b>\$129,097,168.33</b>	<b>100.00</b>

### BOND SUMMARY MESSAGES

Data contained within this section excluded Mutual Funds, Exchange Traded Funds, and Closed-Ended Funds.



THIS PAGE WAS INTENTIONALLY LEFT BLANK



## Glossary

**Accretion** - The accumulation of the value of a discounted bond until maturity.

**Adjusted Prior Market Realized Gain/Loss** - The difference between the proceeds and the Prior Market Value of the transaction.

**Adjusted Prior Market Unrealized Gain/Loss** - The difference between the Market Value and the Adjusted Prior Market Value.

**Adjusted Prior Market Value** - A figure calculated using the beginning Market Value for the fiscal year, adjusted for all asset related transactions during the period, employing an average cost methodology.

**Amortization** - The decrease in value of a premium bond until maturity.

**Asset** - Anything owned that has commercial exchange value. Assets may consist of specific property or of claims against others, in contrast to obligations due to others (liabilities).

**Bond Rating** - A measurement of a bond's quality based upon the issuer's financial condition. Ratings are assigned by independent rating services, such as Moody's, or S&P, and reflect their opinion of the issuer's ability to meet the scheduled interest and principal repayments for the bond.

**Cash** - Cash activity that includes both income and principal cash categories.

**Change in Unrealized Gain/Loss** - Also reported as Gain/Loss in Period in the Asset Detail section. This figure shows the market appreciation (depreciation) for the current period.

**Cost Basis (Book Value)** - The original price of an asset, normally the purchase price or appraised value at the time of acquisition. Book Value method maintains an average cost for each asset.

**Cost Basis (Tax Basis)** - The original price of an asset, normally the purchase price or appraised value at the time of acquisition. Tax Basis uses client determined methods such as Last-In-First-Out (LIFO), First-In-First-Out (FIFO), Average, Minimum Gain, and Maximum Gain.

**Ending Accrual** - (Also reported as Accrued Income) Income earned but not yet received, or expenses incurred but not yet paid, as of the end of the reporting period.

**Estimated Annual Income** - The amount of income a particular asset is anticipated to earn over the next year. The shares multiplied by annual income rate.

**Estimated Current Yield** - The annual rate of return on an investment expressed as a percentage. For stocks, yield is calculated by taking the annual dividend payments divided by the stock's current share price. For bonds, yield is calculated by the coupon rate divided by the bond's market price.

**Ex-Dividend Date** - (Also reported as Ex-Date) For stock trades, the person who owns the security on the ex-dividend date will earn the dividend, regardless of who currently owns the stock.

**Income Cash** - A category of cash comprised of ordinary earnings derived from investments, usually dividends and interest.

**Market Value** - The price per unit multiplied by the number of units.

**Maturity Date** - The date on which an obligation or note matures.

**Payable Date** - The date on which a dividend, mutual fund distribution, or interest on a bond will be made.

**Principal Cash** - A category of cash comprised of cash, deposits, cash withdrawals and the cash flows generated from purchases or sales of investments.

**Realized Gain/Loss Calculation** - The Proceeds less the Cost Basis of a transaction.

**Settlement Date** - The date on which a trade settles and cash or securities are credited or debited to the account.

**Trade Date** - The date a trade is legally entered into.

**Unrealized Gain/Loss** - The difference between the Market Value and Cost Basis at the end of the current period.

**Yield on/at Market** - The annual rate of return on an investment expressed as a percentage. For stocks, yield is calculated by the annual dividend payments divided by the stock's current share price. For bonds, yield is calculated by the coupon rate divided by the bond's market price.

The terms defined in this glossary are only for use when reviewing your account statement. Please contact your Relationship Manager with any questions.



020434  
-UC-335

U.S. Bank  
1555 N. Rivercenter Dr.  
Suite 300  
Milwaukee, WI 53212



000016898 06 SP 000638855396157 S

CITY OF MENIFEE  
FINANCE DEPARTMENT  
29844 HAUN ROAD  
MENIFEE, CA 92586

