

**QUESTIONS?**

If you have any questions regarding your account or this statement, please contact your Administrator.

IBRAHIMA KANE  
CN-OH-W5IT  
CN-OH-W5IT  
425 WALNUT STREET  
CINCINNATI OH 45202  
**Phone 513-632-4038**  
**E-mail [ibrahima.kane@usbank.com](mailto:ibrahima.kane@usbank.com)**

**Portfolio Manager:**  
TS CIN RC #6 - MANUAL  
CN-OH-W6TC

**ACCOUNT NUMBER: 001051010931****CITY OF MENIFEE****This statement is for the period from April 1, 2024 to April 30, 2024**

000003240 02 SP 000638706711850 S  
CITY OF MENIFEE  
ATTN: ROCHELLE CLAYTON  
29844 HAUN ROAD  
MENIFEE, CA 92586



THIS PAGE WAS INTENTIONALLY LEFT BLANK



---

**TABLE OF CONTENTS**

---

<b>Schedule</b>	<b>Page</b>
Market Value Summary .....	1
Asset Summary .....	2
Income Summary .....	3
Cash Summary .....	4
Asset Detail .....	5
Transaction Detail .....	8
Bond Summary .....	9



THIS PAGE WAS INTENTIONALLY LEFT BLANK

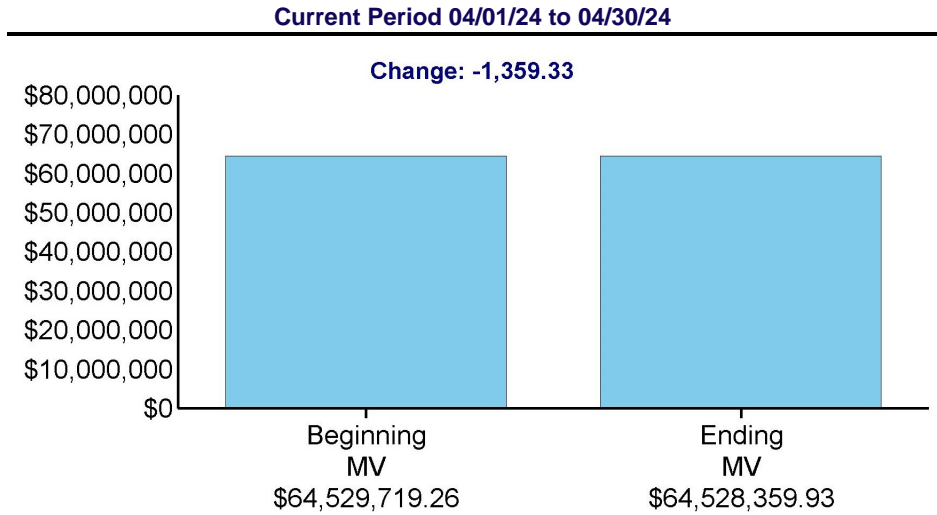


CITY OF MENIFEE  
ACCOUNT NUMBER: 001051010931

Page 1 of 10  
April 1, 2024 to April 30, 2024

### MARKET VALUE SUMMARY

	Current Period 04/01/24 to 04/30/24	Year-to-Date 01/01/24 to 04/30/24
<b>Beginning Market Value</b>	<b>\$64,529,719.26</b>	<b>\$64,196,350.46</b>
Taxable Interest	71,208.42	245,935.52
Fees and Expenses	-537.75	-2,146.05
Change in Investment Value	-72,030.00	88,220.00
<b>Ending Market Value</b>	<b>\$64,528,359.93</b>	<b>\$64,528,359.93</b>

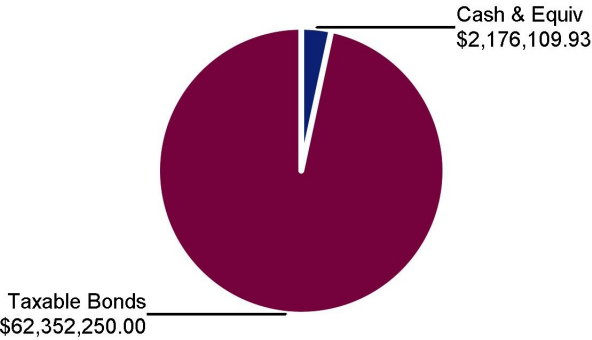




CITY OF MENIFEE  
ACCOUNT NUMBER: 001051010931

ASSET SUMMARY

Assets	Current Period Market Value	% of Total	Estimated Annual Income
Cash & Equivalents	2,176,109.93	3.40	107,271.51
Taxable Bonds	62,352,250.00	96.60	595,250.00
Total Market Value	\$64,528,359.93	100.00	\$702,521.51

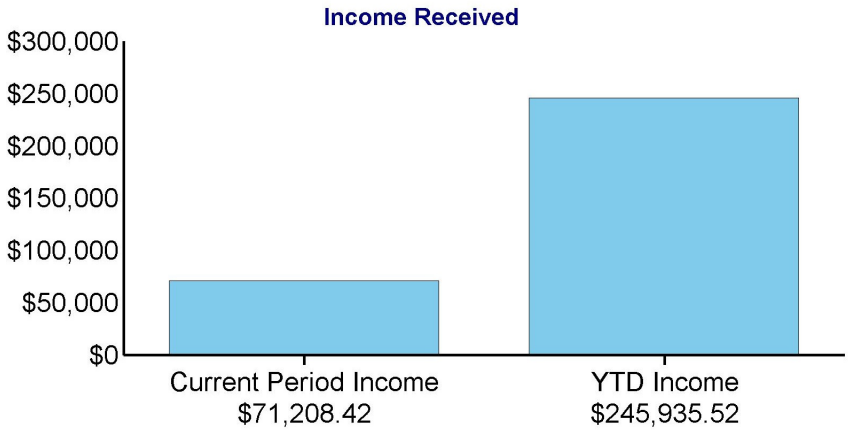




CITY OF MENIFEE  
ACCOUNT NUMBER: 001051010931

INCOME SUMMARY

	Income Received Current Period	Income Received YTD
Taxable Interest	71,208.42	245,935.52
<b>Total Current Period Income</b>	<b>\$71,208.42</b>	<b>\$245,935.52</b>





CITY OF MENIFEE  
ACCOUNT NUMBER: 001051010931

CASH SUMMARY

	Principal Cash	Income Cash	Total Cash
Beginning Cash 04/01/2024	-\$1,602,928.96	\$1,602,928.96	\$0.00
Taxable Interest		71,208.42	71,208.42
Fees and Expenses	-537.75		-537.75
Net Money Market Activity	-70,670.67		-70,670.67
Ending Cash 04/30/2024	-\$1,674,137.38	\$1,674,137.38	\$0.00





CITY OF MENIFEE  
ACCOUNT NUMBER: 001051010931

Page 5 of 10  
April 1, 2024 to April 30, 2024

### ASSET DETAIL

#### Security Description

Shares/Face Amt	Price	Market Value	Tax Cost	Unrealized Gain/Loss	Percent of Total Portfolio	Estimated Annual Income	Estimated Current Yield
-----------------	-------	--------------	----------	----------------------	----------------------------	-------------------------	-------------------------

#### Cash & Equivalents

##### Cash/Money Market

First American Government - 31846V203  
Oblig Fd Cl Y  
#3763

2,176,109.930	1.0000	2,176,109.93	2,176,109.93	0.00	3.4	107,271.51	4.93
---------------	--------	--------------	--------------	------	-----	------------	------

#### Total Cash/Money Market

\$2,176,109.93	\$2,176,109.93	\$0.00	3.4	\$107,271.51
----------------	----------------	--------	-----	--------------

#### Cash

Principal Cash	-1,674,137.38	-1,674,137.38	-2.6
Income Cash	1,674,137.38	1,674,137.38	2.6

Total Cash	\$0.00	\$0.00	\$0.00	0.0	\$0.00
------------	--------	--------	--------	-----	--------

#### Total Cash & Equivalents

\$2,176,109.93	\$2,176,109.93	\$0.00	3.4	\$107,271.51
----------------	----------------	--------	-----	--------------

#### Taxable Bonds

##### US Government Issues

Federal Farm Credit Bks - 3133EMF98  
0.650 06/09/2025

4,000,000.000	95.1550	3,806,200.00	4,000,000.00	-193,800.00	5.9	26,000.00	0.68
---------------	---------	--------------	--------------	-------------	-----	-----------	------

Federal Farm Credit Bks - 3133EML67  
0.800 06/22/2026

5,000,000.000	91.2130	4,560,650.00	4,977,500.00	-416,850.00	7.1	40,000.00	0.88
---------------	---------	--------------	--------------	-------------	-----	-----------	------

Federal Home Loan Bks - 3130AMXJ6  
0.500 09/30/2024

5,000,000.000	97.9740	4,898,700.00	5,000,000.00	-101,300.00	7.6	25,000.00	0.51
---------------	---------	--------------	--------------	-------------	-----	-----------	------



CITY OF MENIFEE  
ACCOUNT NUMBER: 001051010931

Page 6 of 10  
April 1, 2024 to April 30, 2024

### ASSET DETAIL (continued)

#### Security Description

Shares/Face Amt	Price	Market Value	Tax Cost	Unrealized Gain/Loss	Percent of Total Portfolio	Estimated Annual Income	Estimated Current Yield
Federal Home Loan Bks - 3130AMNZ1 0.500 12/16/2024							
3,000,000.000	97.0650	2,911,950.00	3,000,000.00	-88,050.00	4.5	15,000.00	0.51
Federal Home Loan Bks - 3130AMST0 0.625 03/24/2025							
5,000,000.000	95.9390	4,796,950.00	5,000,000.00	-203,050.00	7.4	31,250.00	0.65
Federal Home Loan Bks - 3130AMQ54 0.700 09/16/2025							
4,000,000.000	93.9660	3,758,640.00	4,000,000.00	-241,360.00	5.8	28,000.00	0.74
Federal Home Loan Bks - 3130AMX31 0.750 06/30/2025							
5,000,000.000	95.1630	4,758,150.00	5,000,000.00	-241,850.00	7.4	37,500.00	0.79
Federal Home Loan Bks - 3130AMM33 0.875 07/16/2026							
5,000,000.000	91.2800	4,564,000.00	5,000,000.00	-436,000.00	7.1	43,750.00	0.96
Federal Home Loan Bks - 3130AMT28 1.000 06/30/2026							
5,000,000.000	91.6430	4,582,150.00	5,000,000.00	-417,850.00	7.1	50,000.00	1.09
Federal Home Loan Bks - 3130AMWZ1 1.050 06/30/2026							
5,000,000.000	91.6440	4,582,200.00	5,000,000.00	-417,800.00	7.1	52,500.00	1.15
U S Treasury Note - 912828ZF0 0.500 03/31/2025							
5,000,000.000	95.7920	4,789,600.00	4,984,375.00	-194,775.00	7.4	25,000.00	0.52
U S Treasury Note - 91282CBT7 0.750 03/31/2026							
4,000,000.000	92.2310	3,689,240.00	3,998,750.00	-309,510.00	5.7	30,000.00	0.81
U S Treasury Note - 912828Z52 1.375 01/31/2025							
3,000,000.000	97.1240	2,913,720.00	3,091,875.00	-178,155.00	4.5	41,250.00	1.42



CITY OF MENIFEE  
ACCOUNT NUMBER: 001051010931

Page 7 of 10  
April 1, 2024 to April 30, 2024

### ASSET DETAIL (continued)

#### Security Description

	Shares/Face Amt	Price	Market Value	Tax Cost	Unrealized Gain/Loss	Percent of Total Portfolio	Estimated Annual Income	Estimated Current Yield
U S Treasury Note - 912828YM6 1.500 10/31/2024	3,000,000.000	98.1080	2,943,240.00	3,111,562.50	-168,322.50	4.6	45,000.00	1.53
U S Treasury Note - 912828K74 2.000 08/15/2025	3,000,000.000	96.0700	2,882,100.00	3,175,312.50	-293,212.50	4.5	60,000.00	2.08
U S Treasury Note - 912828M56 2.250 11/15/2025	2,000,000.000	95.7380	1,914,760.00	2,140,625.00	-225,865.00	3.0	45,000.00	2.35
<b>Total US Government Issues</b>			<b>\$62,352,250.00</b>	<b>\$66,480,000.00</b>	<b>-\$4,127,750.00</b>	<b>96.6</b>	<b>\$595,250.00</b>	
<b>Total Taxable Bonds</b>			<b>\$62,352,250.00</b>	<b>\$66,480,000.00</b>	<b>-\$4,127,750.00</b>	<b>96.6</b>	<b>\$595,250.00</b>	
<b>Total Assets</b>			<b>\$64,528,359.93</b>	<b>\$68,656,109.93</b>	<b>-\$4,127,750.00</b>	<b>100.0</b>	<b>\$702,521.51</b>	
<b>Estimated Current Yield</b>								<b>1.08</b>

### ASSET DETAIL MESSAGES

Time of trade execution and trading party (if not disclosed) will be provided upon request.

Publicly traded assets are valued in accordance with market quotations or valuation methodologies from financial industry services believed by us to be reliable. Assets that are not publicly traded may be reflected at values from other external sources. Assets for which a current value is not available may be reflected at a previous value or as not valued, at par value, or at a nominal value. Values shown do not necessarily reflect prices at which assets could be bought or sold. Values are updated based on internal policy and may be updated less frequently than statement generation.

CITY OF MENIFEE  
ACCOUNT NUMBER: 001051010931Page 8 of 10  
April 1, 2024 to April 30, 2024

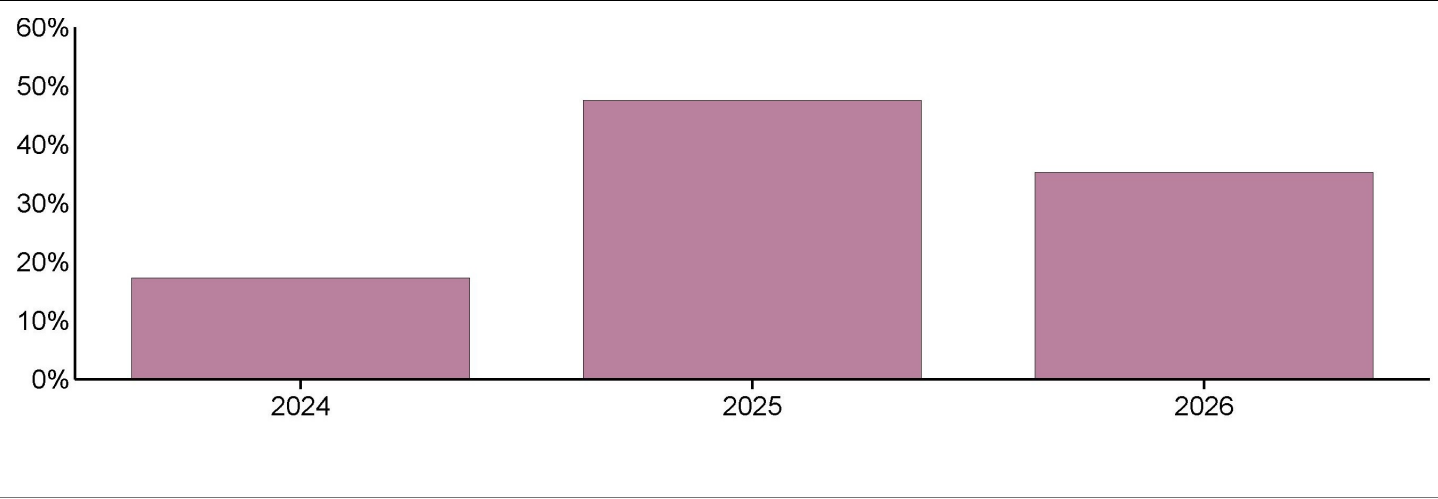
## TRANSACTION DETAIL

Date Posted	Activity	Description	Income Cash	Principal Cash	Tax Cost
<b>Beginning Balance 04/01/2024</b>			<b>\$1,602,928.96</b>	<b>-\$1,602,928.96</b>	<b>\$68,585,439.26</b>
04/01/24	Asset Income	Interest Earned On F H L B Deb 0.500% 9/30/24 0.0025 USD/\$1 Pv On 5,000,000 Par Value Due 3/30/24	12,500.00		
04/01/24	Asset Income	Interest Earned On U S Treasury Nt 0.500% 3/31/25 0.0025 USD/\$1 Pv On 5,000,000 Par Value Due 3/31/24	12,500.00		
04/01/24	Asset Income	Interest Earned On U S Treasury Nt 0.750% 3/31/26 0.00375 USD/\$1 Pv On 4,000,000 Par Value Due 3/31/24	15,000.00		
04/01/24	Asset Income	Interest Earned On First Am Govt Ob Fd Cl Y Interest From 3/1/24 To 3/31/24	8,708.42		
04/25/24	Fee	Trust Fees Collected Charged For Period 03/01/2024 Thru 03/31/2024		-537.75	
04/30/24	Asset Income	Interest Earned On U S Treasury Nt 1.500% 10/31/24 0.0075 USD/\$1 Pv On 3,000,000 Par Value Due 4/30/24	22,500.00		
	Purchase	Combined Purchases For The Period 4/ 1/24 - 4/30/24 Of First Am Govt Ob Fd Cl Y		-71,208.42	71,208.42
	Sale	Combined Sales For The Period 4/ 1/24 - 4/30/24 Of First Am Govt Ob Fd Cl Y		537.75	-537.75
<b>Ending Balance 04/30/2024</b>			<b>\$1,674,137.38</b>	<b>-\$1,674,137.38</b>	<b>\$68,656,109.93</b>



CITY OF MENIFEE  
ACCOUNT NUMBER: 001051010931

BOND SUMMARY



	Par Value	Market Value	Percentage of Category
MATURITY			
2024	11,000,000.00	10,753,890.00	17.25
2025	31,000,000.00	29,620,120.00	47.51
2026	24,000,000.00	21,978,240.00	35.24
Total of Category	\$66,000,000.00	\$62,352,250.00	100.00

MOODY'S RATING			
Aaa	66,000,000.00	62,352,250.00	100.00
Total of Category	\$66,000,000.00	\$62,352,250.00	100.00

S&P RATING			
AA+	46,000,000.00	43,219,590.00	69.32



CITY OF MENIFEE  
ACCOUNT NUMBER: 001051010931

**BOND SUMMARY (continued)**

	Par Value	Market Value	Percentage of Category
N/A	20,000,000.00	19,132,660.00	30.68
Total of Category	\$66,000,000.00	\$62,352,250.00	100.00

**BOND SUMMARY MESSAGES**

Data contained within this section excluded Mutual Funds, Exchange Traded Funds, and Closed-Ended Funds.

## Glossary

**Accretion** - The accumulation of the value of a discounted bond until maturity.

**Adjusted Prior Market Realized Gain/Loss** - The difference between the proceeds and the Prior Market Value of the transaction.

**Adjusted Prior Market Unrealized Gain/Loss** - The difference between the Market Value and the Adjusted Prior Market Value.

**Adjusted Prior Market Value** - A figure calculated using the beginning Market Value for the fiscal year, adjusted for all asset related transactions during the period, employing an average cost methodology.

**Amortization** - The decrease in value of a premium bond until maturity.

**Asset** - Anything owned that has commercial exchange value. Assets may consist of specific property or of claims against others, in contrast to obligations due to others (liabilities).

**Bond Rating** - A measurement of a bond's quality based upon the issuer's financial condition. Ratings are assigned by independent rating services, such as Moody's, or S&P, and reflect their opinion of the issuer's ability to meet the scheduled interest and principal repayments for the bond.

**Cash** - Cash activity that includes both income and principal cash categories.

**Change in Unrealized Gain/Loss** - Also reported as Gain/Loss in Period in the Asset Detail section. This figure shows the market appreciation (depreciation) for the current period.

**Cost Basis (Book Value)** - The original price of an asset, normally the purchase price or appraised value at the time of acquisition. Book Value method maintains an average cost for each asset.

**Cost Basis (Tax Basis)** - The original price of an asset, normally the purchase price or appraised value at the time of acquisition. Tax Basis uses client determined methods such as Last-In-First-Out (LIFO), First-In-First-Out (FIFO), Average, Minimum Gain, and Maximum Gain.

**Ending Accrual** - (Also reported as Accrued Income) Income earned but not yet received, or expenses incurred but not yet paid, as of the end of the reporting period.

**Estimated Annual Income** - The amount of income a particular asset is anticipated to earn over the next year. The shares multiplied by annual income rate.

**Estimated Current Yield** - The annual rate of return on an investment expressed as a percentage. For stocks, yield is calculated by taking the annual dividend payments divided by the stock's current share price. For bonds, yield is calculated by the coupon rate divided by the bond's market price.

**Ex-Dividend Date** - (Also reported as Ex-Date) For stock trades, the person who owns the security on the ex-dividend date will earn the dividend, regardless of who currently owns the stock.

**Income Cash** - A category of cash comprised of ordinary earnings derived from investments, usually dividends and interest.

**Market Value** - The price per unit multiplied by the number of units.

**Maturity Date** - The date on which an obligation or note matures.

**Payable Date** - The date on which a dividend, mutual fund distribution, or interest on a bond will be made.

**Principal Cash** - A category of cash comprised of cash, deposits, cash withdrawals and the cash flows generated from purchases or sales of investments.

**Realized Gain/Loss Calculation** - The Proceeds less the Cost Basis of a transaction.

**Settlement Date** - The date on which a trade settles and cash or securities are credited or debited to the account.

**Trade Date** - The date a trade is legally entered into.

**Unrealized Gain/Loss** - The difference between the Market Value and Cost Basis at the end of the current period.

**Yield on/at Market** - The annual rate of return on an investment expressed as a percentage. For stocks, yield is calculated by the annual dividend payments divided by the stock's current share price. For bonds, yield is calculated by the coupon rate divided by the bond's market price.

The terms defined in this glossary are only for use when reviewing your account statement. Please contact your Relationship Manager with any questions.



006891  
-UC-122

U.S. Bank  
1555 N. Rivercenter Dr.  
Suite 300  
Milwaukee, WI 53212

|||||  
000003240 02 SP 000638706711850 S

CITY OF MENIFEE  
ATTN: ROCHELLE CLAYTON  
29844 HAUN ROAD  
MENIFEE, CA 92586

