

**QUESTIONS?**

If you have any questions regarding your account or this statement, please contact your Administrator.

KATHERINE ARTISHON
EP-MN-WS4E
60 LIVINGSTON AVE.
ST PAUL MN 55107
E-mail katherine.artishon@usbank.com

Portfolio Manager:
TS PRT RC #1 - AUTO
CN-OH-W6TC

ACCOUNT NUMBER: 6736302020**CITY OF MENIFEE****This statement is for the period from July 1, 2024 to July 31, 2024**

000017032 06 SP 000638767476252 S
CITY OF MENIFEE
FINANCE DEPARTMENT
29844 HAUN ROAD
MENIFEE, CA 92586



THIS PAGE WAS INTENTIONALLY LEFT BLANK



TABLE OF CONTENTS

Schedule	Page
Market Value Summary	1
Asset Summary	2
Income Summary	3
Cash Summary	4
Asset Detail	5
Transaction Detail	28
Sale/Maturity Summary	39
Bond Summary	45



THIS PAGE WAS INTENTIONALLY LEFT BLANK

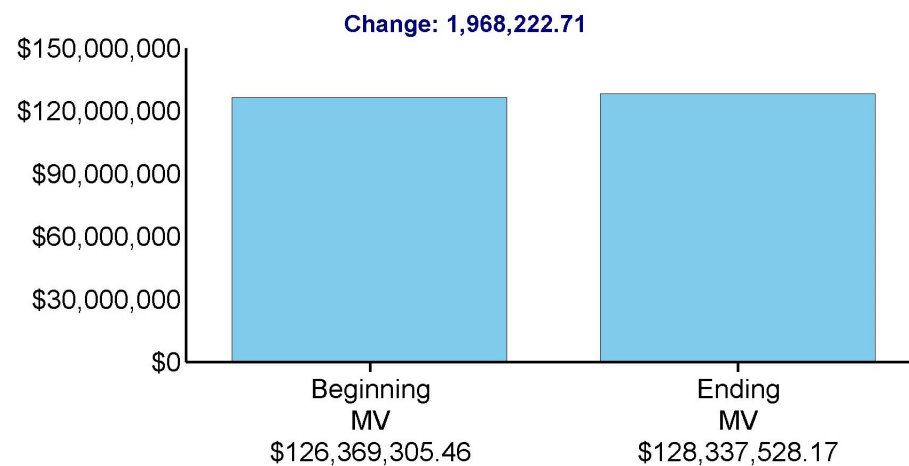


CITY OF MENIFEE
ACCOUNT NUMBER: 6736302020

Page 1 of 46
July 1, 2024 to July 31, 2024

MARKET VALUE SUMMARY

	Current Period 07/01/24 to 07/31/24
Beginning Market Value	\$126,369,305.46
Taxable Interest	491,616.94
Long Term Gains/Losses	-144,559.08
Short Term Gains/Losses	1.45
Change in Investment Value	1,621,163.40
Ending Market Value	\$128,337,528.17



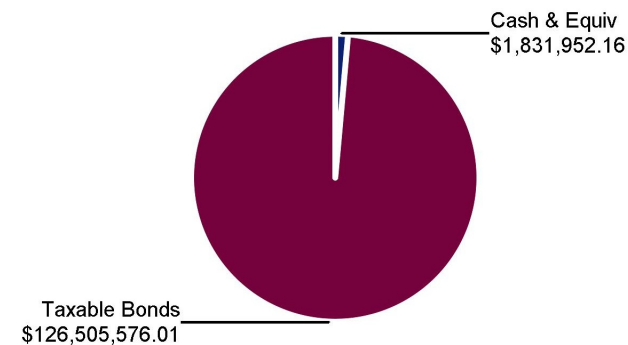


CITY OF MENIFEE
ACCOUNT NUMBER: 6736302020

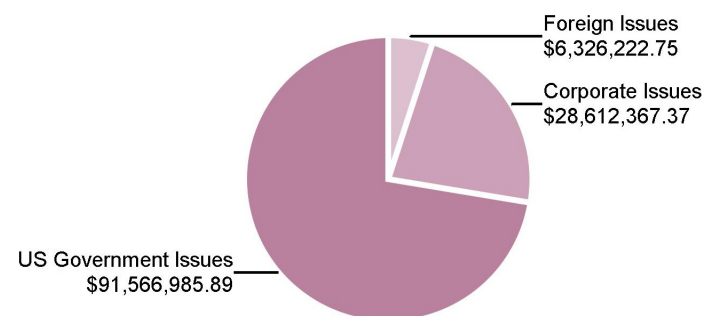
Page 2 of 46
July 1, 2024 to July 31, 2024

ASSET SUMMARY

Assets	Current Period Market Value	% of Total	Estimated Annual Income
Cash & Equivalents	1,831,952.16	1.40	94,982.18
Taxable Bonds	126,505,576.01	98.60	3,917,378.09
Total Market Value	\$128,337,528.17	100.00	\$4,012,360.27



Fixed Income Summary





CITY OF MENIFEE
ACCOUNT NUMBER: 6736302020

Page 3 of 46
July 1, 2024 to July 31, 2024

INCOME SUMMARY

	Income Received Current Period
Taxable Interest	491,616.94
Total Current Period Income	\$491,616.94



CITY OF MENIFEE
ACCOUNT NUMBER: 6736302020

Page 4 of 46
July 1, 2024 to July 31, 2024

CASH SUMMARY

	Cash
Beginning Cash 07/01/2024	\$0.00
Taxable Interest	491,616.94
Purchases	-3,498,266.63
Sales	3,968,469.93
Net Money Market Activity	-961,820.24
Ending Cash 07/31/2024	\$0.00

CITY OF MENIFEE
ACCOUNT NUMBER: 6736302020Page 5 of 46
July 1, 2024 to July 31, 2024

ASSET DETAIL

Security Description

Shares/Face Amt	Price	Market Value	Tax Cost	Unrealized Gain/Loss	Percent of Total Portfolio	Estimated Annual Income	Estimated Current Yield
Cash & Equivalents							
Cash/Money Market							
Federated Hermes Govt Obligs Is - 60934N104 #5							
1,831,952.160	1.0000	1,831,952.16	1,831,952.16	0.00	1.4	94,982.18	5.18
Total Cash/Money Market		\$1,831,952.16	\$1,831,952.16	\$0.00	1.4	\$94,982.18	
Total Cash & Equivalents							
		\$1,831,952.16	\$1,831,952.16	\$0.00	1.4	\$94,982.18	

Taxable Bonds

US Government Issues

F H L B Gtd R E M I C Pass Thru - 3137BFE98
C M O Ser K041 Cl A2
3.171 10/25/2024

32,592.770	99.4030	32,398.19	35,060.13	-2,661.94	0.0	1,033.52	3.19
------------	---------	-----------	-----------	-----------	-----	----------	------

F H L M C - 3137EAEP0
1.500 02/12/2025

80,000.000	98.1410	78,512.80	79,938.40	-1,425.60	0.1	1,200.00	1.53
------------	---------	-----------	-----------	-----------	-----	----------	------

F H L M C M T N - 3137EAEU9
0.375 07/21/2025

80,000.000	95.8370	76,669.60	79,736.00	-3,066.40	0.1	300.00	0.39
------------	---------	-----------	-----------	-----------	-----	--------	------

F H L M C M T N - 3137EAEX3
0.375 09/23/2025

75,000.000	95.2670	71,450.25	74,777.85	-3,327.60	0.1	281.25	0.39
------------	---------	-----------	-----------	-----------	-----	--------	------

F H L M C Multiclass Mtg Partn - 3137H4BY5
C M O Ser K 746 Cl A 2
1.985 09/25/2028

135,000.000	91.1320	123,028.20	116,263.48	6,764.72	0.1	2,741.85	2.23
-------------	---------	------------	------------	----------	-----	----------	------



CITY OF MENIFEE
ACCOUNT NUMBER: 6736302020

Page 6 of 46
July 1, 2024 to July 31, 2024

ASSET DETAIL (continued)

Security Description

Shares/Face Amt	Price	Market Value	Tax Cost	Unrealized Gain/Loss	Percent of Total Portfolio	Estimated Annual Income	Estimated Current Yield
F H L M C Multiclass Mtg Partn - 3137BEVH4 C M O Ser K040 CI A2 3.241 09/25/2024							
8,082.270	99.5300	8,044.28	8,509.12	-464.84	0.0	261.95	3.26
F H L M C Multiclass Mtg Partn - 3137BFXT3 C M O Ser K042 CI A2 2.670 12/25/2024							
14,014.160	99.0150	13,876.12	14,145.55	-269.43	0.0	374.18	2.70
F H L M C Multiclass Mtg Partn - 3137BKRJ1 C M O Ser K047 CI A2 3.329 05/25/2025							
34,763.590	98.5390	34,255.69	35,730.46	-1,474.77	0.0	1,157.28	3.38
F H L M C Multiclass Mtg Partn - 3137BLAC2 C M O Ser K048 CI A2 06/25/2025 Var							
60,000.000	98.4340	59,060.40	63,807.81	-4,747.41	0.0	1,970.40	3.34
F H L M C Multiclass Mtg Partn - 3137BLW95 C M O Ser K050 CI A2 08/25/2025 Var							
25,000.000	98.2030	24,550.75	26,792.97	-2,242.22	0.0	833.50	3.39
F H L M C Multiclass Mtg Partn - 3137BN6G4 C M O Ser K053 CI A2 2.995 12/25/2025							
125,000.000	97.5360	121,920.00	121,166.99	753.01	0.1	3,743.75	3.07
F H L M C Multiclass Mtg Partn - 3137BNGT5 C M O Ser K054 CI A2 2.745 01/25/2026							
70,000.000	97.0890	67,962.30	67,000.39	961.91	0.1	1,921.50	2.83
F H L M C Multiclass Mtg Partn - 3137BQYS0 C M O Ser K056 CI A2 2.525 05/25/2026							
120,000.000	96.3540	115,624.80	116,042.97	-418.17	0.1	3,030.00	2.62



CITY OF MENIFEE
ACCOUNT NUMBER: 6736302020

Page 7 of 46
July 1, 2024 to July 31, 2024

ASSET DETAIL (continued)

Security Description	Shares/Face Amt	Price	Market Value	Tax Cost	Unrealized Gain/Loss	Percent of Total Portfolio	Estimated Annual Income	Estimated Current Yield
F H L M C Multiclass Mtg Partn - 3137BSP72 C M O Ser K058 CI A2 2.653 08/25/2026	125,000.000	96.2390	120,298.75	118,955.08	1,343.67	0.1	3,316.25	2.76
F H L M C Multiclass Mtg Partn - 3137BUX60 C M O Ser K062 CI A2 3.413 12/25/2026	70,000.000	97.3910	68,173.70	67,716.80	456.90	0.1	2,389.10	3.50
F H L M C Multiclass Mtg Partn - 3137BVZ82 C M O Ser K063 CI A2 01/25/2027 Var	70,000.000	97.4080	68,185.60	67,711.33	474.27	0.1	2,401.00	3.52
F H L M C Multiclass Mtg Partn - 3137FBU79 C M O Ser K069 CI A2 3.187 09/25/2027	99,964.370	96.3910	96,356.66	95,907.23	449.43	0.1	3,185.86	3.31
F H L M C Multiclass Mtg Partn - 3137FCJK1 C M O Ser K070 CI A2 11/25/2027 Var	30,000.000	96.5290	28,958.70	28,566.80	391.90	0.0	990.90	3.42
F H L M C Multiclass Mtg Partn - 3137FJEH8 C M O Ser K081 CI A2 08/25/2028 Var	1,500,000.000	98.0980	1,471,470.00	1,436,718.75	34,751.25	1.1	58,500.00	3.98
F H L M C Multiclass Mtg Partn - 3137FLMV3 C M O Ser K090 CI A2 3.422 02/25/2052	1,500,000.000	96.1370	1,442,055.00	1,405,195.31	36,859.69	1.1	51,330.01	3.56
F H L M C Multiclass Mtg Partn - 3137FBTA4 C M O Ser K728 CI A2 08/25/2024 Var	9,100.650	99.6220	9,066.25	9,259.92	-193.67	0.0	278.84	3.08

CITY OF MENIFEE
ACCOUNT NUMBER: 6736302020Page 8 of 46
July 1, 2024 to July 31, 2024**ASSET DETAIL (continued)****Security Description**

	Shares/Face Amt	Price	Market Value	Tax Cost	Unrealized Gain/Loss	Percent of Total Portfolio	Estimated Annual Income	Estimated Current Yield
F H L M C Multiclass Mtg Partn - 3137FQXJ7 C M O Ser K737 CI A2 2.525 10/25/2026	125,000.000	95.9950	119,993.75	117,695.31	2,298.44	0.1	3,156.25	2.63
F N M A - 3135G05X7 0.375 08/25/2025	75,000.000	95.5470	71,660.25	74,807.25	-3,147.00	0.1	281.25	0.39
F N M A - 3135G04Z3 0.500 06/17/2025	70,000.000	96.3290	67,430.30	69,954.40	-2,524.10	0.1	350.00	0.52
F N M A - 3135G06G3 0.500 11/07/2025	65,000.000	94.9990	61,749.35	64,767.30	-3,017.95	0.0	325.00	0.53
F N M A - 3135G0X24 1.625 01/07/2025	65,000.000	98.4910	64,019.15	66,319.45	-2,300.30	0.0	1,056.25	1.65
F N M A - 3135G0W66 1.625 10/15/2024	70,000.000	99.2770	69,493.90	69,880.30	-386.40	0.1	1,137.50	1.64
F N M A Deb - 3135G03U5 0.625 04/22/2025	65,000.000	96.9390	63,010.35	64,866.10	-1,855.75	0.0	406.25	0.64
Federal Farm Credit Bks - 3133EML67 0.800 06/22/2026	5,000,000.000	93.3710	4,668,550.00	4,977,500.00	-308,950.00	3.6	40,000.00	0.86
Federal Farm Credit Bks - 3133ENPG9 1.750 02/14/2025	220,000.000	98.3460	216,361.20	209,231.00	7,130.20	0.2	3,850.00	1.78
Federal Farm Credit Bks - 3133EN7J3 3.875 02/02/2026	210,000.000	99.1420	208,198.20	209,202.00	-1,003.80	0.2	8,137.50	3.91



CITY OF MENIFEE
ACCOUNT NUMBER: 6736302020

Page 9 of 46
July 1, 2024 to July 31, 2024

ASSET DETAIL (continued)

Security Description

	Shares/Face Amt	Price	Market Value	Tax Cost	Unrealized Gain/Loss	Percent of Total Portfolio	Estimated Annual Income	Estimated Current Yield
Federal Farm Credit Bks - 3133EPGW9 3.875 04/25/2028	150,000.000	99.4370	149,155.50	150,753.00	-1,597.50	0.1	5,812.50	3.90
Federal Farm Credit Bks - 3133EPSK2 4.250 08/07/2028	75,000.000	100.6510	75,488.25	74,100.00	1,388.25	0.1	3,187.50	4.22
Federal Farm Credit Bks - 3133EPN50 4.250 12/15/2028	270,000.000	100.9950	272,686.50	272,999.70	-313.20	0.2	11,475.00	4.21
Federal Farm Credit Bks - 3133ERAK7 4.375 04/10/2029	700,000.000	101.6970	711,879.00	689,017.00	22,862.00	0.6	30,625.00	4.30
Federal Farm Credit Bks - 3133EP6K6 4.500 03/26/2027	700,000.000	100.7790	705,453.00	693,700.00	11,753.00	0.5	31,500.00	4.46
Federal Farm Credit Bks - 3133EPWK7 4.500 09/22/2028	95,000.000	101.7880	96,698.60	93,915.10	2,783.50	0.1	4,275.00	4.42
Federal Farm Credit Bks - 3133ERDH1 4.750 04/30/2029	700,000.000	103.2300	722,610.00	706,132.00	16,478.00	0.6	33,250.00	4.60
Federal Home Loan Bks - 3130AMQ54 0.700 09/16/2025	4,000,000.000	95.7950	3,831,800.00	4,000,000.00	-168,200.00	3.0	28,000.00	0.73
Federal Home Loan Bks - 3130AMM33 0.875 07/16/2026	5,000,000.000	93.6210	4,681,050.00	5,000,000.00	-318,950.00	3.6	43,750.00	0.93
Federal Home Loan Bks - 3130AMT28 1.000 06/30/2026	5,000,000.000	93.7360	4,686,800.00	5,000,000.00	-313,200.00	3.7	50,000.00	1.07



CITY OF MENIFEE
ACCOUNT NUMBER: 6736302020

Page 10 of 46
July 1, 2024 to July 31, 2024

ASSET DETAIL (continued)

Security Description

Shares/Face Amt	Price	Market Value	Tax Cost	Unrealized Gain/Loss	Percent of Total Portfolio	Estimated Annual Income	Estimated Current Yield
Federal Home Loan Bks - 3130AMWZ1 1.050 06/30/2026							
5,000,000.000	93.8260	4,691,300.00	5,000,000.00	-308,700.00	3.7	52,500.00	1.12
Federal Home Loan Bks - 3130A4CH3 2.375 03/14/2025							
35,000.000	98.4220	34,447.70	37,003.05	-2,555.35	0.0	831.25	2.41
Federal Home Loan Bks - 3130ATUS4 4.250 12/10/2027							
200,000.000	100.3260	200,652.00	204,274.00	-3,622.00	0.2	8,500.00	4.24
Federal Home Loan Bks - 3130AWTR1 4.375 09/08/2028							
225,000.000	101.2990	227,922.75	223,860.00	4,062.75	0.2	9,843.75	4.32
Federal Home Loan Bks - 3130AVBD3 4.500 03/09/2029							
700,000.000	102.1860	715,302.00	693,525.00	21,777.00	0.6	31,500.00	4.40
Federal Home Loan Bks - 3130ATS57 4.500 03/10/2028							
190,000.000	101.4730	192,798.70	196,165.50	-3,366.80	0.2	8,550.00	4.43
Federal Home Loan Bks - 3130ATUR6 4.625 12/13/2024							
210,000.000	99.7780	209,533.80	210,808.50	-1,274.70	0.2	9,712.50	4.63
U S Treasury Bond - 912810FG8 5.250 02/15/2029							
1,550,000.000	105.7150	1,638,582.50	1,603,873.05	34,709.45	1.3	81,375.00	4.97
U S Treasury Note - 91282CAM3 0.250 09/30/2025							
70,000.000	95.0630	66,544.10	68,476.95	-1,932.85	0.1	175.00	0.26
U S Treasury Note - 91282CAT8 0.250 10/31/2025							
75,000.000	94.7810	71,085.75	73,986.33	-2,900.58	0.1	187.50	0.26



CITY OF MENIFEE
ACCOUNT NUMBER: 6736302020

Page 11 of 46
July 1, 2024 to July 31, 2024

ASSET DETAIL (continued)

Security Description

Shares/Face Amt	Price	Market Value	Tax Cost	Unrealized Gain/Loss	Percent of Total Portfolio	Estimated Annual Income	Estimated Current Yield
U S Treasury Note - 91282CAZ4 0.375 11/30/2025							
70,000.000	94.6450	66,251.50	68,744.92	-2,493.42	0.1	262.50	0.40
U S Treasury Note - 912828ZF0 0.500 03/31/2025							
5,000,000.000	97.1300	4,856,500.00	4,984,375.00	-127,875.00	3.8	25,000.00	0.51
U S Treasury Note - 91282CBT7 0.750 03/31/2026							
4,000,000.000	94.1800	3,767,200.00	3,998,750.00	-231,550.00	2.9	30,000.00	0.80
U S Treasury Note - 91282CCZ2 0.875 09/30/2026							
120,000.000	93.1800	111,816.00	118,806.25	-6,990.25	0.1	1,050.00	0.94
U S Treasury Note - 912828Z52 1.375 01/31/2025							
3,000,000.000	98.1970	2,945,910.00	3,091,875.00	-145,965.00	2.3	41,250.00	1.40
U S Treasury Note - 912828YM6 1.500 10/31/2024							
3,000,000.000	99.0590	2,971,770.00	3,111,562.50	-139,792.50	2.3	45,000.00	1.51
U S Treasury Note - 912828YQ7 1.625 10/31/2026							
200,000.000	94.5040	189,008.00	184,765.63	4,242.37	0.1	3,250.00	1.72
U S Treasury Note - 912828K74 2.000 08/15/2025							
3,000,000.000	97.2990	2,918,970.00	3,175,312.50	-256,342.50	2.3	60,000.00	2.06
U S Treasury Note - 912828U24 2.000 11/15/2026							
870,000.000	95.2810	828,944.70	812,147.27	16,797.43	0.6	17,400.00	2.10
U S Treasury Note - 912828V98 2.250 02/15/2027							
800,000.000	95.4960	763,968.00	748,375.00	15,593.00	0.6	18,000.00	2.36



CITY OF MENIFEE
ACCOUNT NUMBER: 6736302020

Page 12 of 46
July 1, 2024 to July 31, 2024

ASSET DETAIL (continued)

Security Description

Shares/Face Amt	Price	Market Value	Tax Cost	Unrealized Gain/Loss	Percent of Total Portfolio	Estimated Annual Income	Estimated Current Yield
U S Treasury Note - 912828M56 2.250 11/15/2025							
2,000,000.000	97.1250	1,942,500.00	2,140,625.00	-198,125.00	1.5	45,000.00	2.32
U S Treasury Note - 9128286F2 2.500 02/28/2026							
800,000.000	97.0510	776,408.00	765,630.86	10,777.14	0.6	20,000.00	2.58
U S Treasury Note - 9128286A3 2.625 01/31/2026							
800,000.000	97.3400	778,720.00	767,375.00	11,345.00	0.6	21,000.00	2.70
U S Treasury Note - 912828XZ8 2.750 06/30/2025							
800,000.000	98.2060	785,648.00	778,218.75	7,429.25	0.6	22,000.00	2.80
U S Treasury Note - 91282CFB2 2.750 07/31/2027							
815,000.000	96.3010	784,853.15	765,901.95	18,951.20	0.6	22,412.50	2.86
U S Treasury Note - 9128284R8 2.875 05/31/2025							
800,000.000	98.3940	787,152.00	780,218.75	6,933.25	0.6	23,000.00	2.92
U S Treasury Note - 91282CFH9 3.125 08/31/2027							
1,630,000.000	97.3130	1,586,201.90	1,560,182.82	26,019.08	1.2	50,937.50	3.21
U S Treasury Note - 9128285M8 3.125 11/15/2028							
150,000.000	96.6680	145,002.00	143,970.70	1,031.30	0.1	4,687.50	3.23
U S Treasury Note - 91282CEW7 3.250 06/30/2027							
815,000.000	97.7890	796,980.35	786,333.79	10,646.56	0.6	26,487.50	3.32
U S Treasury Note - 91282CEV9 3.250 06/30/2029							
1,500,000.000	96.8980	1,453,470.00	1,443,515.63	9,954.37	1.1	48,750.00	3.35



CITY OF MENIFEE
ACCOUNT NUMBER: 6736302020

Page 13 of 46
July 1, 2024 to July 31, 2024

ASSET DETAIL (continued)

Security Description

	Shares/Face Amt	Price	Market Value	Tax Cost	Unrealized Gain/Loss	Percent of Total Portfolio	Estimated Annual Income	Estimated Current Yield
U S Treasury Note - 91282CHA2 3.500 04/30/2028	815,000.000	98.2810	800,990.15	784,646.88	16,343.27	0.6	28,525.00	3.56
U S Treasury Note - 91282CHB0 3.625 05/15/2026	800,000.000	98.7580	790,064.00	780,187.50	9,876.50	0.6	29,000.00	3.67
U S Treasury Note - 91282CHE4 3.625 05/31/2028	815,000.000	98.7190	804,559.85	787,623.25	16,936.60	0.6	29,543.75	3.67
U S Treasury Note - 91282CJR3 3.750 12/31/2028	890,000.000	99.1680	882,595.20	858,566.41	24,028.79	0.7	33,375.00	3.78
U S Treasury Note - 91282CGC9 3.875 12/31/2027	850,000.000	99.5510	846,183.50	824,931.64	21,251.86	0.7	32,937.50	3.89
U S Treasury Note - 91282CJT9 4.000 01/15/2027	800,000.000	99.6130	796,904.00	782,968.75	13,935.25	0.6	32,000.00	4.02
U S Treasury Note - 91282CJW2 4.000 01/31/2029	825,000.000	100.2070	826,707.75	802,336.91	24,370.84	0.6	33,000.00	3.99
U S Treasury Note - 91282CGA3 4.000 12/15/2025	820,000.000	99.3010	814,268.20	810,386.72	3,881.48	0.6	32,800.00	4.03
U S Treasury Note - 91282CKG5 4.125 03/31/2029	1,600,000.000	100.7580	1,612,128.00	1,574,437.50	37,690.50	1.3	66,000.00	4.09
U S Treasury Note - 91282CHH7 4.125 06/15/2026	800,000.000	99.6600	797,280.00	786,781.25	10,498.75	0.6	33,000.00	4.14

CITY OF MENIFEE
ACCOUNT NUMBER: 6736302020Page 14 of 46
July 1, 2024 to July 31, 2024**ASSET DETAIL (continued)****Security Description**

	Shares/Face Amt	Price	Market Value	Tax Cost	Unrealized Gain/Loss	Percent of Total Portfolio	Estimated Annual Income	Estimated Current Yield
U S Treasury Note - 91282CHQ7 4.125 07/31/2028	790,000.000	100.5200	794,108.00	773,639.07	20,468.93	0.6	32,587.50	4.10
U S Treasury Note - 91282CFM8 4.125 09/30/2027	800,000.000	100.2620	802,096.00	790,265.63	11,830.37	0.6	33,000.00	4.11
U S Treasury Note - 91282CFU0 4.125 10/31/2027	1,650,000.000	100.2660	1,654,389.00	1,630,343.75	24,045.25	1.3	68,062.50	4.11
U S Treasury Note - 91282CJV4 4.250 01/31/2026	800,000.000	99.6760	797,408.00	789,312.50	8,095.50	0.6	34,000.00	4.26
U S Treasury Note - 91282CKD2 4.250 02/28/2029	850,000.000	101.3090	861,126.50	838,150.40	22,976.10	0.7	36,125.00	4.19
U S Treasury Note - 91282CFP1 4.250 10/15/2025	850,000.000	99.5820	846,447.00	839,707.03	6,739.97	0.7	36,125.00	4.27
U S Treasury Note - 91282CJS1 4.250 12/31/2025	850,000.000	99.6290	846,846.50	838,876.95	7,969.55	0.7	36,125.00	4.27
U S Treasury Note - 91282CHU8 4.375 08/15/2026	800,000.000	100.1950	801,560.00	791,375.00	10,185.00	0.6	35,000.00	4.37
U S Treasury Note - 91282CHX2 4.375 08/31/2028	800,000.000	101.4920	811,936.00	791,476.57	20,459.43	0.6	35,000.00	4.31
U S Treasury Note - 91282CJN2 4.375 11/30/2028	850,000.000	101.6560	864,076.00	839,308.59	24,767.41	0.7	37,187.50	4.30



CITY OF MENIFEE
ACCOUNT NUMBER: 6736302020

Page 15 of 46
July 1, 2024 to July 31, 2024

ASSET DETAIL (continued)

Security Description

Shares/Face Amt	Price	Market Value	Tax Cost	Unrealized Gain/Loss	Percent of Total Portfolio	Estimated Annual Income	Estimated Current Yield
U S Treasury Note - 91282CJP7 4.375 12/15/2026							
800,000.000	100.4300	803,440.00	790,250.00	13,190.00	0.6	35,000.00	4.36
U S Treasury Note - 91282CKH3 4.500 03/31/2026							
850,000.000	100.1450	851,232.50	842,828.13	8,404.37	0.7	38,250.00	4.49
U S Treasury Note - 91282CKJ9 4.500 04/15/2027							
800,000.000	100.9690	807,752.00	793,125.00	14,627.00	0.6	36,000.00	4.46
U S Treasury Note - 91282CKT7 4.500 05/31/2029							
1,600,000.000	102.4840	1,639,744.00	1,614,812.50	24,931.50	1.3	72,000.00	4.39
U S Treasury Note - 91282CHM6 4.500 07/15/2026							
850,000.000	100.3910	853,323.50	842,164.06	11,159.44	0.7	38,250.00	4.48
U S Treasury Note - 91282CKB6 4.625 02/28/2026							
800,000.000	100.2580	802,064.00	794,500.00	7,564.00	0.6	37,000.00	4.61
U S Treasury Note - 91282CKP5 4.625 04/30/2029							
1,600,000.000	102.9380	1,647,008.00	1,609,593.75	37,414.25	1.3	74,000.00	4.49
U S Treasury Note - 91282CKV2 4.625 06/15/2027							
1,500,000.000	101.5000	1,522,500.00	1,505,683.59	16,816.41	1.2	69,375.00	4.56
U S Treasury Note - 91282CHN4 4.750 07/31/2025							
800,000.000	100.0180	800,144.00	796,187.50	3,956.50	0.6	38,000.00	4.75



CITY OF MENIFEE
ACCOUNT NUMBER: 6736302020

Page 16 of 46
July 1, 2024 to July 31, 2024

ASSET DETAIL (continued)

Security Description

Shares/Face Amt	Price	Market Value	Tax Cost	Unrealized Gain/Loss	Percent of Total Portfolio	Estimated Annual Income	Estimated Current Yield
U S Treasury Note - 91282CKK6 4.875 04/30/2026							
800,000.000	100.8320	806,656.00	799,125.00	7,531.00	0.6	39,000.00	4.83

Total US Government Issues

\$91,566,985.89 \$93,316,094.78 -\$1,749,108.89 71.3 \$2,380,747.39

Corporate Issues

Ace Ina Holding - 00440EAS6 3.150 03/15/2025							
50,000.000	98.6680	49,334.00	51,448.00	-2,114.00	0.0	1,575.00	3.19
Amazon Com Inc - 023135BX3 1.000 05/12/2026							
60,000.000	94.1400	56,484.00	59,740.80	-3,256.80	0.0	600.00	1.06
American Honda Fin Corp - 02665WED9 Medium Term Note 4.700 01/12/2028							
130,000.000	100.4720	130,613.60	131,033.50	-419.90	0.1	6,110.00	4.68
American Honda Finance - 02665WFD8 Medium Term Note 4.900 03/12/2027							
600,000.000	100.7620	604,572.00	595,380.00	9,192.00	0.5	29,400.00	4.86
American Honda Finance - 02665WFE6 Medium Term Note 4.900 03/13/2029							
850,000.000	101.3570	861,534.50	843,616.50	17,918.00	0.7	41,650.00	4.83
Apple Inc - 037833DN7 2.050 09/11/2026							
25,000.000	95.1560	23,789.00	25,621.00	-1,832.00	0.0	512.50	2.15
Apple Inc - 037833BY5 3.250 02/23/2026							
100,000.000	98.0230	98,023.00	96,949.00	1,074.00	0.1	3,250.00	3.32



CITY OF MENIFEE
ACCOUNT NUMBER: 6736302020

Page 17 of 46
July 1, 2024 to July 31, 2024

ASSET DETAIL (continued)

Security Description

	Shares/Face Amt	Price	Market Value	Tax Cost	Unrealized Gain/Loss	Percent of Total Portfolio	Estimated Annual Income	Estimated Current Yield
Bank Amer Corp Sr - 06051GJD2 Medium Term Note 1.319 06/19/2026	40,000.000	96.5650	38,626.00	40,105.60	-1,479.60	0.0	527.60	1.37
Bank America Corp - 06051GLE7 Medium Term Note 5.080 01/20/2027	30,000.000	100.0610	30,018.30	30,000.00	18.30	0.0	1,524.00	5.08
Bank New York Mellon Corp - 06406RBN6 Medium Term Note 4.543 02/01/2029	900,000.000	99.4830	895,347.00	881,811.00	13,536.00	0.7	40,887.00	4.57
Bank New York Mellon Corp - 06406RBQ9 Medium Term Note 4.947 04/26/2027	700,000.000	100.2010	701,407.00	694,316.00	7,091.00	0.5	34,629.00	4.94
Bank Of America Corp - 06051GHT9 Medium Term Note 3.559 04/23/2027	375,000.000	97.5050	365,643.75	360,118.45	5,525.30	0.3	13,346.25	3.65
Bank Of America Corp - 06051GGF0 Medium Term Note 3.824 01/20/2028	75,000.000	97.4500	73,087.50	71,563.50	1,524.00	0.1	2,868.00	3.92
Bank Of America Corp - 06051GHG7 Medium Term Note 3.970 03/05/2029	1,050,000.000	97.0210	1,018,720.50	992,729.50	25,991.00	0.8	41,685.00	4.09
Berkshire Hathaway Fin - 084664CZ2 2.300 03/15/2027	45,000.000	94.8930	42,701.85	44,991.45	-2,289.60	0.0	1,035.00	2.42



CITY OF MENIFEE
ACCOUNT NUMBER: 6736302020

Page 18 of 46
July 1, 2024 to July 31, 2024

ASSET DETAIL (continued)

Security Description

Shares/Face Amt	Price	Market Value	Tax Cost	Unrealized Gain/Loss	Percent of Total Portfolio	Estimated Annual Income	Estimated Current Yield
Bmw Veh Owner Tr - 05602RAD3 A B S Ser 2022 A Cl A 3 08/25/2026 Var							
8,565.660	98.8850	8,470.15	8,565.21	-95.06	0.0	274.96	3.25
Bmw Vehicle Lease - 05593AAC3 A B S Ser 2023 1 Cl A 3 5.160 11/25/2025							
86,459.010	99.8960	86,369.09	86,615.40	-246.31	0.1	4,461.28	5.16
Bmw Vehicle Owner Trust - 096919AD7 A B S Ser 2024 A Cl A 3 5.180 02/26/2029							
570,000.000	101.1100	576,327.00	569,913.42	6,413.58	0.4	29,526.00	5.12
Caterpillar Finl Service - 14913Q3B3 Medium Term Note 2.150 11/08/2024							
45,000.000	99.1120	44,600.40	45,481.50	-881.10	0.0	967.50	2.17
Caterpillar Finl Svcs - 14913R3B1 Medium Term Note 4.800 01/06/2026							
80,000.000	100.1800	80,144.00	79,988.80	155.20	0.1	3,840.00	4.79
Caterpillar Finl Svcs - 14913UAJ9 Medium Term Note 4.850 02/27/2029							
1,300,000.000	101.6930	1,322,009.00	1,290,499.00	31,510.00	1.0	63,050.00	4.77
Charles Schwab Corp - 808513BY0 2.450 03/03/2027							
25,000.000	94.3350	23,583.75	24,991.70	-1,407.95	0.0	612.50	2.60
Charles Schwab Corp - 808513AU9 3.200 01/25/2028							
85,000.000	95.1680	80,892.80	80,783.15	109.65	0.1	2,720.00	3.36
Cisco Sys Inc - 17275RBQ4 4.800 02/26/2027							
700,000.000	100.8360	705,852.00	694,694.00	11,158.00	0.5	33,600.00	4.76



CITY OF MENIFEE
ACCOUNT NUMBER: 6736302020

Page 19 of 46
July 1, 2024 to July 31, 2024

ASSET DETAIL (continued)

Security Description	Shares/Face Amt	Price	Market Value	Tax Cost	Unrealized Gain/Loss	Percent of Total Portfolio	Estimated Annual Income	Estimated Current Yield
Costco Wholesale Corp - 22160KAM7 3.000 05/18/2027	20,000.000	96.7320	19,346.40	19,535.80	-189.40	0.0	600.00	3.10
Deere John Capital Corp - 24422EWJ4 Medium Term Note 4.050 09/08/2025	70,000.000	99.1490	69,404.30	69,267.10	137.20	0.1	2,835.00	4.08
Duke Energy Carolinas - 26442CAS3 2.950 12/01/2026	35,000.000	96.3780	33,732.30	36,755.95	-3,023.65	0.0	1,032.50	3.06
Gm Fin Cons Auto Rec - 380146AC4 A B S Ser 2022 1 CI A3 1.260 11/16/2026	4,906.800	98.0740	4,812.30	4,906.36	-94.06	0.0	61.83	1.28
Gm Fin Cons Auto Rec Tr - 362554AC1 A B S Ser 2021 4 CI A 3 0.680 09/16/2026	4,067.420	97.9490	3,984.00	4,067.30	-83.30	0.0	27.66	0.69
Home Depot Inc - 437076CW0 4.900 04/15/2029	750,000.000	101.8870	764,152.50	742,725.00	21,427.50	0.6	36,750.00	4.81
Honda Auto Rec Owner - 437930AC4 A B S Ser 2024 2 CI A 3 5.270 11/20/2028	210,000.000	101.2820	212,692.20	209,974.48	2,717.72	0.2	11,067.00	5.20
Honda Auto Rec Ownr Tr - 43815BAC4 A B S Ser 2022 1 CI A 3 1.880 05/15/2026	53,831.120	98.1700	52,846.01	51,780.86	1,065.15	0.0	1,012.03	1.91
Honda Auto Rec Ownr Tr 2021 4 - 43815GAC3 A B S Ser 2021 4 CI A3 01/21/2026 Var	3,572.700	98.1970	3,508.28	3,571.94	-63.66	0.0	31.44	0.90



CITY OF MENIFEE
ACCOUNT NUMBER: 6736302020

Page 20 of 46
July 1, 2024 to July 31, 2024

ASSET DETAIL (continued)

Security Description

Shares/Face Amt	Price	Market Value	Tax Cost	Unrealized Gain/Loss	Percent of Total Portfolio	Estimated Annual Income	Estimated Current Yield
Honeywell International - 438516BL9 2.500 11/01/2026							
140,000.000	95.7070	133,989.80	131,150.60	2,839.20	0.1	3,500.00	2.61
Hyundai Auto Rec Tr - 44935FAD6 A B S Ser 2021 C Cl A3 0.740 05/15/2026							
6,608.260	98.5970	6,515.55	6,513.56	1.99	0.0	48.90	0.75
Hyundai Auto Rec Tr - 448977AD0 A B S Ser 2022 A Cl A3 10/15/2026 Var							
14,404.080	98.3080	14,160.36	14,403.52	-243.16	0.0	319.77	2.26
John Deere Capital Corporation - 24422EXH7 Medium Term Note 4.500 01/16/2029							
1,550,000.000	100.0990	1,551,534.50	1,509,761.00	41,773.50	1.2	69,750.00	4.50
John Deere Own - 47789QAC4 A B S Ser 2021 B Cl A 3 03/16/2026 Var							
4,039.700	98.3540	3,973.21	4,039.33	-66.12	0.0	21.01	0.53
John Deere Owner - 47800BAC2 A B S Ser 2022 C Cl A 3 5.090 06/15/2027							
25,000.000	99.8680	24,967.00	24,998.06	-31.06	0.0	1,272.50	5.10
John Deere Owner Tr - 47787JAC2 A B S Ser 2022 Cl A 3 09/15/2026 Var							
5,142.790	98.3590	5,058.40	5,141.65	-83.25	0.0	119.31	2.36
John Deere Owner Trust - 47800CAC0 A B S Ser 2023 A Cl A3 5.010 11/15/2027							
20,000.000	99.9480	19,989.60	19,996.36	-6.76	0.0	1,002.00	5.01



CITY OF MENIFEE
ACCOUNT NUMBER: 6736302020

Page 21 of 46
July 1, 2024 to July 31, 2024

ASSET DETAIL (continued)

Security Description

Shares/Face Amt	Price	Market Value	Tax Cost	Unrealized Gain/Loss	Percent of Total Portfolio	Estimated Annual Income	Estimated Current Yield
John Deere Ownr Tr - 47800AAC4 A B S Ser 2022 B CI A3 02/16/2027 Var							
12,589.190	98.8650	12,446.30	12,587.99	-141.69	0.0	470.84	3.78
Jpmorgan Chase Co - 46625HRY8 02/01/2028 Var							
70,000.000	97.4930	68,245.10	67,053.70	1,191.40	0.1	2,647.40	3.88
Jpmorgan Chase Co - 46647PBK1 2.083 04/22/2026							
12,000.000	97.6950	11,723.40	12,447.96	-724.56	0.0	249.96	2.13
Jpmorgan Chase Co - 46647PAM8 3.509 01/23/2029							
1,250,000.000	95.9670	1,199,587.50	1,169,226.50	30,361.00	0.9	43,862.50	3.66
Jpmorgan Chase Co - 46647PBA3 3.960 01/29/2027							
400,000.000	98.4720	393,888.00	388,284.00	5,604.00	0.3	15,840.00	4.02
Mastercard Inc - 57636QAN4 2.000 03/03/2025							
35,000.000	98.1550	34,354.25	36,067.15	-1,712.90	0.0	700.00	2.04
Mercedes Benz Auto - 58770AAC7 A B S Ser 2023 1 CI A3 4.510 11/15/2027							
35,000.000	99.3970	34,788.95	34,995.80	-206.85	0.0	1,578.50	4.54
Merck Co Inc - 58933YBH7 4.050 05/17/2028							
130,000.000	99.3140	129,108.20	130,394.70	-1,286.50	0.1	5,265.00	4.08
Microsoft Corp - 594918BJ2 3.125 11/03/2025							
125,000.000	98.1770	122,721.25	120,882.50	1,838.75	0.1	3,906.25	3.18
Morgan Stanley - 61747YEZ4 Medium Term Note 5.050 01/28/2027							
750,000.000	100.1180	750,885.00	744,262.05	6,622.95	0.6	37,875.00	5.04



CITY OF MENIFEE
ACCOUNT NUMBER: 6736302020

Page 22 of 46
July 1, 2024 to July 31, 2024

ASSET DETAIL (continued)

Security Description

Shares/Face Amt	Price	Market Value	Tax Cost	Unrealized Gain/Loss	Percent of Total Portfolio	Estimated Annual Income	Estimated Current Yield
Morgan Stanley - 61747YFD2 Medium Term Note 5.164 04/20/2029							
800,000.000	101.0070	808,056.00	794,520.00	13,536.00	0.6	41,312.00	5.11
Morgan Stanley Fr - 6174468Q5 Medium Term Note 2.188 04/28/2026							
35,000.000	97.6480	34,176.80	33,013.20	1,163.60	0.0	765.80	2.24
National Rural Util Coop - 637432NS0 3.700 03/15/2029							
1,600,000.000	96.1800	1,538,880.00	1,507,712.00	31,168.00	1.2	59,200.00	3.85
National Rural Utils Coop Fin - 63743HFE7 Medium Term Note 3.450 06/15/2025							
10,000.000	98.5620	9,856.20	9,997.30	-141.10	0.0	345.00	3.50
National Rural Utils Corp Fin - 63743HFH0 Medium Term Note 4.450 03/13/2026							
70,000.000	99.3600	69,552.00	69,950.30	-398.30	0.1	3,115.00	4.48
Northern Tr Corp Sr Nt - 665859AW4 4.000 05/10/2027							
15,000.000	98.6730	14,800.95	14,975.70	-174.75	0.0	600.00	4.05
Paccar Financial Corp - 69371RR73 Medium Term Note 2.850 04/07/2025							
35,000.000	98.4280	34,449.80	34,990.90	-541.10	0.0	997.50	2.90
Paccar Financial Corp - 69371RS31 Medium Term Note 4.600 01/10/2028							
100,000.000	100.4270	100,427.00	99,515.00	912.00	0.1	4,600.00	4.58
Paccar Financial Corp - 69371RS80 Medium Term Note 4.600 01/31/2029							
1,500,000.000	100.4610	1,506,915.00	1,468,515.00	38,400.00	1.2	69,000.00	4.58



CITY OF MENIFEE
ACCOUNT NUMBER: 6736302020

Page 23 of 46
July 1, 2024 to July 31, 2024

ASSET DETAIL (continued)

Security Description

Shares/Face Amt	Price	Market Value	Tax Cost	Unrealized Gain/Loss	Percent of Total Portfolio	Estimated Annual Income	Estimated Current Yield
Pepsico Inc - 713448CT3 2.750 04/30/2025							
130,000.000	98.3250	127,822.50	124,989.80	2,832.70	0.1	3,575.00	2.80
Pnc Financial Services - 693475BL8 4.758 01/26/2027							
135,000.000	99.4340	134,235.90	134,947.35	-711.45	0.1	6,423.30	4.78
Prologis L P - 74340XCG4 4.875 06/15/2028							
1,600,000.000	100.9880	1,615,808.00	1,577,232.00	38,576.00	1.3	78,000.00	4.83
Public Service Electric - 74456QBR6 Medium Term Note 2.250 09/15/2026							
850,000.000	95.1730	808,970.50	807,126.00	1,844.50	0.6	19,125.00	2.36
Public Service Electric - 74456QBX3 Medium Term Note 3.650 09/01/2028							
800,000.000	96.8060	774,448.00	752,432.00	22,016.00	0.6	29,200.00	3.77
Reality Income Corp - 756109AV6 3.875 04/15/2025							
20,000.000	98.8670	19,773.40	19,714.00	59.40	0.0	775.00	3.92
Realty Income Corp - 756109BG8 3.950 08/15/2027							
100,000.000	97.6730	97,673.00	97,097.00	576.00	0.1	3,950.00	4.04
Realty Income Corp Sr - 756109CF9 4.750 02/15/2029							
1,450,000.000	99.9780	1,449,681.00	1,410,895.00	38,786.00	1.1	68,875.00	4.75
Simon Property Group LP - 828807DE4 3.375 12/01/2027							
800,000.000	96.1990	769,592.00	749,536.00	20,056.00	0.6	30,000.00	3.90
State Str Corp Sr Nt - 857477CL5 4.993 03/18/2027							
125,000.000	101.0020	126,252.50	125,000.00	1,252.50	0.1	6,241.25	4.94

CITY OF MENIFEE
ACCOUNT NUMBER: 6736302020Page 24 of 46
July 1, 2024 to July 31, 2024**ASSET DETAIL (continued)****Security Description**

	Shares/Face Amt	Price	Market Value	Tax Cost	Unrealized Gain/Loss	Percent of Total Portfolio	Estimated Annual Income	Estimated Current Yield
Target Corp - 87612EBM7 1.950 01/15/2027	20,000.000	94.2740	18,854.80	19,966.00	-1,111.20	0.0	390.00	2.07
Toronto Dominion Bank - 89115A2C5 Medium Term Note 4.108 06/08/2027	40,000.000	98.3060	39,322.40	39,866.00	-543.60	0.0	1,643.20	4.18
Toyota Auto Rec Own Tr - 89238JAC9 A B S Ser 2021 D Cl A 3 04/15/2026 Var	28,114.150	98.2370	27,618.50	26,476.72	1,141.78	0.0	199.61	0.72
Toyota Auto Rec Own Tr - 89231CAD9 A B S Ser 2022 C Cl A 3 3.760 04/15/2027	24,738.090	98.8830	24,461.77	24,326.43	135.34	0.0	930.15	3.80
Toyota Mtr Cr Corp - 89236TJK2 Medium Term Note 1.125 06/18/2026	40,000.000	93.7260	37,490.40	39,982.40	-2,492.00	0.0	450.00	1.20
Toyota Mtr Cr Corp - 89236TJT3 Medium Term Note 1.450 01/13/2025	30,000.000	98.2950	29,488.50	29,959.80	-471.30	0.0	435.00	1.47
Toyota Mtr Cr Corp - 89236TKQ7 Medium Term Note 4.625 01/12/2028	80,000.000	100.4640	80,371.20	79,947.20	424.00	0.1	3,700.00	4.60
Toyota Mtr Cr Corp - 89236TLB9 Medium Term Note 5.250 09/11/2028	1,450,000.000	102.7020	1,489,179.00	1,455,605.50	33,573.50	1.2	76,125.00	5.11



CITY OF MENIFEE
ACCOUNT NUMBER: 6736302020

Page 25 of 46
July 1, 2024 to July 31, 2024

ASSET DETAIL (continued)

Security Description

Shares/Face Amt	Price	Market Value	Tax Cost	Unrealized Gain/Loss	Percent of Total Portfolio	Estimated Annual Income	Estimated Current Yield
Truist Finl Corp - 89788MAA0 Medium Term Note 1.200 08/05/2025							
30,000.000	96.0190	28,805.70	29,341.20	-535.50	0.0	360.00	1.25
Unitedhealth Group Inc - 91324PEC2 1.150 05/15/2026							
40,000.000	94.0390	37,615.60	39,563.60	-1,948.00	0.0	460.00	1.22
Unitedhealth Group Inc - 91324PEU2 4.250 01/15/2029							
850,000.000	99.0750	842,137.50	822,681.00	19,456.50	0.7	36,125.00	4.29
Unitedhealth Group Inc - 91324PEP3 5.250 02/15/2028							
700,000.000	102.5980	718,186.00	702,464.00	15,722.00	0.6	36,750.00	5.12
US Bancorp - 91159HJK7 Medium Term Note 4.653 02/01/2029							
1,600,000.000	99.2230	1,587,568.00	1,550,764.50	36,803.50	1.2	74,448.00	4.69
Walmart Inc - 931142ER0 1.050 09/17/2026							
10,000.000	93.3260	9,332.60	9,981.10	-648.50	0.0	105.00	1.13
Total Corporate Issues		\$28,612,367.37	\$28,078,831.70	\$533,535.67	22.3	\$1,258,718.80	

Foreign Issues

Bank Montreal Que - 06368D3S1 Medium Term Note 3.700 06/07/2025							
75,000.000	98.7430	74,057.25	73,120.50	936.75	0.1	2,775.00	3.75
Bank Of Montreal - 06368FAC3 Medium Term Note 1.250 09/15/2026							
40,000.000	92.8340	37,133.60	39,951.60	-2,818.00	0.0	500.00	1.35



CITY OF MENIFEE
ACCOUNT NUMBER: 6736302020

Page 26 of 46
July 1, 2024 to July 31, 2024

ASSET DETAIL (continued)

Security Description

Shares/Face Amt	Price	Market Value	Tax Cost	Unrealized Gain/Loss	Percent of Total Portfolio	Estimated Annual Income	Estimated Current Yield
Inter American Devel Bk - 4581X0DC9 3.125 09/18/2028							
120,000.000	96.3810	115,657.20	112,706.40	2,950.80	0.1	3,750.00	3.24
Inter American Devel Bk - 4581X0DV7 Medium Term Note 0.875 04/20/2026							
75,000.000	94.1620	70,621.50	74,656.50	-4,035.00	0.1	656.25	0.93
Inter American Devel Bk - 4581X0EN4 Medium Term Note 4.125 02/15/2029							
1,385,000.000	100.4120	1,390,706.20	1,381,426.20	9,280.00	1.1	57,131.25	4.11
International Bank M T N - 459058JL8 0.500 10/28/2025							
75,000.000	95.0900	71,317.50	74,670.05	-3,352.55	0.1	375.00	0.53
International Bank M T N - 459058KT9 3.500 07/12/2028							
1,300,000.000	97.9510	1,273,363.00	1,248,988.00	24,375.00	1.0	45,500.00	3.57
International Finance Corp - 45950KDD9 Medium Term Note 4.500 07/13/2028							
100,000.000	101.6040	101,604.00	99,889.00	1,715.00	0.1	4,500.00	4.43
Royal Bk Cda - 78016EZ59 Medium Term Note 3.375 04/14/2025							
20,000.000	98.7300	19,746.00	19,992.60	-246.60	0.0	675.00	3.42
Royal Bk Cda - 78016FZW7 Medium Term Note 4.900 01/12/2028							
80,000.000	100.7350	80,588.00	79,957.60	630.40	0.1	3,920.00	4.86
Royal Bk Cda - 78016HZV5 Medium Term Note 4.950 02/01/2029							
1,550,000.000	101.2870	1,569,948.50	1,530,273.50	39,675.00	1.2	76,725.00	4.89



CITY OF MENIFEE
ACCOUNT NUMBER: 6736302020

Page 27 of 46
July 1, 2024 to July 31, 2024

ASSET DETAIL (continued)

Security Description

Shares/Face Amt	Price	Market Value	Tax Cost	Unrealized Gain/Loss	Percent of Total Portfolio	Estimated Annual Income	Estimated Current Yield
Toronto Dominion Bank - 89115A2K7 Medium Term Note 5.103 01/09/2026							
80,000.000	100.3650	80,292.00	79,890.40	401.60	0.1	4,082.40	5.08
Toronto Dominion Bank - 89115A2U5 Medium Term Note 5.523 07/17/2028							
1,400,000.000	102.9420	1,441,188.00	1,406,219.50	34,968.50	1.1	77,322.00	5.36
Total Foreign Issues		\$6,326,222.75	\$6,221,741.85	\$104,480.90	4.9	\$277,911.90	
Total Taxable Bonds		\$126,505,576.01	\$127,616,668.33	-\$1,111,092.32	98.6	\$3,917,378.09	
Total Assets		\$128,337,528.17	\$129,448,620.49	-\$1,111,092.32	100.0	\$4,012,360.27	
Estimated Current Yield							3.12

ASSET DETAIL MESSAGES

Time of trade execution and trading party (if not disclosed) will be provided upon request.

Publicly traded assets are valued in accordance with market quotations or valuation methodologies from financial industry services believed by us to be reliable. Assets that are not publicly traded may be reflected at values from other external sources. Assets for which a current value is not available may be reflected at a previous value or as not valued, at par value, or at a nominal value. Values shown do not necessarily reflect prices at which assets could be bought or sold. Values are updated based on internal policy and may be updated less frequently than statement generation.

Estimated Current Yield and Estimated Annual Income are estimates provided for informational purposes only and should not be relied on for making investment, trading, or tax decisions. The estimates may not represent the actual value earned by your investments and they provide no guarantee of what your investments may earn in the future.

CITY OF MENIFEE
ACCOUNT NUMBER: 6736302020Page 28 of 46
July 1, 2024 to July 31, 2024**TRANSACTION DETAIL**

Date Posted	Activity	Description	Cash	Tax Cost
Beginning Balance 07/01/2024			\$0.00	\$129,101,561.18
07/01/24	Asset Income	Interest Earned On F H L B Deb 1.000% 6/30/26 0.005 USD/\$1 Pv On 5,000,000 Par Value Due 6/30/24	25,000.00	
07/01/24	Asset Income	Interest Earned On F H L B Deb 1.050% 6/30/26 0.00525 USD/\$1 Pv On 5,000,000 Par Value Due 6/30/24	26,250.00	
07/01/24	Asset Income	Interest Earned On U S Treasury Nt 2.750% 6/30/25 0.01375 USD/\$1 Pv On 800,000 Par Value Due 6/30/24	11,000.00	
07/01/24	Asset Income	Interest Earned On U S Treasury Nt 3.250% 6/30/27 0.01625 USD/\$1 Pv On 815,000 Par Value Due 6/30/24	13,243.75	
07/01/24	Asset Income	Interest Earned On U S Treasury Nt 3.750% 12/31/28 0.01875 USD/\$1 Pv On 890,000 Par Value Due 6/30/24	16,687.50	
07/01/24	Asset Income	Interest Earned On U S Treasury Nt 3.875% 12/31/27 0.019375 USD/\$1 Pv On 850,000 Par Value Due 6/30/24	16,468.75	
07/01/24	Asset Income	Interest Earned On U S Treasury Nt 4.250% 12/31/25 0.02125 USD/\$1 Pv On 850,000 Par Value Due 6/30/24	18,062.50	
07/01/24	Asset Income	Interest Earned On Federated Hermes Govt Obligs Is Interest From 6/1/24 To 6/30/24	11,354.07	
07/08/24	Asset Income	Interest Earned On Caterpillar Finl Mtn 4.800% 1/06/26 0.024 USD/\$1 Pv On 80,000 Par Value Due 7/6/24	1,920.00	
07/08/24	Asset Income	Interest Earned On F N M A 1.625% 1/07/25 0.008125 USD/\$1 Pv On 65,000 Par Value Due 7/7/24	528.13	
07/09/24	Asset Income	Interest Earned On Toronto Dominion Mtn 5.103% 1/09/26 0.025515 USD/\$1 Pv On 80,000 Par Value Due 7/9/24	2,041.20	



CITY OF MENIFEE
ACCOUNT NUMBER: 6736302020

Page 29 of 46
July 1, 2024 to July 31, 2024

TRANSACTION DETAIL (continued)

Date Posted	Activity	Description	Cash	Tax Cost
07/10/24	Asset Income	Interest Earned On Paccar Financial Mtn 4.600% 1/10/28 0.023 USD/\$1 Pv On 100,000 Par Value Due 7/10/24	2,300.00	
07/12/24	Asset Income	Interest Earned On Royal Bk Cda Mtn 4.900% 1/12/28 0.0245 USD/\$1 Pv On 80,000 Par Value Due 7/12/24	1,960.00	
07/12/24	Asset Income	Interest Earned On American Honda Mtn 4.700% 1/12/28 0.0235 USD/\$1 Pv On 130,000 Par Value Due 7/12/24	3,055.00	
07/12/24	Asset Income	Interest Earned On Intl Bk M T N 3.500% 7/12/28 0.0175 USD/\$1 Pv On 1,300,000 Par Value Due 7/12/24	22,750.00	
07/12/24	Asset Income	Interest Earned On Toyota Mtr Cr M T N 4.625% 1/12/28 0.023125 USD/\$1 Pv On 80,000 Par Value Due 7/12/24	1,850.00	
07/15/24	Asset Income	Interest Earned On Toyota Auto Rec 3.760% 4/15/27 \$0.00313/Pv On 25,000.00 Pv Due 7/15/24	78.33	
07/15/24	Sale	Paid Down 261.91 Par Value Of Toyota Auto Rec 3.760% 4/15/27 Trade Date 7/15/24	261.91	-257.55
07/15/24	Asset Income	Interest Earned On Honda Auto Rec Own 1.880% 5/15/26 \$0.00157/Pv On 58,823.33 Pv Due 7/15/24	92.16	
07/15/24	Sale	Paid Down 4,992.21 Par Value Of Honda Auto Rec Own 1.880% 5/15/26 Trade Date 7/15/24	4,992.21	-4,802.07
07/15/24	Asset Income	Interest Earned On Hyundai Auto Rec 2.220% 10/15/26 \$0.00185/Pv On 15,713.58 Pv Due 7/15/24	29.07	
07/15/24	Sale	Paid Down 1,309.5 Par Value Of Hyundai Auto Rec 2.220% 10/15/26 Trade Date 7/15/24	1,309.50	-1,309.45

CITY OF MENIFEE
ACCOUNT NUMBER: 6736302020Page 30 of 46
July 1, 2024 to July 31, 2024**TRANSACTION DETAIL (continued)**

Date Posted	Activity	Description	Cash	Tax Cost
07/15/24	Asset Income	Interest Earned On Hyundai Auto Rec Tr 0.740% 5/15/26 \$0.00062/Pv On 7,560.22 Pv Due 7/15/24	4.66	
07/15/24	Sale	Paid Down 951.96 Par Value Of Hyundai Auto Rec Tr 0.740% 5/15/26 Trade Date 7/15/24	951.96	-938.31
07/15/24	Asset Income	Interest Earned On John Deere Owner 2.320% 9/15/26 \$0.00193/Pv On 5,552.70 Pv Due 7/15/24	10.74	
07/15/24	Sale	Paid Down 409.91 Par Value Of John Deere Owner 2.320% 9/15/26 Trade Date 7/15/24	409.91	-409.82
07/15/24	Asset Income	Interest Earned On John Deere Own 0.520% 3/16/26 \$0.00043/Pv On 4,410.83 Pv Due 7/15/24	1.91	
07/15/24	Sale	Paid Down 371.13 Par Value Of John Deere Own 0.520% 3/16/26 Trade Date 7/15/24	371.13	-371.10
07/15/24	Asset Income	Interest Earned On John Deere Ownr Tr 3.740% 2/16/27 \$0.00312/Pv On 13,202.34 Pv Due 7/15/24	41.15	
07/15/24	Sale	Paid Down 613.15 Par Value Of John Deere Ownr Tr 3.740% 2/16/27 Trade Date 7/15/24	613.15	-613.09
07/15/24	Asset Income	Interest Earned On John Deere Owner 5.090% 6/15/27 \$0.00424/Pv On 25,000.00 Pv Due 7/15/24	106.04	
07/15/24	Asset Income	Interest Earned On John Deere Owner 5.010% 11/15/27 \$0.00418/Pv On 20,000.00 Pv Due 7/15/24	83.50	
07/15/24	Asset Income	Interest Earned On Mercedes Benz Auto 4.510% 11/15/27 \$0.00376/Pv On 35,000.00 Pv Due 7/15/24	131.54	



CITY OF MENIFEE
ACCOUNT NUMBER: 6736302020

Page 31 of 46
July 1, 2024 to July 31, 2024

TRANSACTION DETAIL (continued)

Date Posted	Activity	Description	Cash	Tax Cost
07/15/24	Asset Income	Interest Earned On Toyota Auto Rec 0.710% 4/15/26 \$0.00059/Pv On 31,223.09 Pv Due 7/15/24	18.47	
07/15/24	Sale	Paid Down 3,108.94 Par Value Of Toyota Auto Rec 0.710% 4/15/26 Trade Date 7/15/24	3,108.94	-2,927.87
07/15/24	Sale	Matured 40,000 Par Value Of Salesforce Com Inc 0.625% 7/15/24 Trade Date 7/15/24 40,000 Par Value At 100 %	40,000.00	-39,628.55
07/15/24	Asset Income	Interest Earned On Ifc M T N 4.500% 7/13/28 0.0225 USD/\$1 Pv On 100,000 Par Value Due 7/13/24	2,250.00	
07/15/24	Asset Income	Interest Earned On Toyota Mtr Mtn 1.450% 1/13/25 0.00725 USD/\$1 Pv On 30,000 Par Value Due 7/13/24	217.50	
07/15/24	Asset Income	Interest Earned On Salesforce Com Inc 0.625% 7/15/24 0.003125 USD/\$1 Pv On 40,000 Par Value Due 7/15/24	125.00	
07/15/24	Asset Income	Interest Earned On Target Corp 1.950% 1/15/27 0.00975 USD/\$1 Pv On 20,000 Par Value Due 7/15/24	195.00	
07/15/24	Asset Income	Interest Earned On U S Treasury Nt 4.000% 1/15/27 0.02 USD/\$1 Pv On 800,000 Par Value Due 7/15/24	16,000.00	
07/15/24	Asset Income	Interest Earned On U S Treasury Nt 4.500% 7/15/26 0.0225 USD/\$1 Pv On 850,000 Par Value Due 7/15/24	19,125.00	
07/15/24	Asset Income	Interest Earned On Unitedhealth Group 4.250% 1/15/29 0.02125 USD/\$1 Pv On 850,000 Par Value Due 7/15/24	18,062.50	
07/16/24	Asset Income	Interest Earned On Gm Fin Cons Auto 0.680% 9/16/26 \$0.00057/Pv On 4,472.68 Pv Due 7/16/24	2.53	



CITY OF MENIFEE
ACCOUNT NUMBER: 6736302020

Page 32 of 46
July 1, 2024 to July 31, 2024

TRANSACTION DETAIL (continued)

Date Posted	Activity	Description	Cash	Tax Cost
07/16/24	Sale	Paid Down 405.26 Par Value Of Gm Fin Cons Auto 0.680% 9/16/26 Trade Date 7/16/24	405.26	-405.25
07/16/24	Asset Income	Interest Earned On Gm Fin Cons Auto 1.260% 11/16/26 \$0.00105/Pv On 5,358.17 Pv Due 7/16/24	5.63	
07/16/24	Sale	Paid Down 451.37 Par Value Of Gm Fin Cons Auto 1.260% 11/16/26 Trade Date 7/16/24	451.37	-451.33
07/16/24	Asset Income	Interest Earned On Royal Bank Of Mtn 2.550% 7/16/24 0.01275 USD/\$1 Pv On 40,000 Par Value Due 7/16/24 Interest On Maturity 7/16	510.00	
07/16/24	Sale	Matured 40,000 Par Value Of Royal Bank Of Mtn 2.550% 7/16/24 Trade Date 7/16/24 40,000 Par Value At 100 %	40,000.00	-40,598.00
07/16/24	Asset Income	Interest Earned On John Deere Mtn 4.500% 1/16/29 0.0235 USD/\$1 Pv On 1,550,000 Par Value Due 7/16/24	36,425.00	
07/17/24	Asset Income	Interest Earned On Toronto Dominion Mtn 5.523% 7/17/28 0.027615 USD/\$1 Pv On 1,400,000 Par Value Due 7/17/24	38,661.00	
07/18/24	Asset Income	Interest Earned On Honda Auto Rec Owner 5.270% 11/20/28 \$0.00439/Pv On 210,000.00 Pv Due 7/18/24	922.25	
07/22/24	Asset Income	Interest Earned On Honda Auto Rec 0.880% 1/21/26 \$0.00073/Pv On 3,995.75 Pv Due 7/21/24	2.93	
07/22/24	Sale	Paid Down 423.05 Par Value Of Honda Auto Rec 0.880% 1/21/26 Trade Date 7/21/24	423.05	-422.96
07/22/24	Asset Income	Interest Earned On Bank America Mtn 5.080% 1/20/27 0.0254 USD/\$1 Pv On 30,000 Par Value Due 7/20/24	762.00	



CITY OF MENIFEE
ACCOUNT NUMBER: 6736302020

Page 33 of 46
July 1, 2024 to July 31, 2024

TRANSACTION DETAIL (continued)

Date Posted	Activity	Description	Cash	Tax Cost
07/22/24	Asset Income	Interest Earned On Bank Of America Mtn 3.824% 1/20/28 0.01912 USD/\$1 Pv On 75,000 Par Value Due 7/20/24	1,434.00	
07/22/24	Asset Income	Interest Earned On F H L M C M T N 0.375% 7/21/25 0.001875 USD/\$1 Pv On 80,000 Par Value Due 7/21/24	150.00	
07/23/24	Asset Income	Interest Earned On Jpmorgan Chase Co 3.509% 1/23/29 0.017545 USD/\$1 Pv On 1,250,000 Par Value Due 7/23/24	21,931.25	
07/25/24	Asset Income	Interest Earned On Bmw Vehicle Owner 5.180% 2/26/29 \$0.00633/Pv On 570,000.00 Pv Due 7/25/24	3,608.73	
07/25/24	Asset Income	Interest Earned On F H L M C Mltcl Mtg 2.670% 12/25/24 \$0.00223/Pv On 14,849.42 Pv Due 7/25/24	33.04	
07/25/24	Sale	Paid Down 835.26 Par Value Of F H L M C Mltcl Mtg 2.670% 12/25/24 Trade Date 7/25/24	835.26	-843.09
07/25/24	Asset Income	Interest Earned On F H L M C Mltcl Mt 3.334% 8/25/25 \$0.00278/Pv On 25,000.00 Pv Due 7/25/24	69.46	
07/25/24	Asset Income	Interest Earned On F H L M C Mltcl Mtg 2.995% 12/25/25 \$0.00250/Pv On 125,000.00 Pv Due 7/25/24	311.98	
07/25/24	Asset Income	Interest Earned On F H L M C Mltcl Mtg 2.031% 9/25/28 \$0.00169/Pv On 135,000.00 Pv Due 7/25/24	228.49	
07/25/24	Asset Income	Interest Earned On F H L B Gtd Remic 3.171% 10/25/24 \$0.00264/Pv On 33,133.68 Pv Due 7/25/24	87.56	
07/25/24	Sale	Paid Down 540.91 Par Value Of F H L B Gtd Remic 3.171% 10/25/24 Trade Date 7/25/24	540.91	-581.86

CITY OF MENIFEE
ACCOUNT NUMBER: 6736302020Page 34 of 46
July 1, 2024 to July 31, 2024**TRANSACTION DETAIL (continued)**

Date Posted	Activity	Description	Cash	Tax Cost
07/25/24	Asset Income	Interest Earned On F H L M C Mltcl Mtg 3.329% 5/25/25 \$0.00277/Pv On 34,836.78 Pv Due 6/25/24	96.64	
07/25/24	Sale	Paid Down 73.19 Par Value Of F H L M C Mltcl Mtg 3.329% 5/25/25 Trade Date 6/25/24	73.19	-75.23
07/25/24	Asset Income	Interest Earned On F H L M C Mltcl Mt 3.284% 6/25/25 0.002737 USD/\$1 Pv On 60,000 Par Value Due 7/25/24	164.20	
07/25/24	Asset Income	Interest Earned On F H L M C Mltcl Mt 2.653% 8/25/26 \$0.00221/Pv On 125,000.00 Pv Due 7/25/24	276.35	
07/25/24	Asset Income	Interest Earned On F H L M C Mltcl Mtg 3.413% 12/25/26 \$0.00284/Pv On 70,000.00 Pv Due 7/25/24	199.09	
07/25/24	Asset Income	Interest Earned On F H L M C Mltcl Mt 3.430% 1/25/27 \$0.00286/Pv On 70,000.00 Pv Due 7/25/24	200.08	
07/25/24	Asset Income	Interest Earned On F H L M C Mltcl Mt 3.900% 8/25/28 \$0.00325/Pv On 1,500,000.00 Pv Due 7/25/24	4,875.00	
07/25/24	Asset Income	Interest Earned On F H L M C Mltcl Mt 3.422% 2/25/52 \$0.00285/Pv On 1,500,000.00 Pv Due 7/25/24	4,277.50	
07/25/24	Asset Income	Interest Earned On F H L M C Mltcl Mtg 2.745% 1/25/26 0.002287 USD/\$1 Pv On 70,000 Par Value Due 7/25/24	160.13	
07/25/24	Asset Income	Interest Earned On F H L M C Mltcl Mtg 2.525% 5/25/26 0.002104 USD/\$1 Pv On 120,000 Par Value Due 7/25/24	252.50	
07/25/24	Asset Income	Interest Earned On F H L M C Mltcl Mt 3.187% 9/25/27 \$0.00266/Pv On 100,000.00 Pv Due 7/25/24	265.58	



CITY OF MENIFEE
ACCOUNT NUMBER: 6736302020

Page 35 of 46
July 1, 2024 to July 31, 2024

TRANSACTION DETAIL (continued)

Date Posted	Activity	Description	Cash	Tax Cost
07/25/24	Sale	Paid Down 35.63 Par Value Of F H L M C Mltcl Mt 3.187% 9/25/27 Trade Date 7/25/24	35.63	-34.18
07/25/24	Asset Income	Interest Earned On F H L M C Mltcl Mt 3.303% 11/25/27 0.002752 USD/\$1 Pv On 30,000 Par Value Due 7/25/24	82.58	
07/25/24	Asset Income	Interest Earned On F H L M C Mltcl Mt 3.064% 8/25/24 \$0.00255/Pv On 12,255.62 Pv Due 7/25/24	31.29	
07/25/24	Sale	Paid Down 3,154.97 Par Value Of F H L M C Mltcl Mt 3.064% 8/25/24 Trade Date 7/25/24	3,154.97	-3,210.19
07/25/24	Asset Income	Interest Earned On F H L M C Mltcl Mtg 3.241% 9/25/24 \$0.00270/Pv On 11,817.15 Pv Due 6/25/24	31.92	
07/25/24	Sale	Paid Down 3,734.88 Par Value Of F H L M C Mltcl Mtg 3.241% 9/25/24 Princ/Int Due	3,734.88	-3,932.13
07/25/24	Asset Income	Interest Earned On Bmw Vehicle Lease 5.160% 11/25/25 \$0.00430/Pv On 96,888.11 Pv Due 7/25/24	416.61	
07/25/24	Sale	Paid Down 10,429.1 Par Value Of Bmw Vehicle Lease 5.160% 11/25/25 Trade Date 7/25/24	10,429.10	-10,447.97
07/25/24	Asset Income	Interest Earned On Bmw Veh Owner Tr 3.210% 8/25/26 \$0.00268/Pv On 9,333.26 Pv Due 7/25/24	24.97	
07/25/24	Sale	Paid Down 767.6 Par Value Of Bmw Veh Owner Tr 3.210% 8/25/26 Trade Date 7/25/24	767.60	-767.56
07/25/24	Asset Income	Interest Earned On F H L M C Mltcl Mt 2.525% 10/25/26 \$0.00210/Pv On 125,000.00 Pv Due 7/25/24	263.02	

CITY OF MENIFEE
ACCOUNT NUMBER: 6736302020Page 36 of 46
July 1, 2024 to July 31, 2024**TRANSACTION DETAIL (continued)**

Date Posted	Activity	Description	Cash	Tax Cost
07/25/24	Asset Income	Interest Earned On Charles Schwab Corp 3.200% 1/25/28 0.016 USD/\$1 Pv On 85,000 Par Value Due 7/25/24	1,360.00	
07/26/24	Asset Income	Interest Earned On Pnc Financial 4.758% 1/26/27 0.02379 USD/\$1 Pv On 135,000 Par Value Due 7/26/24	3,211.65	
07/29/24	Asset Income	Interest Earned On Morgan Stanley Mtn 5.050% 1/28/27 0.02525 USD/\$1 Pv On 750,000 Par Value Due 7/28/24	18,937.50	
07/29/24	Asset Income	Interest Earned On Jpmorgan Chase Co 3.960% 1/29/27 0.0198 USD/\$1 Pv On 400,000 Par Value Due 7/29/24	7,920.00	
07/30/24	Purchase	Purchased 850,000 Par Value Of Public Service Mtn 2.250% 9/15/26 Trade Date 7/29/24 Purchased Through J.P. Morgan Securities LLC Purchased On The Marketaxess Corporation Swift External Ref#: 8421103133763745 850,000 Par Value At 94.956 %	-807,126.00	807,126.00
07/30/24	Purchase Accrued Interest	Paid Accrued Interest On Purchase Of Public Service Mtn 2.250% 9/15/26 Income Debit 7,171.88- USD	-7,171.88	
07/30/24	Purchase	Purchased 1,250,000 Par Value Of Inter Amer Bk M T N 4.125% 2/15/29 Trade Date 7/29/24 Purchased Through J.P. Morgan Securities LLC Purchased On The Marketaxess Corporation Swift External Ref#: 8421103133763678 1,250,000 Par Value At 99.81 %	-1,247,625.00	1,247,625.00
07/30/24	Purchase Accrued Interest	Paid Accrued Interest On Purchase Of Inter Amer Bk M T N 4.125% 2/15/29 Income Debit 25,781.25- USD	-25,781.25	



CITY OF MENIFEE
ACCOUNT NUMBER: 6736302020

Page 37 of 46
July 1, 2024 to July 31, 2024

TRANSACTION DETAIL (continued)

Date Posted	Activity	Description	Cash	Tax Cost
07/30/24	Purchase	Purchased 1,500,000 Par Value Of U S Treasury Nt 3.250% 6/30/29 Trade Date 7/29/24 Purchased Through Wells Fargo Securities, LLC Purchased On The Offexchange Transactions List Swift External Ref#: 8421103133764025 1,500,000 Par Value At 96.234375 %	-1,443,515.63	1,443,515.63
07/30/24	Purchase Accrued Interest	Paid Accrued Interest On Purchase Of U S Treasury Nt 3.250% 6/30/29 Income Debit 3,974.19- USD	-3,974.19	
07/30/24	Sale	Sold 4,000,000 Par Value Of F F C B Deb 0.650% 6/09/25 Trade Date 7/29/24 Sold Through Td Securities (USA) Sold On The Marketaxess Corporation Swift External Ref#: 8421103133763634 4,000,000 Par Value At 96.39 %	3,855,600.00	-4,000,000.00
07/30/24	Sell Accrued Interest	Received Accrued Interest On Sale Of F F C B Deb 0.650% 6/09/25 Income Credit 3,683.33 USD	3,683.33	
07/31/24	Asset Income	Interest Earned On Paccar Financial Mtn 4.600% 1/31/29 0.023 USD/\$1 Pv On 1,500,000 Par Value Due 7/31/24	34,500.00	
07/31/24	Asset Income	Interest Earned On U S Treasury Nt 1.375% 1/31/25 0.006875 USD/\$1 Pv On 3,000,000 Par Value Due 7/31/24	20,625.00	
07/31/24	Asset Income	Interest Earned On U S Treasury Nt 2.625% 1/31/26 0.013125 USD/\$1 Pv On 800,000 Par Value Due 7/31/24	10,500.00	
07/31/24	Asset Income	Interest Earned On U S Treasury Nt 2.750% 7/31/27 0.01375 USD/\$1 Pv On 815,000 Par Value Due 7/31/24	11,206.25	
07/31/24	Asset Income	Interest Earned On U S Treasury Nt 4.000% 1/31/29 0.02 USD/\$1 Pv On 825,000 Par Value Due 7/31/24	16,500.00	

CITY OF MENIFEE
ACCOUNT NUMBER: 6736302020Page 38 of 46
July 1, 2024 to July 31, 2024**TRANSACTION DETAIL (continued)**

Date Posted	Activity	Description	Cash	Tax Cost
07/31/24	Asset Income	Interest Earned On U S Treasury Nt 4.125% 7/31/28 0.020625 USD/\$1 Pv On 790,000 Par Value Due 7/31/24	16,293.75	
07/31/24	Asset Income	Interest Earned On U S Treasury Nt 4.250% 1/31/26 0.02125 USD/\$1 Pv On 800,000 Par Value Due 7/31/24	17,000.00	
07/31/24	Asset Income	Interest Earned On U S Treasury Nt 4.750% 7/31/25 0.02375 USD/\$1 Pv On 800,000 Par Value Due 7/31/24	19,000.00	
	Purchase	Combined Purchases For The Period 7/ 1/24 - 7/31/24 Of Federated Hermes Govt Obligs Is	-961,820.24	961,820.24
Ending Balance 07/31/2024			\$0.00	\$129,448,620.49



CITY OF MENIFEE
ACCOUNT NUMBER: 6736302020

Page 39 of 46
July 1, 2024 to July 31, 2024

SALE/MATURITY SUMMARY

	Settlement Date	Description	Tax Cost	Proceeds	Estimated Gain/Loss
Taxable Bonds					
Bmw Veh Owner Tr A B S Ser 2022 A CI A 3 08/25/2026 Var BVO3226					
	07/25/24	Paid Down 767.6 Par Value Trade Date 7/25/24	-767.56	767.60	0.04
Bmw Vehicle Lease A B S Ser 2023 1 CI A 3 5.160 11/25/2025 05593AAC3					
	07/25/24	Paid Down 10,429.1 Par Value Trade Date 7/25/24	-10,447.97	10,429.10	-18.87
F H L B Gtd R E M I C Pass Thru C M O Ser K041 CI A2 3.171 10/25/2024 3137BFE98					
	07/25/24	Paid Down 540.91 Par Value Trade Date 7/25/24	-581.86	540.91	-40.95
F H L M C Multiclass Mtg Partn C M O Ser K040 CI A2 3.241 09/25/2024 FHL3224					
	07/25/24	Paid Down 3,734.88 Par Value Princ/Int Due	-3,932.13	3,734.88	-197.25



CITY OF MENIFEE
ACCOUNT NUMBER: 6736302020

Page 40 of 46
July 1, 2024 to July 31, 2024

SALE/MATURITY SUMMARY (continued)

	Settlement Date	Description	Tax Cost	Proceeds	Estimated Gain/Loss
F H L M C Multiclass Mtg Partn C M O Ser K042 CI A2 2.670 12/25/2024 3137BFXT3					
	07/25/24	Paid Down 835.26 Par Value Trade Date 7/25/24	-843.09	835.26	-7.83
F H L M C Multiclass Mtg Partn C M O Ser K047 CI A2 3.329 05/25/2025 FHL3325A					
	07/25/24	Paid Down 73.19 Par Value Trade Date 6/25/24	-75.23	73.19	-2.04
F H L M C Multiclass Mtg Partn C M O Ser K069 CI A2 3.187 09/25/2027 FHL3127A					
	07/25/24	Paid Down 35.63 Par Value Trade Date 7/25/24	-34.18	35.63	1.45
F H L M C Multiclass Mtg Partn C M O Ser K728 CI A2 08/25/2024 Var FHL3024					
	07/25/24	Paid Down 3,154.97 Par Value Trade Date 7/25/24	-3,210.19	3,154.97	-55.22



CITY OF MENIFEE
ACCOUNT NUMBER: 6736302020

Page 41 of 46
July 1, 2024 to July 31, 2024

SALE/MATURITY SUMMARY (continued)

	Settlement Date	Description	Tax Cost	Proceeds	Estimated Gain/Loss
Federal Farm Credit Bks					
0.650 06/09/2025					
3133EMF98					
	07/30/24	Sold 4,000,000 Par Value Trade Date 7/29/24 Sold Through Td Securities (USA) Sold On The Marketaxess Corporation Swift External Ref#: 8421103133763634 4,000,000 Par Value At 96.39 %	-4,000,000.00	3,855,600.00	-144,400.00
Gm Fin Cons Auto Rec					
A B S Ser 2022 1 CI A3					
1.260 11/16/2026					
GFC1226					
	07/16/24	Paid Down 451.37 Par Value Trade Date 7/16/24	-451.33	451.37	0.04
Gm Fin Cons Auto Rec Tr					
A B S Ser 2021 4 CI A 3					
0.680 09/16/2026					
GFC0626					
	07/16/24	Paid Down 405.26 Par Value Trade Date 7/16/24	-405.25	405.26	0.01
Honda Auto Rec Ownr Tr					
A B S Ser 2022 1 CI A 3					
1.880 05/15/2026					
HAR1826					
	07/15/24	Paid Down 4,992.21 Par Value Trade Date 7/15/24	-4,802.07	4,992.21	190.14



CITY OF MENIFEE
ACCOUNT NUMBER: 6736302020

Page 42 of 46
July 1, 2024 to July 31, 2024

SALE/MATURITY SUMMARY (continued)

	Settlement Date	Description	Tax Cost	Proceeds	Estimated Gain/Loss
Honda Auto Rec Ownr Tr 2021 4 A B S Ser 2021 4 CI A3 01/21/2026 Var HAR0826					
	07/22/24	Paid Down 423.05 Par Value Trade Date 7/21/24	-422.96	423.05	0.09
Hyundai Auto Rec Tr A B S Ser 2021 C CI A3 0.740 05/15/2026 HAR0726					
	07/15/24	Paid Down 951.96 Par Value Trade Date 7/15/24	-938.31	951.96	13.65
Hyundai Auto Rec Tr A B S Ser 2022 A CI A3 10/15/2026 Var HAR2226					
	07/15/24	Paid Down 1,309.5 Par Value Trade Date 7/15/24	-1,309.45	1,309.50	0.05
John Deere Own A B S Ser 2021 B CI A 3 03/16/2026 Var JDO0926					
	07/15/24	Paid Down 371.13 Par Value Trade Date 7/15/24	-371.10	371.13	0.03



CITY OF MENIFEE
ACCOUNT NUMBER: 6736302020

Page 43 of 46
July 1, 2024 to July 31, 2024

SALE/MATURITY SUMMARY (continued)

	Settlement Date	Description	Tax Cost	Proceeds	Estimated Gain/Loss
John Deere Owner Tr					
A B S Ser 2022 CI A 3					
09/15/2026 Var					
JDO2326					
	07/15/24	Paid Down 409.91 Par Value Trade Date 7/15/24	-409.82	409.91	0.09
John Deere Ownr Tr					
A B S Ser 2022 B CI A3					
02/16/2027 Var					
JDO6827					
	07/15/24	Paid Down 613.15 Par Value Trade Date 7/15/24	-613.09	613.15	0.06
Royal Bank Of Canada					
Medium Term Note					
2.550 7/16/2024					
78013XZU5					
	07/16/24	Matured 40,000 Par Value Trade Date 7/16/24 40,000 Par Value At 100 %	-40,598.00	40,000.00	-598.00
Salesforce Com Inc					
0.625 07/15/2024					
79466LAG9					
	07/15/24	Matured 40,000 Par Value Trade Date 7/15/24 40,000 Par Value At 100 %	-39,628.55	40,000.00	371.45

CITY OF MENIFEE
ACCOUNT NUMBER: 6736302020Page 44 of 46
July 1, 2024 to July 31, 2024**SALE/MATURITY SUMMARY (continued)**

	Settlement Date	Description	Tax Cost	Proceeds	Estimated Gain/Loss
Toyota Auto Rec Own Tr A B S Ser 2021 D CI A 3 04/15/2026 Var TAR0726					
	07/15/24	Paid Down 3,108.94 Par Value Trade Date 7/15/24	-2,927.87	3,108.94	181.07
Toyota Auto Rec Own Tr A B S Ser 2022 C CI A 3 3.760 04/15/2027 TAR3727					
	07/15/24	Paid Down 261.91 Par Value Trade Date 7/15/24	-257.55	261.91	4.36
Total Taxable Bonds			-\$4,113,027.56	\$3,968,469.93	-\$144,557.63
Total Sales & Maturities			-\$4,113,027.56	\$3,968,469.93	-\$144,557.63

SALE/MATURITY SUMMARY MESSAGES

Estimated Year-To-Date Short-Term Gain (Loss): \$222.88

Estimated Year-To-Date Long-Term Gain (Loss): (\$701,276.45)

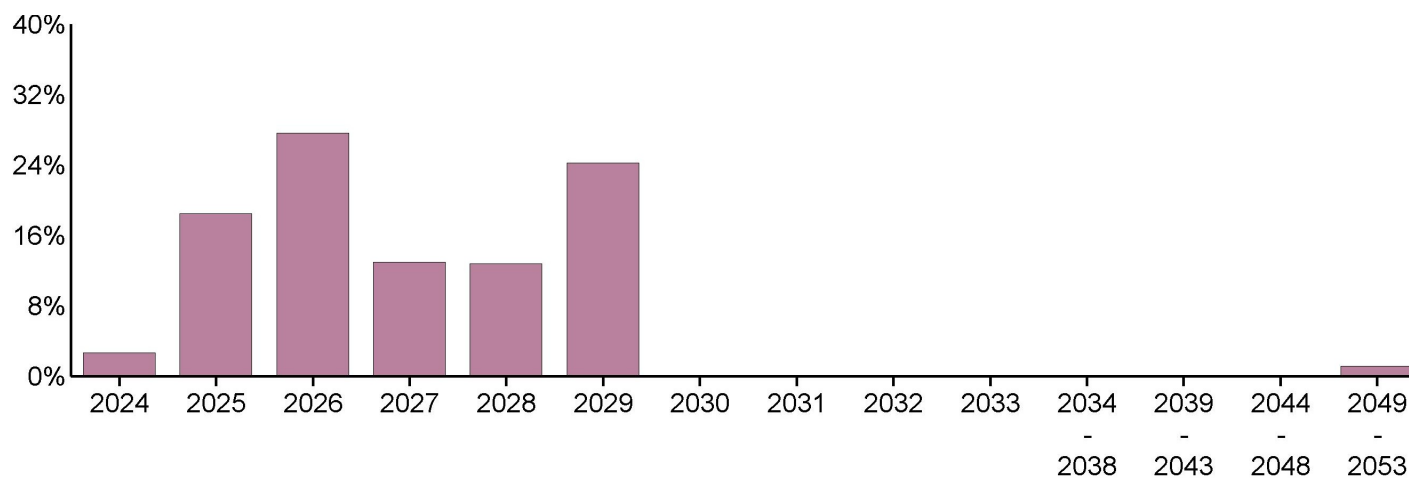
Estimates should not be used for tax purposes



CITY OF MENIFEE
ACCOUNT NUMBER: 6736302020

Page 45 of 46
July 1, 2024 to July 31, 2024

BOND SUMMARY



	Par Value	Market Value	Percentage of Category
MATURITY			
2024	3,388,789.85	3,358,782.94	2.66
2025	24,001,222.60	23,402,664.58	18.50
2026	36,675,252.68	34,975,719.46	27.65
2027	16,557,291.65	16,416,717.08	12.98
2028	16,180,000.00	16,197,974.50	12.81
2029	30,580,000.00	30,711,662.45	24.27
2030	0.00	0.00	0.00
2031	0.00	0.00	0.00
2032	0.00	0.00	0.00
2033	0.00	0.00	0.00
2034 - 2038	0.00	0.00	0.00
2039 - 2043	0.00	0.00	0.00
2044 - 2048	0.00	0.00	0.00
2049 - 2053	1,500,000.00	1,442,055.00	1.13
Total of Category	\$128,882,556.78	\$126,505,576.01	100.00



CITY OF MENIFEE
ACCOUNT NUMBER: 6736302020

Page 46 of 46
July 1, 2024 to July 31, 2024

BOND SUMMARY (continued)

	Par Value	Market Value	Percentage of Category
MOODY'S RATING			
Aaa	92,987,281.75	90,852,875.26	71.81
Aa2	55,000.00	52,034.45	0.04
Aa3	90,000.00	87,432.95	0.07
A1	18,907,000.00	18,787,574.15	14.85
A2	4,245,000.00	4,271,566.15	3.38
A3	7,335,000.00	7,320,385.40	5.79
Baa1	30,000.00	28,805.70	0.02
N/A	5,233,275.03	5,104,901.95	4.04
Total of Category	\$128,882,556.78	\$126,505,576.01	100.00

S&P RATING			
AAA	5,826,658.96	5,737,448.19	4.54
AA+	29,450,000.00	28,044,495.15	22.17
AA	115,000.00	108,518.45	0.09
AA-	700,000.00	705,852.00	0.56
A+	5,155,000.00	5,201,692.30	4.10
A	13,785,000.00	13,808,641.50	10.91
A-	10,907,000.00	10,723,094.55	8.48
N/A	62,943,897.82	62,175,833.87	49.15
Total of Category	\$128,882,556.78	\$126,505,576.01	100.00

BOND SUMMARY MESSAGES

Data contained within this section excluded Mutual Funds, Exchange Traded Funds, and Closed-Ended Funds.

Glossary

Accretion - The accumulation of the value of a discounted bond until maturity.

Adjusted Prior Market Realized Gain/Loss - The difference between the proceeds and the Prior Market Value of the transaction.

Adjusted Prior Market Unrealized Gain/Loss - The difference between the Market Value and the Adjusted Prior Market Value.

Adjusted Prior Market Value - A figure calculated using the beginning Market Value for the fiscal year, adjusted for all asset related transactions during the period, employing an average cost methodology.

Amortization - The decrease in value of a premium bond until maturity.

Asset - Anything owned that has commercial exchange value. Assets may consist of specific property or of claims against others, in contrast to obligations due to others (liabilities).

Bond Rating - A measurement of a bond's quality based upon the issuer's financial condition. Ratings are assigned by independent rating services, such as Moody's, or S&P, and reflect their opinion of the issuer's ability to meet the scheduled interest and principal repayments for the bond.

Cash - Cash activity that includes both income and principal cash categories.

Change in Unrealized Gain/Loss - Also reported as Gain/Loss in Period in the Asset Detail section. This figure shows the market appreciation (depreciation) for the current period.

Cost Basis (Book Value) - The original price of an asset, normally the purchase price or appraised value at the time of acquisition. Book Value method maintains an average cost for each asset.

Cost Basis (Tax Basis) - The original price of an asset, normally the purchase price or appraised value at the time of acquisition. Tax Basis uses client determined methods such as Last-In-First-Out (LIFO), First-In-First-Out (FIFO), Average, Minimum Gain, and Maximum Gain.

Ending Accrual - (Also reported as Accrued Income) Income earned but not yet received, or expenses incurred but not yet paid, as of the end of the reporting period.

Estimated Annual Income - The amount of income a particular asset is anticipated to earn over the next year. The shares multiplied by annual income rate.

Estimated Current Yield - The annual rate of return on an investment expressed as a percentage. For stocks, yield is calculated by taking the annual dividend payments divided by the stock's current share price. For bonds, yield is calculated by the coupon rate divided by the bond's market price.

Ex-Dividend Date - (Also reported as Ex-Date) For stock trades, the person who owns the security on the ex-dividend date will earn the dividend, regardless of who currently owns the stock.

Income Cash - A category of cash comprised of ordinary earnings derived from investments, usually dividends and interest.

Market Value - The price per unit multiplied by the number of units.

Maturity Date - The date on which an obligation or note matures.

Payable Date - The date on which a dividend, mutual fund distribution, or interest on a bond will be made.

Principal Cash - A category of cash comprised of cash, deposits, cash withdrawals and the cash flows generated from purchases or sales of investments.

Realized Gain/Loss Calculation - The Proceeds less the Cost Basis of a transaction.

Settlement Date - The date on which a trade settles and cash or securities are credited or debited to the account.

Trade Date - The date a trade is legally entered into.

Unrealized Gain/Loss - The difference between the Market Value and Cost Basis at the end of the current period.

Yield on/at Market - The annual rate of return on an investment expressed as a percentage. For stocks, yield is calculated by the annual dividend payments divided by the stock's current share price. For bonds, yield is calculated by the coupon rate divided by the bond's market price.

The terms defined in this glossary are only for use when reviewing your account statement. Please contact your Relationship Manager with any questions.



020631
-UC-214

U.S. Bank
1555 N. Rivercenter Dr.
Suite 300
Milwaukee, WI 53212

000017032 06 SP 000638767476252 S

CITY OF MENIFEE
FINANCE DEPARTMENT
29844 HAUN ROAD
MENIFEE, CA 92586

