



CITY OF MENIFEE

Preliminary Engineer's Report



Fiscal Year 2025-26

Landscape and Lighting Maintenance District
No. 89-1-Consolidated Volume 1

Table of Contents

Sections

i. Introduction	i
1. Plans and Specifications	1
2. Cost Estimate	4
3. Method of Apportionment of Assessment	28
4. Assessment Rolls	35
5. Assessment Diagrams	36

Tables

Table i-1 Summary of Assessments	iv
Table 2-1 Zone 3 Budget	5
Table 2-2 Zone 27 Budget	6
Table 2-3 Zone 37 Budget	7
Table 2-4 Zone 38 Budget	8
Table 2-5 Zone 44 Budget	9
Table 2-6 Zone 47 Budget	10
Table 2-7 Zone 49 Budget	11
Table 2-8 Zone 63 Budget	12
Table 2-9 Zone 69 Budget	13
Table 2-10 Zone 76 Budget	14
Table 2-11 Zone 77 Budget	15
Table 2-12 Zone 81 Budget	16
Table 2-13 Zone 113 Budget	17
Table 2-14 Zone 114 Budget	18
Table 2-15 Zone 117 Budget	19
Table 2-16 Zone 118 Budget	20
Table 2-17 Zone 121 Budget	21
Table 2-18 Zone 129 Budget	22

Table of Contents

Table 2-19 Zone 130 Budget	23
Table 2-20 Zone 133 Budget	24
Table 2-21 Zone 163 Budget	25
Table 2-22 Zone 167 Budget	26
Table 2-23 Zone 176 Budget	27
Table 3-1 Proposed Assessment	32
Table 3-2 Assessments by Zone	33

Appendices

Appendix A – Assessment Rolls

Appendix B – Assessment Diagrams

AGENCY: CITY OF MENIFEE
PROJECT: LANDSCAPING AND LIGHTING MAINTENANCE DISTRICT NO. 89-1 CONSOLIDATED VOLUME 1
TO: CITY COUNCIL
CITY OF MENIFEE
STATE OF CALIFORNIA

REPORT PURSUANT TO "LANDSCAPING AND LIGHTING ACT OF 1972"

Pursuant to direction from the City Council (the "City Council") of the City of Menifee (the "City"), State of California, submitted herewith is the Engineer's Report (hereinafter referred to as the "Report") for Landscaping and Lighting Maintenance District No. 89-1-Consolidated, Volume 1, consisting of the following parts, pursuant to the provisions of Division 15, Part 2 of the Streets and Highways Code of the State of California, being the Landscaping and Lighting Act of 1972 (the "Act"), as amended, commencing with Section 22500, and which is in accordance with Resolution No. 25-XXXX adopted by the City of Menifee City Council, Riverside County, California ordering preparation of the Report for Landscaping and Lighting Maintenance District No. 89-1-Consolidated, Volume 1 (hereinafter referred to as the "LMD 89-1-C" or "District" or "Zones"). This Report is applicable for the ensuing 12-month period, being the Fiscal Year commencing July 1, 2025, to June 30, 2026.

- Section 1 **PLANS AND SPECIFICATIONS** of the improvements to be maintained and/or improved for the Fiscal Year. The plans and specifications show and describe the existing improvements, and are sufficient in showing and describing the general nature, location and extent of the improvements.
- Section 2 The **COST ESTIMATE** of the improvements to be maintained and/or improved for the mentioned Fiscal Year.
- Section 3 A **METHOD OF APPORTIONMENT OF ASSESSMENT** calculates the receipt of special benefit and the general benefit derived from the installation and maintenance and servicing of the respective improvements located throughout the District, and the methodology used to apportion the total assessment to the properties within the District.
- Section 4 An **ASSESSMENT ROLL** showing the proportionate amount of the assessment to be charged in proportion to the benefits to be received by each lot or parcel within the boundaries as shown on the below-referenced Diagram.
- Section 5 An **ASSESSMENT DIAGRAM** of the District. Said Diagrams shall show the exterior boundaries of the District and the boundaries of any zones within the District. Reference is made to the County Assessor's Maps for a detailed description of the lines and dimensions of any lots or parcels. The lines and dimensions of each lot shall conform to those shown on the County Assessor's Maps for the Fiscal Year to which the Report applies.

Background

This Combined Annual Engineer's Report is prepared in compliance with the requirements of Article 4, Chapter 1, of the Landscaping and Lighting Act of 1972, which is Part 2, Division 15 of the California Streets and Highways Code.

Since the Passage of Proposition 218, Right to Vote on Taxes Act, which added Articles XIII C and XIII D to the California Constitution, new procedures must be followed to levy annual assessments under the Landscaping and Lighting Act.

Proposition 218 requires that all annual assessments be supported by a detailed Engineer's Report prepared by a registered professional engineer. The Report includes the information required by law.

The Act provides for the annual levy of assessments for the Landscaping and Lighting Maintenance District No. 89-1-Consolidated for the express purpose of installing, maintaining, and servicing landscaping, trails, fossil filters and bio-swales; providing electricity for streetlights; the maintenance and electricity for traffic signals and bridge lights; and graffiti abatement improvements. The costs associated with the installation, maintenance, and servicing of the improvements may be assessed against those properties which are specially benefited by the installation, maintenance, and servicing. A City may levy annual assessments for an assessment district after complying with the requirements of the Act, and the provisions in Proposition 218.

In accordance with Proposition 218, property owners of the assessed parcels must approve any new or increased assessments. Zones included in this Report have been previously approved by property owners in accordance with Proposition 218.

Description of Improvements

Currently there are 73 locations within 42 LMD 89-1-C Zones: 23 separate zones of benefit (54 locations), and 19 street lighting zones of benefits (19 locations) encompassing approximately 8,702 parcels.

There are 69 maintained locations within the City, and 4 locations within the City, which have no improvements and are, therefore, not yet maintained.

The Combined Annual Engineer's Report will cover the 42 existing Zones. New or pending Zones that will be approved for Fiscal Year 2025-26 will be presented to the City Council under separate reports.

Total Locations

- ◆ Total number of Locations: 73
- ◆ Total number of Zones: 42
- ◆ Zones of Benefit: 23
- ◆ Street Lighting Zones of Benefit: 19

Total Maintained Areas

- ◆ Total number of Maintained Locations: 69, within 39 Zones of Benefit
- ◆ Total number of Maintained Street Lighting Zones: 17
- ◆ Total number of Parcels: 8,657
- ◆ Total number of Maintained Trees: 2,369
- ◆ Total number of Maintained Fossil Filters: 197
- ◆ Total number of Maintained Streetlights: 92
- ◆ Total number of Maintained Traffic Signals: 25

Designation of existing Zones/Locations:

Volume 1: Zones 3, 27, 37, 38, 44, 47, 49, 63, 69, 76, 77, 81, 113, 114, 117, 118, 121, 129, 130, 133, 163, 167, and 176.

Volume 2: Street Lighting Zones 1, 6, 8, 23, 24, 28, 32, 34, 49, 51, 79, 80, 83, 84, 87, 90, 92, 105, and 106.

Assessment Units

Acreage-based: Zones 113, 118, 130, 163, 167, and 176. Street Lighting Zones 8, 23, 24, 28, 32, 34, 49, 51, 79, 80, 83, 84, 87, 90, 92, 105, and 106.

Parcel-based: Zones 3, 27, 37, 38, 44, 47, 49, 63, 69, 76, 77, 81, 114, 117, 121, 129, and 133, and Street Lighting Zones 1 and 6.

Maintained Zones/Locations

Zone 3 Locations 1, 3, 4, 5, 6, 8, 10 through 19, 21, 22, 26, 27, 28, 30, 32, 36, 39, 41, 50, 51, and 52, Zone 27, Zone 37 Locations 1 and 2, Zone 38, Zone 44 Locations 1, 2A, and 3B, Zone 47, Zone 49, Zone 63, Zone 69, Zone 77, Zone 81, Zone 113, Zone 114, Zone 117, Zone 118, Zone 121, Zone 129, Zone 130, Zone 133, Zone 163, Zone 167, and Zone 176 and Street Lighting Zone 1, Street Lighting Zone 6, Street Lighting Zone 23, Street Lighting Zone 24, Street Lighting Zone 28, Street Lighting Zone 32, Street Lighting Zone 34, Street Lighting Zone 51, Street Lighting Zone 79, Street Lighting Zone 80, Street Lighting Zone 83, Street Lighting Zone 84, Street Lighting Zone 87, Street Lighting Zone 90, Street Lighting Zone 92, Street Lighting Zone 105, and Street Lighting Zone 106.

Non-Maintained Zones/Locations (Improvements not yet installed and/or accepted for maintenance):

Zone 76, Street Lighting Zone 8, and Street Lighting Zone 49.

Reduced or Zero Assessment Zones/Locations:

Zone 76, Street Lighting Zone 8, and Street Lighting Zone 49.

Changes in Organization

Volume 1 Zones 25 and 60 have been removed from LMD 89-1-C in Fiscal Year 2021-22.

Description of Improvements and Services

The improvements for the District and Zones may be generally described as follows:

The installation, maintenance and servicing of ornamental structures, fences, multi-purpose trails, including trees, shrubs, grass, and other ornamental vegetation, and appurtenant facilities, including irrigation systems, street lighting, traffic signals, and bridge lights, and drainage devices (bio swales and fossil filters), located in public places within the boundaries of the Zones. Maintenance means the furnishing of services and materials for the ordinary and usual maintenance, operation, and servicing of any improvement, including: repair, removal, or replacement of all or part of any improvement; providing for the life, growth, health, and beauty of landscaping, including cultivation, irrigation, trimming, spraying, fertilizing, or treating for disease or injury; the removal of trimmings, rubbish, debris, and other solid waste; the cleaning, sandblasting, and painting of walls and other improvements to remove or cover graffiti. Servicing means the furnishing of electricity for the lighting and operation of any ornamental structures, landscaping, and appurtenant facilities; water for the irrigation and control of the landscaping, and the maintenance of any of the ornamental structures, landscaping and appurtenant facilities.

Article XIII D of the California Constitution defines "maintenance and operation expenses" as "the cost of rent, repair, replacement, rehabilitation, fuel, power, electrical current, care and supervision necessary to properly operate and maintain a permanent public improvement." The District's funding includes, but is not limited to, the removal, repair and replacement and appurtenances, electrical energy, supplies, engineering and incidental costs relating to the maintenance and operation of the improvements benefiting the District's parcels.

Table i-1

Summary of Assessments Budgeted for Fiscal Year 2025-26

Zone	Maintenance & Service Costs	Administrative Costs	Total Costs	Maximum Assessment	Est Parcels to be Assessed
Zone 3	\$363,330	\$15,152	\$378,482	\$278,483	3,548
Zone 27	\$10,781	\$950	\$11,731	\$17,346	52
Zone 37	\$36,110	\$2,817	\$38,927	\$68,421	394
Zone 38	\$86,626	\$2,810	\$89,436	\$54,714	239
Zone 44	\$53,819	\$5,858	\$59,677	\$108,688	1,243
Zone 47	\$9,621	\$861	\$10,482	\$18,390	228
Zone 49	\$2,048	\$286	\$2,334	\$2,473	192
Zone 63	\$9,799	\$938	\$10,737	\$27,389	178
Zone 69	\$61,777	\$3,374	\$65,151	\$68,131	128
Zone 76	\$0	\$0	\$0	\$10,080	0
Zone 77	\$55,819	\$1,486	\$57,305	\$33,550	70
Zone 81	\$50,624	\$2,766	\$53,390	\$88,934	103
Zone 113	\$1,000	\$489	\$1,489	\$8,187	4
Zone 114	\$1,000	\$535	\$1,535	\$6,935	258
Zone 117	\$10,172	\$993	\$11,165	\$18,621	483
Zone 118	\$5,029	\$414	\$5,443	\$6,564	1
Zone 121	\$1,800	\$667	\$2,467	\$5,855	715
Zone 129	\$1,300	\$403	\$1,703	\$4,268	269
Zone 130	\$12,078	\$1,015	\$13,093	\$25,674	22
Zone 133	\$105,082	\$7,632	\$112,714	\$478,176	511
Zone 163	\$791	\$144	\$935	\$1,003	1
Zone 167	\$25,871	\$1,718	\$27,589	\$32,677	13
Zone 176	\$3,814	\$133	\$3,947	\$7,291	5

Description of Improvements

The District is located throughout the County of Riverside. This Report provides information specific to the Zones within the boundaries of the City of Menifee. LMD 89-1-C maintains and services 75 locations throughout the City of Menifee. The District contains a total of 42 separate zones of benefit including 19 street lighting zones of benefit. Each Zone is created within the District in order to apportion the annual costs of the maintenance of the authorized improvements and the administration of the District to each property according to special benefit to be conferred on each such property by such improvements. The following information is specific to the Zones within the boundaries of the City.

Zone 3 generally includes the installation and planting of landscaping and the maintenance and servicing of landscape improvements within public right-of-ways of:

Bellamy Ln	Chester Morrison Way	Honeyrun Rd	Mantle Dr
Bellwood Dr	Corson Ave	La Ladera Rd	McCall Blvd
Bradley Rd	Craig Ave	La Piedra Rd	McLaughlin Rd
Briarlea Rd	Evans Rd	Lazy Creek Rd	Milena Dr
Bridal Veil Ln	Gavino Ct	Little Reb Pl	Murrieta Rd
Chambers Ave	Holland Rd	Lone Pine St	Newport Rd
Normandy Rd	Scott Rd	Starr Dr	Twin Pines St
Park City Ave	Sequoia Springs Dr	Stern Dr	Valley Blvd
Ridgemoor Rd	Sherman Rd	Thorton Ave	

Zone 27 generally includes the maintenance and servicing of landscaping and fossil filters improvements within public right-of-ways of:

Murrieta Rd	Paperflower Ln	Ridgemoor Rd
-------------	----------------	--------------

Zone 37 generally includes the installation and planting of landscaping, multi-purpose trails and fencing and the maintenance and servicing of landscape, multi-purpose trails and fencing improvements within public right-of-ways of:

Goetz Rd

Zone 38 generally includes the installation and planting of landscaping, multi-purpose trails, fencing and bio-swales and the maintenance and servicing of landscape, multi-purpose trails, fencing, and bio-swale improvements within public right-of-ways of:

Amber Rock Dr	Murrieta Rd	Skyward Trl	Turfwood St
Geary St	Rouse Rd	Thornton Ave	Valley Blvd

Zone 44 generally includes the maintenance and servicing of fossil filters improvements within public right-of-ways of:

Aquifer Ln	Breakwater Ct	Heritage Dr	Lido Dr
Black Bay Dr	Castle Cove Ct	Heritage Lake Dr	Lindenberger Rd
Balboa Ct	Coral Island Ct	Hide Away Ct	Little Brook Ln
Bay Bridge Ct	Dawns Pass Dr	Horizon Ct	Little Lake Ct
Benton Pond Dr	Falling Water Dr	Lake Hills Dr	Longleaf St
Black Meadow Ct	Half Moon Bay Dr	Lake Ridge Dr	Lookout Point Ln
Bluewater Ct	Hawkesbury Ct	Lakes Landing Dr	McCall Blvd
Menifee Rd	River Shore Ct	Stonehurst Dr	Watercrest Dr
Mojave Dr	Rocky Cove Dr	Stowaway Dr	Watermark Dr
North Bay Ln	Shelter Cove Ct	Trailhead Dr	Whitewater Dr
Reflection Way	Simpson Rd	Twin Harbor Dr	
Riptide Dr	Steamboat Dr	Walker Point Ln	

Zone 47 generally includes the installation and planting of landscaping and the maintenance and servicing of landscape improvements within public right-of-ways of:

Newport Rd

Zone 49 generally includes the maintenance and servicing of fossil filters improvements within public right-of-ways of:

Craig Ave

Zone 63 generally includes the maintenance and servicing of fossil filters improvements within public right-of-ways of:

Brentworth St Garbani Rd	Haleblain Rd Menifee Rd	Middlebrook Ln Morningside Ln	Waterford Rd
-----------------------------	----------------------------	----------------------------------	--------------

Zone 69 generally includes the installation and planting of landscaping and the maintenance and servicing of parkway landscaping, multi-purpose trail, fencing, fossil filter, and future median landscaping improvements within public right-of-ways of:

Blasingame Way Clayman St Garbani Rd	Harden St Haun Rd	Lacosse St Lanham St	Ruxton St Sherman Rd
--	----------------------	-------------------------	-------------------------

Zone 76 generally includes the maintenance and servicing of fossil filters improvements within public right-of-ways of:

Cider St	Palomar Rd
----------	------------

Zone 77 generally includes the installation and planting of landscaping and fencing and the maintenance and servicing of parkway landscaping, fencing, fossil filters, and future median landscaping improvements within public right-of-ways of:

Beth Dr	Byers St	Craig Ave	Murrieta Rd
---------	----------	-----------	-------------

Zone 81 generally includes the installation and planting of landscaping and the maintenance and servicing of landscaping, multi-purpose trail, fence, fossil filters, traffic signal, and graffiti abatement improvements within public right-of-ways of:

Blasingame Way Bramwell St Garbani Rd Garlinton St	Haun Rd Linda Lee Dr McClain St	Montague St Scott Rd Sherman Rd	Taton Ct Tupelo Rd Whitfield St
---	---------------------------------------	---------------------------------------	---------------------------------------

Zone 113 generally includes the maintenance and servicing of traffic signal and streetlight improvements within public right-of-ways of:

Bradley Rd	Chatham Ln	McCall Blvd	Tioga Ln
------------	------------	-------------	----------

Zone 114 generally includes the maintenance and servicing of traffic signal improvements within public right-of-ways of:

Antelope Rd Garbani Rd	I-215 NB Ramp	I-215 SB Ramp	Scott Rd
---------------------------	---------------	---------------	----------

Zone 117 generally includes the maintenance and servicing of fossil filters and traffic signal improvements within public right-of-ways of:

Lindenberger Rd Maritime Way	Serenity Falls Way Simpson Rd	Spring Creek Way	Sunrise Skies Way
---------------------------------	----------------------------------	------------------	-------------------

Zone 118 generally includes the maintenance and servicing of fossil filters, streetlight, and traffic signal improvements within public right-of-ways of:

Albion Ln	Antelope Rd	Hanover Ln	Holland Rd
-----------	-------------	------------	------------

Zone 121 generally includes the maintenance and servicing of traffic signal improvements within public right-of-ways of:

Holland Rd Laguna Vista Dr	Menifee Rd	Newport Rd	Tres Lagos Dr
-------------------------------	------------	------------	---------------

Zone 129 generally includes the maintenance and servicing of traffic signal improvements within public right-of-ways of:

Menifee Rd	Simpson Rd	Trailhead Dr
------------	------------	--------------

Zone 130 generally includes the maintenance and servicing of traffic signal improvements within public right-of-ways of:

Haun Rd	La Piedra Rd
---------	--------------

Zone 133 generally includes the installation and planting of landscaping and the maintenance and servicing of landscape and landscaped medians, future landscape medians, fenced trail, graffiti abatement, and maintenance and servicing of streetlights and traffic signal improvements within the public right-of-way of:

Beth Ave
Craig Ave

Evans Rd

Garbani Rd

Murrieta Rd

Zone 163 generally includes the maintenance and servicing of traffic signal improvements within public right-of-way of:

Newport Rd

Winter Hawk Rd

Zone 167 generally includes the maintenance and servicing of median landscaping, fossil filters, and traffic signals, and the provisions of electricity for streetlights and traffic signals with the public right-of-way:

Antelope Rd

Newport Rd

Palm Villa Dr

Pampas St

Zone 176 generally includes the maintenance and servicing of fossil filters and traffic signals, the provision of electricity for streetlights and traffic signals, and ensuring the maintenance of dormant trails within the public right-of-way:

Baily Park Blvd

Scott Rd

Zeiders Rd

Intersection of Scott Rd
& Haun Rd / Zeiders Rd

Maintenance Plans

Plans for the improvements for the Zones are voluminous and are not bound in this Report but by this reference are incorporated and made a part of this Report. The Plans for maintained Zones are on file at City Hall, 29844 Haun Rd., Menifee, CA 92586, where they are available for public inspection.

Reduced maps of the maintained improvements are filed in Appendix B of this Report; see Assessment Diagrams.

The cost estimate contains each of the items specified in Section 22569 of the Landscaping and Lighting Act of 1972. The Act provides that the estimated costs of the improvements shall include the total cost of the improvements for the entire Fiscal Year 2025-26, including incidental expenses, which may include operating reserves.

The Act also provides that the amount of any surplus, deficit, or contribution be included in the estimated cost of improvements. The net amount to be assessed on the lots or parcels within the Zones is the total cost of installation, maintenance, and servicing with adjustments either positive or negative for reserves, surpluses, deficits, and/or contributions.

The inflation factor, for those Zones with an inflation factor in place, may increase budgets for Zones which have not been accepted for maintenance as if assessed. However, the amount to levy may be credited resulting in a zero assessment.

Each succeeding Fiscal Year the special assessment for Zones 27, 37, 38, 44, 47, 49, 63, 69, 76, 77, 81, 113, 114, 117, 118, 121, 129, 130, 133, 163, 167, and 176 may be subject to an annual adjustment that is the greater of two percent (2.00%) or the cumulative percentage increase, if any, in the Consumer Price Index for all Urban Consumers, or the Consumer Price Index for all Urban Consumers for "electricity" (as applicable) ("CPI-U") for the Riverside-San Bernardino-Ontario California Standard Metropolitan Statistical area ("Index") published by the Bureau of Labor Statistics of the United States Department of Labor. The annual CPI-U adjustment will be based on the cumulative increase, if any, in the Index as it stands on March of each year over the base Index. Any increase larger than the greater of 2.00% or the CPI-U annual adjustment requires a majority approval of all the property owners within each of the benefit zones in the District. There is a 2.52% proposed inflationary increase in the assessment per acre or per parcel as applicable in Zones 27, 37, 38, 44, 47, 49, 63, 69, 76, 77, 81, 113, 114, 117, 118, 121, 129, 130, 133, 163, 167, and 176 over the assessment levied for Fiscal Year 2024-25, which is consistent with the ballot proposition approved by the qualified electors when establishing said zones.

Table 2-1
Zone 3

Direct Costs	Estimated through June 30	
	FY 2024-25	FY 2025-26
Backflow Certification	\$4,500.00	\$10,000.00
Electricity	\$4,799.00	\$4,000.00
Maintenance Personnel	\$0.00	\$0.00
Landscaping/Contractual Svcs	\$96,347.00	\$96,347.00
Repair and Replacement	\$6,000.00	\$6,000.00
Tree Trimming (cycle is 1-4 years)	\$44,653.00	\$21,983.00
Water	\$181,402.00	\$225,000.00
Total Direct Costs	\$337,701.00	\$363,330.00
Indirect Costs		
Assessment Engineer	\$13,372.00	\$13,640.00
Auditor-Controller	\$1,333.00	\$1,512.00
City Administration	\$0.00	\$0.00
Total Indirect Costs	\$14,705.00	\$15,152.00
Total Costs	\$352,406.00	\$378,482.00
Collection/(Contribution)		
Operating Reserve	\$0.00	\$0.00
Capital Replacement	\$0.00	\$0.00
City Contribution	(\$73,924.02)	(\$99,999.20)
Total Adjustments	(\$73,924.02)	(\$99,999.20)
Total Assessment	\$278,481.98	\$278,482.80
Reserve Fund Balances		
Beginning Operating Reserve ¹		(\$26,645.65)
Reserve Collection		\$0.00
Reserve/City Contribution		(\$99,999.20)
Est. Ending Operating Reserve		(\$126,644.85)
Beginning Capital Replacement Reserve		\$0.00
Reserve Collection		\$0.00
Reserve Contribution		\$0.00
Est. Ending Capital Replacement Reserve		\$0.00

¹ Starting fund balance is a projected amount through June 30, 2025.

Table 2-2
Zone 27

Direct Costs	Estimated through June 30	
	FY 2024-25	FY 2025-26
Backflow Certification	\$125.00	\$120.00
Electricity	\$150.00	\$150.00
Maintenance Personnel	\$6,016.00	\$7,082.00
Fossil Filters/Contractual Svcs	\$581.00	\$429.00
Landscaping/Contractual Svcs	\$907.00	\$1,000.00
Repair and Replacement	\$1,000.00	\$1,000.00
Tree Trimming (cycle is 1-4 years)	\$4,534.00	\$0.00
Water	\$1,000.00	\$1,000.00
Total Direct Costs	\$14,313.00	\$10,781.00
Indirect Costs		
Assessment Engineer	\$651.00	\$836.00
Auditor-Controller	\$109.00	\$114.00
City Administration	\$0.00	\$0.00
STAX Property Finder	\$167.71	\$0.00
Total Indirect Costs	\$927.71	\$950.00
Total Costs	\$15,240.71	\$11,731.00
Collection/(Contribution)		
Operating Reserve	\$0.00	\$0.00
Capital Replacement	\$1,678.01	\$5,614.50
Total Adjustments	\$1,678.01	\$5,614.50
Total Assessment	\$16,918.72	\$17,345.50
Reserve Fund Balances		
Beginning Operating Reserve ¹		\$5,841.00
Reserve Collection		\$0.00
Reserve Contribution		\$0.00
Est. Ending Operating Reserve		\$5,841.00
Beginning Capital Replacement Reserve		\$88,380.80
Reserve Collection		\$5,614.50
Reserve Contribution		\$0.00
Est. Ending Capital Replacement Reserve		\$93,995.30

¹ Starting fund balance is a projected amount through June 30, 2025.

Table 2-3
Zone 37

Direct Costs	Estimated through June 30	
	FY 2024-25	FY 2025-26
Backflow Certification	\$125.00	\$120.00
Electricity	\$220.00	\$200.00
Maintenance Personnel	\$18,076.00	\$14,813.00
Landscaping/Contractual Svcs	\$4,777.00	\$4,777.00
Repair and Replacement	\$1,200.00	\$1,200.00
Tree Trimming (cycle is 1-4 years)	\$3,813.00	\$0.00
Water	\$13,723.00	\$15,000.00
Total Direct Costs	\$41,934.00	\$36,110.00
Indirect Costs		
Assessment Engineer	\$2,001.00	\$2,567.00
Auditor-Controller	\$229.00	\$250.00
City Administration	\$0.00	\$0.00
STAX Property Finder	\$515.37	\$0.00
Total Indirect Costs	\$2,745.37	\$2,817.00
Total Costs	\$44,679.37	\$38,927.00
Collection/(Contribution)		
Operating Reserve	\$0.00	\$0.00
Capital Replacement	(\$1,433.93)	\$4,322.38
Total Adjustments	(\$1,433.93)	\$4,322.38
Total Assessment	\$43,245.44	\$43,249.38
Reserve Fund Balances		
Beginning Operating Reserve ¹		\$19,463.50
Reserve Collection		\$0.00
Reserve Contribution		\$0.00
Est. Ending Operating Reserve		\$19,463.50
Beginning Capital Replacement Reserve		\$235,840.07
Reserve Collection		\$4,322.38
Reserve Contribution		\$0.00
Est. Ending Capital Replacement Reserve		\$240,162.45

¹ Starting fund balance is a projected amount through June 30, 2025.

Table 2-4
Zone 38

Direct Costs	Estimated through June 30	
	FY 2024-25	FY 2025-26
Backflow Certification	\$375.00	\$600.00
Electricity	\$1,400.00	\$1,400.00
Maintenance Personnel	\$6,923.00	\$0.00
Landscaping/Contractual Svcs	\$11,539.00	\$11,536.00
Repair and Replacement	\$700.00	\$1,500.00
Tree Trimming (cycle is 1-4 years)	\$26,000.00	\$34,640.00
Water	\$30,000.00	\$36,950.00
Total Direct Costs	\$76,937.00	\$86,626.00
Indirect Costs		
Assessment Engineer	\$2,043.00	\$2,622.00
Auditor-Controller	\$175.00	\$188.00
City Administration	\$0.00	\$0.00
STAX Property Finder	\$526.26	\$0.00
Total Indirect Costs	\$2,744.26	\$2,810.00
Total Costs	\$79,681.26	\$89,436.00
Collection/(Contribution)		
Operating Reserve	(\$26,317.34)	\$0.00
Capital Replacement	\$0.00	\$0.00
City Contribution	\$0.00	(\$34,722.48)
Total Adjustments	(\$26,317.34)	(\$34,722.48)
Total Assessment	\$53,363.92	\$54,713.52
Reserve Fund Balances		
Beginning Operating Reserve ¹		\$0.00
Reserve Collection		\$0.00
Reserve Contribution		\$0.00
Est. Ending Operating Reserve		\$0.00
Beginning Capital Replacement Reserve		\$0.00
Reserve Collection		\$0.00
Reserve Contribution		\$0.00
Est. Ending Capital Replacement Reserve		\$0.00

¹ Starting fund balance is a projected amount through June 30, 2025.

Table 2-5
Zone 44

Direct Costs	Estimated through June 30	
	FY 2024-25	FY 2025-26
Maintenance Personnel	\$19,822.00	\$23,667.00
Fossil Filters/Contractual Svcs	\$6,000.00	\$30,152.00
Repair and Replacement	\$0.00	\$0.00
Total Direct Costs	\$25,822.00	\$53,819.00
Indirect Costs		
Assessment Engineer	\$4,106.00	\$5,268.00
Auditor-Controller	\$526.00	\$590.00
City Administration	\$0.00	\$0.00
STAX Property Finder	\$1,057.56	\$0.00
Total Indirect Costs	\$5,689.56	\$5,858.00
Total Costs	\$31,511.56	\$59,677.00
Collection/(Contribution)		
Operating Reserve	\$0.00	\$0.00
Capital Replacement	\$45,280.98	\$17,132.94
Total Adjustments	\$45,280.98	\$17,132.94
Total Assessment	\$76,792.54	\$76,809.94
Reserve Fund Balances		
Beginning Operating Reserve ¹		\$29,634.50
Reserve Collection		\$0.00
Reserve Contribution		\$0.00
Est. Ending Operating Reserve		\$29,634.50
Beginning Capital Replacement Reserve		\$611,361.33
Reserve Collection		\$17,132.94
Reserve Contribution		\$0.00
Est. Ending Capital Replacement Reserve		\$628,494.27

¹ Starting fund balance is a projected amount through June 30, 2025.

Table 2-6
Zone 47

Direct Costs	Estimated through June 30	
	FY 2024-25	FY 2025-26
Backflow Certification	\$125.00	\$120.00
Electricity	\$200.00	\$200.00
Maintenance Personnel	\$4,541.00	\$0.00
Landscaping/Contractual Svcs	\$730.00	\$506.00
Repair and Replacement	\$275.00	\$500.00
Tree Trimming (cycle is 1-4 years)	\$0.00	\$3,795.00
Water	\$4,500.00	\$4,500.00
Total Direct Costs	\$10,371.00	\$9,621.00
Indirect Costs		
Assessment Engineer	\$525.00	\$677.00
Auditor-Controller	\$171.00	\$184.00
City Administration	\$0.00	\$0.00
STAX Property Finder	\$138.02	\$0.00
Total Indirect Costs	\$834.02	\$861.00
Total Costs	\$11,205.02	\$10,482.00
Collection/(Contribution)		
Operating Reserve	\$0.00	\$0.00
Capital Replacement	\$1,713.46	\$2,764.43
Total Adjustments	\$1,713.46	\$2,764.43
Total Assessment	\$12,918.48	\$13,246.43
Reserve Fund Balances		
Beginning Operating Reserve ¹		\$5,241.00
Reserve Collection		\$0.00
Reserve Contribution		\$0.00
Est. Ending Operating Reserve		\$5,241.00
Beginning Capital Replacement Reserve		\$46,451.55
Reserve Collection		\$2,764.43
Reserve Contribution		\$0.00
Est. Ending Capital Replacement Reserve		\$49,215.98

¹ Starting fund balance is a projected amount through June 30, 2025.

Table 2-7
Zone 49

Direct Costs	Estimated through June 30	
	FY 2024-25	FY 2025-26
Maintenance Personnel	\$0.00	\$0.00
Fossil Filters/Contractual Svcs	\$2,150.00	\$2,048.00
Repair and Replacement	\$0.00	\$0.00
Total Direct Costs	\$2,150.00	\$2,048.00
Indirect Costs		
Assessment Engineer	\$90.00	\$116.00
Auditor-Controller	\$158.00	\$170.00
City Administration	\$0.00	\$0.00
STAX Property Finder	\$23.09	\$0.00
Total Indirect Costs	\$271.09	\$286.00
Total Costs	\$2,421.09	\$2,334.00
Collection/(Contribution)		
Operating Reserve	\$0.00	\$0.00
Capital Replacement	(\$531.81)	(\$444.72)
Total Adjustments	(\$531.81)	(\$444.72)
Total Assessment	\$1,889.28	\$1,889.28
Reserve Fund Balances		
Beginning Operating Reserve ¹		\$1,167.00
Reserve Collection		\$0.00
Reserve Contribution		\$0.00
Est. Ending Operating Reserve		\$1,167.00
Beginning Capital Replacement Reserve		\$13,085.94
Reserve Collection		\$0.00
Reserve Contribution		(\$444.72)
Est. Ending Capital Replacement Reserve		\$12,641.22

¹ Starting fund balance is a projected amount through June 30, 2025.

Table 2-8
Zone 63

Direct Costs	Estimated through June 30	
	FY 2024-25	FY 2025-26
Maintenance Personnel	\$4,794.00	\$5,695.00
Fossil Filters/Contractual Svcs	\$4,370.00	\$4,104.00
Repair and Replacement	\$0.00	\$0.00
Total Direct Costs	\$9,164.00	\$9,799.00
Indirect Costs		
Assessment Engineer	\$603.00	\$774.00
Auditor-Controller	\$153.00	\$164.00
City Administration	\$0.00	\$0.00
STAX Property Finder	\$155.24	\$0.00
Total Indirect Costs	\$911.24	\$938.00
Total Costs	\$10,075.24	\$10,737.00
Collection/(Contribution)		
Operating Reserve	\$0.00	\$0.00
Capital Replacement	\$2,491.56	\$1,829.80
Total Adjustments	\$2,491.56	\$1,829.80
Total Assessment	\$12,566.80	\$12,566.80
Reserve Fund Balances		
Beginning Operating Reserve ¹		\$5,284.00
Reserve Collection		\$0.00
Reserve Contribution		\$0.00
Est. Ending Operating Reserve		\$5,284.00
Beginning Capital Replacement Reserve		\$188,845.37
Reserve Collection		\$1,829.80
Reserve Contribution		\$0.00
Est. Ending Capital Replacement Reserve		\$190,675.17

¹ Starting fund balance is a projected amount through June 30, 2025.

Table 2-9
Zone 69

Direct Costs	Estimated through June 30	
	FY 2024-25	FY 2025-26
Backflow Certification	\$125.00	\$120.00
Electricity	\$400.00	\$400.00
Maintenance Personnel	\$9,194.00	\$19,066.00
Fossil Filters/Contractual Svcs	\$2,800.00	\$2,656.00
Landscaping/Contractual Svcs	\$15,540.00	\$8,335.00
Repair and Replacement	\$200.00	\$200.00
Tree Trimming (cycle is 1-4 years)	\$0.00	\$0.00
Water	\$30,282.00	\$31,000.00
Total Direct Costs	\$58,541.00	\$61,777.00
Indirect Costs		
Assessment Engineer	\$2,518.00	\$3,230.00
Auditor-Controller	\$136.00	\$144.00
City Administration	\$0.00	\$0.00
STAX Property Finder	\$648.46	\$0.00
Total Indirect Costs	\$3,302.46	\$3,374.00
Total Costs	\$61,843.46	\$65,151.00
Collection/(Contribution)		
Operating Reserve	\$0.00	\$0.00
Capital Replacement	\$2,776.06	\$1,097.54
Total Adjustments	\$2,776.06	\$1,097.54
Total Assessment	\$64,619.52	\$66,248.54
Reserve Fund Balances		
Beginning Operating Reserve ¹		\$32,517.00
Reserve Collection		\$0.00
Reserve Contribution		\$0.00
Est. Ending Operating Reserve		\$32,517.00
Beginning Capital Replacement Reserve		\$100,693.62
Reserve Collection		\$1,097.54
Reserve Contribution		\$0.00
Est. Ending Capital Replacement Reserve		\$101,791.16

Zone 69 includes future median landscaping on Garbani Rd., which when completed may increase the per parcel assessment by \$33.58, adjusted for inflation. At FY 2025-26 this amount would be \$57.76, which when added to the current maximum assessment \$532.27 would be a total of \$590.04. For FY 2025-26 actual assessment levied per parcel is \$517.56.

¹ Starting fund balance is a projected amount through June 30, 2025.

Table 2-10

Zone 76

	Estimated through June 30	
	FY 2024-25	FY 2025-26
Direct Costs		
Field Inspection/Management	\$0.00	\$0.00
Fossil Filters	\$0.00	\$0.00
Repair and Replacement	\$0.00	\$0.00
Total Direct Costs	\$0.00	\$0.00
Indirect Costs		
Assessment Engineer	\$0.00	\$0.00
Auditor-Controller	\$0.00	\$0.00
City Administration	\$0.00	\$0.00
Total Indirect Costs	\$0.00	\$0.00
Total Costs	\$0.00	\$0.00
Collection/(Contribution)		
Operating Reserve	\$0.00	\$0.00
Capital Replacement Reserve	\$0.00	\$0.00
Total Adjustments	\$0.00	\$0.00
Total Assessment	\$0.00	\$0.00
Reserve Fund Balances		
Beginning Operating Reserve	\$0.00	\$0.00
Reserve Collection	\$0.00	\$0.00
Reserve Contribution	\$0.00	\$0.00
Est. Ending Operating Reserve	\$0.00	\$0.00
Beginning Capital Replacement Reserve	\$0.00	\$0.00
Reserve Collection	\$0.00	\$0.00
Reserve Contribution	\$0.00	\$0.00
Est. Ending Capital Replacement Reserve	\$0.00	\$0.00

Zone 76 is not yet maintained and therefore will not be levied for FY 2025-26.

Table 2-11
Zone 77

Direct Costs	Estimated through June 30	
	FY 2024-25	FY 2025-26
Backflow Certification	\$125.00	\$120.00
Electricity	\$480.00	\$480.00
Maintenance Personnel	\$0.00	\$0.00
Fossil Filters/Contractual Svcs	\$1,400.00	\$858.00
Landscaping/Contractual Svcs	\$5,535.00	\$5,355.00
Repair and Replacement	\$200.00	\$500.00
Traffic Signals	\$0.00	\$0.00
Tree Trimming (cycle is 1-4 years)	\$19,002.00	\$23,925.00
Water	\$25,000.00	\$24,581.00
Total Direct Costs	\$51,742.00	\$55,819.00
Indirect Costs		
Assessment Engineer	\$1,064.00	\$1,365.00
Auditor-Controller	\$116.00	\$121.00
City Administration	\$0.00	\$0.00
STAX Property Finder	\$273.92	\$0.00
Total Indirect Costs	\$1,453.92	\$1,486.00
Total Costs	\$53,195.92	\$57,305.00
Collection/(Contribution)		
Operating Reserve	\$0.00	\$0.00
Capital Replacement	(\$20,470.92)	(\$23,754.65)
General Fund	\$0.00	\$0.00
Total Adjustments	(\$20,470.92)	(\$23,754.65)
Total Assessment	\$32,725.00	\$33,550.35
Reserve Fund Balances		
Beginning Operating Reserve ¹		\$28,652.50
Reserve Collection		\$0.00
Reserve Contribution		\$0.00
Est. Ending Operating Reserve		\$28,652.50
Beginning Capital Replacement Reserve		\$44,069.49
Reserve Collection		\$0.00
Reserve Contribution		(\$23,754.65)
Est. Ending Capital Replacement Reserve		\$20,314.84

Zone 77 includes future median landscaping on Murrieta Rd., which when completed may increase the per parcel assessment by \$59.64, adjusted for inflation. At FY 2025-26 this amount would be \$104.69, which when added to the current maximum assessment \$479.29, would be a total of \$583.98. For FY 2025-26 actual assessment levied per parcel is \$479.29.

¹ Starting fund balance is a projected amount through June 30, 2025.

Table 2-12
Zone 81

Direct Costs	Estimated through June 30	
	FY 2024-25	FY 2025-26
Backflow Certification	\$125.00	\$120.00
Electricity	\$175.00	\$175.00
Maintenance Personnel	\$15,893.00	\$18,915.00
Fossil Filters/Contractual Svcs	\$4,350.00	\$2,656.00
Landscaping/Contractual Svcs	\$10,180.00	\$6,408.00
Repair and Replacement	\$800.00	\$800.00
Traffic Signals	\$1,550.00	\$1,550.00
Tree Trimming (cycle is 1-4 years)	\$0.00	\$0.00
Water	\$18,000.00	\$20,000.00
Total Direct Costs	\$51,073.00	\$50,624.00
Indirect Costs		
Assessment Engineer	\$2,052.00	\$2,632.00
Auditor-Controller	\$127.00	\$134.00
City Administration	\$0.00	\$0.00
STAX Property Finder	\$528.39	\$0.00
Total Indirect Costs	\$2,707.39	\$2,766.00
Total Costs	\$53,780.39	\$53,390.00
Collection/(Contribution)		
Operating Reserve	\$0.00	\$0.00
Capital Replacement	(\$457.29)	\$1,276.92
General Fund	\$0.00	\$0.00
Total Adjustments	(\$457.29)	\$1,276.92
Total Assessment	\$53,323.10	\$54,666.92
Reserve Fund Balances		
Beginning Operating Reserve ¹		\$26,695.00
Reserve Collection		\$0.00
Reserve Contribution		\$0.00
Est. Ending Operating Reserve		\$26,695.00
Beginning Capital Replacement Reserve		\$167,179.31
Reserve Collection		\$1,276.92
Reserve Contribution		\$0.00
Est. Ending Capital Replacement Reserve		\$168,456.23

Traffic Signal #7230 located at Scott Rd and Haun Rd is assessed at 10% of the total maintenance cost at the time of annexation (\$5,500) and is 100% owned and maintained by the City of Menifee. The percentage is based on how much the developments within Zone 81 boundaries would impact the traffic at this intersection.

¹ Starting fund balance is a projected amount through June 30, 2025.

Table 2-13
Zone 113

Direct Costs	Estimated through June 30	
	FY 2024-25	FY 2025-26
Streetlights	\$0.00	\$0.00
Traffic Signals	\$2,500.00	\$1,000.00
Maintenance Personnel	\$0.00	\$0.00
Total Direct Costs	\$2,500.00	\$1,000.00
Indirect Costs		
Assessment Engineer	\$307.00	\$395.00
Auditor-Controller	\$93.00	\$94.00
City Administration	\$0.00	\$0.00
STAX Property Finder	\$79.16	\$0.00
Total Indirect Costs	\$479.16	\$489.00
Total Costs	\$2,979.16	\$1,489.00
Collection/(Contribution)		
Operating Reserve	\$4,786.20	\$6,472.06
Capital Replacement Reserve	\$0.00	\$0.00
Total Adjustments	\$4,786.20	\$6,472.06
Total Assessment	\$7,765.36	\$7,961.06
Reserve Fund Balances		
Beginning Operating Reserve ¹		(\$15,873.89)
Reserve Collection		\$6,472.06
Reserve Contribution		\$0.00
Est. Ending Operating Reserve		(\$9,401.83)
Beginning Capital Replacement Reserve		\$0.00
Reserve Collection		\$0.00
Reserve Contribution		\$0.00
Est. Ending Capital Replacement Reserve		\$0.00

Traffic Signal #7260 was assessed at 50% of the total maintenance cost at the time of annexation (\$5,500). Traffic Signal #7207 was assessed at 25% of the total maintenance cost at the time of annexation (\$5,500). Both signals are 100% owned and maintained by the City of Menifee. Percentages were based on how much the developments within Zone 113 boundaries would impact the traffic at these intersections.

¹ Starting fund balance is a projected amount through June 30, 2025.

Table 2-14
Zone 114

Direct Costs	Estimated through June 30	
	FY 2024-25	FY 2025-26
Traffic Signals	\$3,385.00	\$1,000.00
Streetlights	\$0.00	\$0.00
Maintenance Personnel	\$0.00	\$0.00
Debt Service Repayment	\$0.00	\$0.00
Total Direct Costs	\$3,385.00	\$1,000.00
Indirect Costs		
Assessment Engineer	\$264.00	\$339.00
Auditor-Controller	\$181.00	\$196.00
City Administration	\$0.00	\$0.00
Less: SCE Rebates	\$0.00	\$0.00
STAX Property Finder	\$68.05	\$0.00
Total Indirect Costs	\$513.05	\$535.00
Total Costs	\$3,898.05	\$1,535.00
Collection/(Contribution)		
Operating Reserve	\$1,979.19	\$4,492.74
Capital Replacement Reserve	\$0.00	\$0.00
Total Adjustments	\$1,979.19	\$4,492.74
Total Assessment	\$5,877.24	\$6,027.74
Reserve Fund Balances		
Beginning Operating Reserve ¹		(\$21,792.35)
Reserve Collection		\$4,492.74
Reserve Contribution		\$0.00
Est. Ending Operating Reserve		(\$17,299.61)
Beginning Capital Replacement Reserve		\$0.00
Reserve Collection		\$0.00
Reserve Contribution		\$0.00
Est. Ending Capital Replacement Reserve		\$0.00

Traffic Signal #7253 was assessed at 10% of the total maintenance cost at the time of annexation (\$5,500). This signal is 100% owned and maintained by the City of Menifee. Traffic Signal #4538 was assessed at 10% of the City's total maintenance cost at the time of annexation (\$1,375). The responsibility for this signal is shared by the City of Menifee (25%), the City of Murrieta (25%), and Caltrans (50%). Traffic Signal #4539 was assessed at 10% of the City's total maintenance cost at the time of annexation (\$2,750). The responsibility for this signal is shared by the City of Menifee (50%) and Caltrans (50%). Traffic Signal #7504 was assessed at 10% of the City's total maintenance cost at the time of annexation (\$2,750). The responsibility for this signal is shared by the City of Menifee (50%) and the City of Murrieta (50%). Assessment percentages were based on how much the developments within Zone 114 boundaries would impact the traffic at these intersections.

¹ Starting fund balance is a projected amount through June 30, 2025.

Table 2-15
Zone 117

Direct Costs	Estimated through June 30	
	FY 2024-25	FY 2025-26
Maintenance Personnel	\$2,608.00	\$3,097.00
Fossil Filters/Contractual Svcs	\$6,550.00	\$6,075.00
Repair and Replacement	\$0.00	\$0.00
Traffic Signals	\$3,328.00	\$1,000.00
Total Direct Costs	\$12,486.00	\$10,172.00
Indirect Costs		
Assessment Engineer	\$550.00	\$707.00
Auditor-Controller	\$260.00	\$286.00
City Administration	\$0.00	\$0.00
STAX Property Finder	\$141.75	\$0.00
Total Indirect Costs	\$951.75	\$993.00
Total Costs	\$13,437.75	\$11,165.00
Collection/(Contribution)		
Operating Reserve	\$0.00	\$0.00
Capital Replacement	(\$995.67)	\$1,282.49
Total Adjustments	(\$995.67)	\$1,282.49
Total Assessment	\$12,442.08	\$12,447.49
Reserve Fund Balances		
Beginning Operating Reserve ¹		\$5,536.50
Reserve Collection		\$0.00
Reserve Contribution		\$0.00
Est. Ending Operating Reserve		\$5,536.50
Beginning Capital Replacement Reserve		\$86,398.06
Reserve Collection		\$1,282.49
Reserve Contribution		\$0.00
Est. Ending Capital Replacement Reserve		\$87,680.55

Traffic Signal #7238 was assessed at 40% of the total maintenance cost at the time of annexation (\$5,500). This signal is 100% owned and maintained by the City of Menifee. Percentages were based on how much the developments within Zone 117 boundaries would impact the traffic at these intersections.

¹ Starting fund balance is a projected amount through June 30, 2025.

Table 2-16

Zone 118

Direct Costs	Estimated through June 30	
	FY 2024-25	FY 2025-26
Maintenance Personnel	\$0.00	\$0.00
Fossil Filters/Contractual Svcs	\$1,000.00	\$498.00
Repair and Replacement	\$0.00	\$0.00
Streetlights	\$1,369.00	\$1,369.00
Traffic Signals	\$1,999.00	\$1,999.00
Debt Service Repayment	\$1,236.00	\$1,163.00
Total Direct Costs	\$5,604.00	\$5,029.00
Indirect Costs		
Assessment Engineer	\$246.00	\$317.00
Auditor-Controller	\$92.00	\$97.00
City Administration	\$0.00	\$0.00
Less: SCE Rebates	\$0.00	\$0.00
STAX Property Finder	\$63.47	\$0.00
Total Indirect Costs	\$401.47	\$414.00
Total Costs	\$6,005.47	\$5,443.00
Collection/(Contribution)		
Operating Reserve	\$0.00	\$0.00
Capital Replacement	\$220.15	\$939.52
General Fund	\$0.00	\$0.00
Total Adjustments	\$220.15	\$939.52
Total Assessment	\$6,225.62	\$6,382.52
Reserve Fund Balances		
Beginning Operating Reserve ¹		\$2,721.50
Reserve Collection		\$0.00
Reserve Contribution		\$0.00
Est. Ending Operating Reserve		\$2,721.50
Beginning Capital Replacement Reserve		\$9,700.24
Reserve Collection		\$939.52
Reserve Contribution		\$0.00
Est. Ending Capital Replacement Reserve		\$10,639.76

Traffic Signal #7201 was assessed at 10% of the total maintenance cost at the time of annexation (\$5,000). This signal is 100% owned and maintained by the City of Menifee. Percentages were based on how much the developments within Zone 118 boundaries would impact the traffic at these intersections.

¹ Starting fund balance is a projected amount through June 30, 2025.

Table 2-17
Zone 121

Direct Costs	Estimated through June 30	
	FY 2024-25	FY 2025-26
Traffic Signals	\$4,717.00	\$1,800.00
Maintenance Personnel	\$0.00	\$0.00
Total Direct Costs	\$4,717.00	\$1,800.00
Indirect Costs		
Assessment Engineer	\$224.00	\$288.00
Auditor-Controller	\$341.00	\$379.00
City Administration	\$0.00	\$0.00
STAX Property Finder	\$57.71	\$0.00
Total Indirect Costs	\$622.71	\$667.00
Total Costs	\$5,339.71	\$2,467.00
Collection/(Contribution)		
Operating Reserve	\$365.99	\$3,387.52
Capital Replacement Reserve	\$0.00	\$0.00
Total Adjustments	\$365.99	\$3,387.52
Total Assessment	\$5,705.70	\$5,854.52
Reserve Fund Balances		
Beginning Operating Reserve ¹		(\$52,573.00)
Reserve Collection		\$3,387.52
Reserve Contribution		\$0.00
Est. Ending Operating Reserve		(\$52,187.86)
Beginning Capital Replacement Reserve		\$0.00
Reserve Collection		\$0.00
Reserve Contribution		\$0.00
Est. Ending Capital Replacement Reserve		\$0.00

Traffic Signal #7217, #7239 and #7243, were each assessed at 10% of the total maintenance cost at the time of annexation (\$5,500). These signals are 100% owned and maintained by the City. Traffic Signal at Holland Rd and Southshore Dr was assessed at 20% of the total maintenance cost at the time of annexation (\$5,500). Percentages were based on how much the developments within Zone 121 boundaries would impact the traffic at these intersections.

¹ Starting fund balance is a projected amount through June 30, 2025.

Table 2-18

Zone 129

Direct Costs	Estimated through June 30	
	FY 2024-25	FY 2025-26
Traffic Signals	\$2,682.00	\$1,300.00
Fossil Filters/Contractual Svcs	\$0.00	\$0.00
Maintenance Personnel	\$0.00	\$0.00
Total Direct Costs	\$2,682.00	\$1,300.00
Indirect Costs		
Assessment Engineer	\$158.00	\$203.00
Auditor-Controller	\$185.00	\$200.00
City Administration	\$0.00	\$0.00
STAX Property Finder	\$40.75	\$0.00
Total Indirect Costs	\$383.75	\$403.00
Total Costs	\$3,065.75	\$1,703.00
Collection/(Contribution)		
Operating Reserve	\$1,092.99	\$2,564.56
Capital Replacement Reserve	\$0.00	\$0.00
Total Adjustments	\$1,092.99	\$2,564.56
Total Assessment	\$4,158.74	\$4,267.56
Reserve Fund Balances		
Beginning Operating Reserve ¹		(\$6,830.60)
Reserve Collection		\$2,564.56
Reserve Contribution		\$0.00
Est. Ending Operating Reserve		(\$4,266.04)
Beginning Capital Replacement Reserve		\$0.00
Reserve Collection		\$0.00
Reserve Contribution		\$0.00
Est. Ending Capital Replacement Reserve		\$0.00

Traffic Signal #1492 & #7266 were assessed at 20% of the total maintenance cost at the time of annexation (\$5,500). Both signals are 100% owned and maintained by the City. Percentages were based on how much the developments within Zone 129 boundaries would impact the traffic at these intersections.

¹ Starting fund balance is a projected amount through June 30, 2025.

Table 2-19
Zone 130

Direct Costs	Estimated through June 30	
	FY 2024-25	FY 2025-26
Traffic Signals	\$13,659.00	\$9,000.00
Maintenance Personnel	\$0.00	\$3,078.00
Total Direct Costs	\$13,659.00	\$12,078.00
Indirect Costs		
Assessment Engineer	\$711.00	\$913.00
Auditor-Controller	\$99.00	\$102.00
City Administration	\$2,558.00	\$0.00
STAX Property Finder	\$183.19	\$0.00
Total Indirect Costs	\$3,551.19	\$1,015.00
Total Costs	\$17,210.19	\$13,093.00
Collection/(Contribution)		
Operating Reserve	\$0.00	\$0.00
Capital Replacement	(\$98.99)	\$4,018.64
Total Adjustments	(\$98.99)	\$4,018.64
Total Assessment	\$17,111.20	\$17,111.64
Reserve Fund Balances		
Beginning Operating Reserve ¹		\$6,546.50
Reserve Collection		\$0.00
Reserve Contribution		\$0.00
Est. Ending Operating Reserve		\$6,546.50
Beginning Capital Replacement Reserve		\$72,584.58
Reserve Collection		\$4,018.64
Reserve Contribution		\$0.00
Est. Ending Capital Replacement Reserve		\$76,603.22

Traffic Signal #7227 and #7229 were assessed at 100% of the total maintenance cost at the time of annexation (\$5,500). Traffic signal #7226 was assessed at 50% of the total maintenance cost at the time of annexation (\$5,500). These signals are 100% owned and maintained by the City. Percentages were based on how much the developments within Zone 130 boundaries would impact the traffic at these intersections.

¹ Starting fund balance is a projected amount through June 30, 2025.

Table 2-20
Zone 133

Direct Costs	Estimated through June 30	
	FY 2024-25	FY 2025-26
Backflow Certification	\$125.00	\$120.00
Bio-Swales	\$3,750.00	\$0.00
Landscaping/Contractual Svcs	\$18,878.00	\$18,878.00
Electricity	\$2,500.00	\$2,500.00
Maintenance Personnel	\$36,613.00	\$48,980.00
Fossil Filters/Contractual Svcs	\$0.00	\$0.00
Repair and Replacement	\$1,000.00	\$1,000.00
Streetlights	\$8,500.00	\$8,500.00
Traffic Signals ¹	\$6,242.00	\$6,242.00
Tree Trimming (cycle is 1-4 years)	\$60,000.00	\$0.00
Water	\$14,500.00	\$14,500.00
Debt Service Repayment	\$4,635.00	\$4,362.00
Total Direct Costs	\$156,743.00	\$105,082.00
Indirect Costs		
Assessment Engineer	\$5,718.00	\$7,335.00
Auditor-Controller	\$270.00	\$297.00
City Administration	\$0.00	\$0.00
Less: SCE Rebates	\$0.00	\$0.00
STAX Property Finder	\$1,472.60	\$0.00
Total Indirect Costs	\$7,460.60	\$7,632.00
Total Costs	\$164,203.60	\$112,714.00
Collection/(Contribution)		
Operating Reserve	\$0.00	\$0.00
Capital Replacement	(\$32,623.60)	\$22,456.14
Total Adjustments	(\$32,623.60)	\$22,456.14
Total Assessment	\$131,580.00	\$135,170.14
Reserve Fund Balances		
Beginning Operating Reserve ²		\$56,526.00
Reserve Collection		\$0.00
Reserve Contribution		\$0.00
Est. Ending Operating Reserve		\$56,526.00
Beginning Capital Replacement Reserve		\$781,094.46
Reserve Collection		\$22,456.14
Reserve Contribution		\$0.00
Est. Ending Capital Replacement Reserve		\$803,550.60

Zone 133 includes future median landscaping on Murrieta Rd., which when completed may increase the per parcel assessment by \$3.43, adjusted for inflation. At FY 2025-26 this amount would be \$4.64, which when added to the current maximum assessment \$935.77 would be a total of \$940.40. For FY 2025-26 actual assessment levied per parcel is \$264.52.

¹ Includes traffic signal #7255 Murrieta Rd and Beth Ave, #7261 Murrieta Rd and Craig Ave, #7262 Murrieta Rd and Garbani Rd. Traffic signal #7255 and #7261 are assessed at 30% of the total maintenance cost. Traffic signal #7262 is assessed at 10% of total maintenance cost. These signals are 100% maintained by the City of Menifee. Percentages were based on how much the developments within Zone 133 boundaries would impact the traffic at these intersections.

² Starting fund balance is a projected amount through June 30, 2025.

Table 2-21
Zone 163

Direct Costs	Estimated through June 30	
	FY 2024-25	FY 2025-26
Traffic Signals	\$775.00	\$791.00
Maintenance Personnel	\$0.00	\$0.00
Total Direct Costs	\$775.00	\$791.00
Indirect Costs		
Assessment Engineer	\$38.00	\$49.00
Auditor-Controller	\$92.00	\$95.00
City Administration	\$0.00	\$0.00
STAX Property Finder	\$9.70	\$0.00
Total Indirect Costs	\$139.70	\$144.00
Total Costs	\$914.70	\$935.00
Collection/(Contribution)		
Operating Reserve	\$63.70	\$68.06
Capital Replacement Reserve	\$0.00	\$0.00
General Fund	\$0.00	\$0.00
Total Adjustments	\$63.70	\$68.06
Total Assessment	\$978.40	\$1,003.06
Reserve Fund Balances		
Beginning Operating Reserve ¹		(\$22,201.26)
Reserve Collection		\$68.06
Reserve Contribution		\$0.00
Est. Ending Operating Reserve		(\$22,133.20)
Beginning Capital Replacement Reserve		\$0.00
Reserve Collection		\$0.00
Reserve Contribution		\$0.00
Est. Ending Capital Replacement Reserve		\$0.00

Traffic signal #7251 was assessed at 10% of the total maintenance cost at the time of annexation (\$5,500). The traffic signal is 100% owned and maintained by the City of Menifee. Percentages were based on how much the developments within Zone 163 boundaries would impact the traffic at this intersection.

¹ Starting fund balance is a projected amount through June 30, 2025.

Table 2-22
Zone 167

Direct Costs	Estimated through June 30	
	FY 2024-25	FY 2025-26
Backflow Certification	\$125.00	\$120.00
Electricity	\$520.00	\$500.00
Maintenance Personnel	\$5,564.00	\$6,504.00
Fossil Filters/Contractual Svcs	\$1,040.00	\$572.00
Landscaping/Contractual Svcs	\$1,346.00	\$533.00
Repair and Replacement	\$500.00	\$500.00
Streetlights	\$0.00	\$1,000.00
Traffic Signals	\$10,924.00	\$10,142.00
Tree Trimming (cycle is 1-4 years)	\$500.00	\$1,000.00
Water	\$4,795.00	\$5,000.00
Debt Service Repayment	\$0.00	\$0.00
Total Direct Costs	\$25,314.00	\$25,871.00
Indirect Costs		
Assessment Engineer	\$1,262.00	\$1,619.00
Auditor-Controller	\$96.00	\$99.00
City Administration	\$0.00	\$0.00
Less: SCE Rebates	\$0.00	\$0.00
STAX Property Finder	\$324.90	\$0.00
Total Indirect Costs	\$1,682.90	\$1,718.00
Total Costs	\$26,996.90	\$27,589.00
Collection/(Contribution)		
Operating Reserve	\$982.40	\$0.00
Capital Replacement	\$3,014.00	\$4,185.50
Total Adjustments	\$3,996.40	\$4,185.50
Total Assessment	\$30,993.30	\$31,774.50
Reserve Fund Balances		
Beginning Operating Reserve ¹		\$13,794.50
Reserve Collection		\$0.00
Reserve Contribution		\$0.00
EST. Ending Operating Reserve		\$13,794.50
Beginning Capital Replacement Reserve		\$12,170.73
Reserve Collection		\$4,185.50
Reserve Contribution		\$0.00
Est. Ending Capital Replacement Reserve		\$16,356.23

Traffic Signal #7203 was assessed at 10% of the total maintenance cost at the time of annexation (\$5,500). The traffic signals at Antelope Rd/Palm Villa Dr and Antelope Rd/Pampas St each assessed at 95% of the total maintenance cost at the time of annexation (\$5,500). The traffic signals are 100% owned and maintained by the City of Menifee. Percentages were based on how much the developments within Zone 167 boundaries would impact the traffic at these intersections.

¹ Starting fund balance is a projected amount through June 30, 2025.

Table 2-23
Zone 176

Direct Costs	Estimated through June 30	
	FY 2024-25	FY 2025-26
Maintenance Personnel	\$0.00	\$0.00
Fossil Filters/Contractual Svcs	\$2,081.00	\$618.00
Repair and Replacement	\$0.00	\$0.00
Streetlights	\$550.00	\$630.00
Traffic Signals	\$2,040.00	\$2,081.00
Debt Service Repayment	\$515.00	\$485.00
Total Direct Costs	\$5,186.00	\$3,814.00
Indirect Costs		
Assessment Engineer	\$27.00	\$36.00
Auditor-Controller	\$93.00	\$97.00
City Administration	\$0.00	\$0.00
Less: SCE Rebates	\$0.00	\$0.00
STAX Property Finder	\$7.08	\$0.00
Total Indirect Costs	\$127.08	\$133.00
Total Costs	\$5,313.08	\$3,947.00
Collection/(Contribution)		
Operating Reserve	\$0.00	\$0.00
Capital Replacement	\$1,319.84	\$2,686.03
Total Adjustments	\$1,319.84	\$2,686.03
Total Assessment	\$6,632.92	\$6,633.03
Reserve Fund Balances		
Beginning Operating Reserve ¹		\$1,973.50
Reserve Collection		\$0.00
Reserve Contribution		\$0.00
Est. Ending Operating Reserve		\$1,973.50
Beginning Capital Replacement Reserve		\$37,125.00
Reserve Collection		\$2,686.03
Reserve Contribution		\$0.00
Est. Ending Capital Replacement Reserve		\$39,811.03

Traffic Signal at intersection of Scott Rd/Haun Rd/Zeiders Rd was assessed at 10% of the total maintenance cost at the time of annexation (\$5,500). Zone 176 Dormant Trail Provision - maintenance of trails on Zeiders Rd will be the responsibility of the property owners within Zone 176, per their maintenance agreement with the City of Menifee. Should the property owners' default on this agreement, the maintenance of the trails will transfer to LMD 89-1-C, and the dormant annual assessment for such services will become active. Beginning in the Fiscal Year in which the dormant maintenance and servicing of the trails on Zeiders Rd becomes active the annual assessment may be increased by, at FY 2025-26 rates, \$314.87 per acre which, when added to the assessment for fossil filters, streetlights, and traffic signals, will result in an aggregate assessment for FY 2025-26 at \$1,091.29 per acre, adjusted for inflation. Subsequent annual assessments may be increased, without regard to the \$1,091.29 per acre ceiling.

¹ Starting fund balance is a projected amount through June 30, 2025.

Proposition 218 Compliance

On November 5, 1996 California voters approved Proposition 218 entitled "Right to Vote on Taxes Act" which added Article XIII D to the California Constitution. While its title refers only to taxes, Proposition 218 establishes new procedural requirements for the formation and administration of assessment districts. Proposition 218 also requires that with certain specified exceptions, which are described below, all existing assessment districts must be ratified by the property owners within the District using the new procedures.

Some of these exceptions include:

1. Any assessment imposed exclusively to finance the capital cost or maintenance and operation expenses for streets.
2. Any assessments levied pursuant to a petition signed by the persons owning all of the parcels subject to the assessment at the time the assessment was initially imposed.

However, even if assessments are initially exempt from Proposition 218, if the assessments are increased in the future, the City will need to comply with the provisions of Proposition 218 for that portion of the increased assessment formula (e.g., CPI increase).

Proposition 218 does not define this term "streets", however, based on the opinions of the public agency officials, attorneys, assessment engineers, and Senate Bill 919, it has been determined that streets include all public improvements located within the street right-of-way. This would include median and parkway landscaping, traffic signals, safety lighting, and street lighting.

Proposition 218 defines "assessment" as "any levy or charge upon real property by an agency for a special benefit conferred upon the real property" (California Constitution, Article XIII D, §2(b)). A special assessment, sometimes called a "benefit assessment," is a charge generally levied upon parcels of real property to pay for benefits the parcels receive from local improvements. Special assessments are levied according to statutory authority granted by the Legislature or, in some instances, local charters. Distinguishing among taxes, fees and assessments can be difficult and often depends on the context in which the distinction is made. For example, taxes, assessments and property-related fees all may be imposed on property. The key feature that distinguishes an assessment from a tax, fee, or charge is the existence of a special benefit to real property. Without identifying a special benefit, there can be no assessment.

Distinguishing General and Special Benefit

Proposition 218 added a set of procedures and requirements which a local government must follow to levy an assessment. In addition to notice, hearing, and assessment ballot proceedings, Proposition 218 provides that "only special benefits are assessable" and requires a local government to "separate the general benefits from the special benefits conferred on a parcel."

By its nature most every public improvement financed through an assessment district contains an element of public benefit. The test is: does there exist, with relation to the improvement, a special benefit to the property assessed? The law requires that portion of the cost of the improvement which benefits the public generally, to be separated from that portion of the cost of the improvement which specially benefits assessed properties. Proposition 218 provides the following definition of "special benefit":

"Special benefit" means a particular and distinct benefit over and above general benefits conferred on real property located in the district or to the public at large. General enhancement of property value does not constitute "special benefit".

The actual assessment and the amount of the assessment for the Fiscal Year 2025-26 apportioned to each parcel as shown on the latest equalized roll at the County Assessor's office are listed in Appendix A of this Report. The description of each lot or parcel is part of the records of the County Assessor of the County of Riverside and such records are, by reference, made part of this Report.

Direct and Special Benefit

The maintenance of landscaping, multi-purpose trails, fencing, fossil filters, bio-swales, streetlights, traffic signals, and bridge lights, and graffiti abatement provides direct and special benefit to those properties located within Landscaping and Lighting Maintenance District No. 89-1-Consolidated.

Each and every lot or parcel within the District receives a particular and distinct benefit from the improvements over and above general benefits conferred by the improvements. First, improvements were conditions of approval for the creation or development of the parcels. In order to create or develop the parcels, the County or City required the original developer to install and/or guarantee the

maintenance of the improvements, and appurtenant facilities serving the lots or parcels. Therefore, each and every lot or parcel within the District could not have been developed in the absence of the installation and expected maintenance of these facilities.

In addition, the improvements continue to confer a particular and distinct special benefit upon parcels within the District because of the nature of the improvements. The proper maintenance of landscaping, multi-purpose trails, fencing, fossil filters, bio-swales, streetlights, traffic signals, bridge lights, graffiti abatement, and appurtenant facilities specially benefit parcels within the District by moderating temperatures, providing oxygenation, attenuating noise from adjacent streets and controlling dust for those properties in close proximity to the landscaping. Furthermore, the improvements aid in erosion and water quality control, dust abatement, increased public safety (e.g., control sight distance restrictions and fire hazards), improved neighborhood property protection and aesthetics, controlling or restricting the flow of traffic into and out of the development, increasing public safety for both pedestrians and the motoring public, and increasing traffic safety by improving visibility. The spraying and treating of landscaping for disease reduces the likelihood of insect infestation and other diseases spreading to landscaping located throughout the properties within the District. Streetlights also provide safety for pedestrians and motorists living and owning property in the District during the nighttime hours, and assign rights-of-way for the safety of pedestrians and motorists by defining a specific path during all hours of the day.

Streets are constructed for the safe and convenient travel of vehicles and pedestrians. They also provide an area for underground and overhead utilities. These elements are a distinct and special benefit to all developed parcels in the District. Streetlights are installed on and are for street purposes and are maintained and serviced to allow the street to perform to the standards it was designed.

Streetlights are determined to be an integral part of "streets" as a "permanent public improvement." One of the principal purposes of fixed roadway lighting is to create a nighttime environment conducive to quick, accurate, and comfortable seeing for the user of the facility. These factors, if attained, combine to improve traffic safety and achieve efficient traffic movement. Fixed lighting can enable the motorist to see detail more distinctly and to react safely toward roadway and traffic conditions present on or near the roadway facility.

The system of streets within the District is established to provide access to each parcel in the District. Streetlights provide a safer street environment for owners of the parcels served. If the parcels were not subdivided to provide individual parcels to owners within the District, there would be no need for a system of streets with streetlights. Therefore, the installation of streetlights is for the express, special benefit of the parcels within the District.

The proper maintenance of the landscaping, ornamental structures, and appurtenant facilities reduces property related crimes (especially vandalism) against properties in the District through the screening of properties within the District from arterial streets.

Finally, the proper maintenance of landscaping, multi-purpose trails, fencing, fossil filters, bio-swales, and graffiti abatement, and appurtenant structures improves the attractiveness of the properties within the District. This provides a positive visual experience each and every time a trip is made to or from the property and provides an enhanced quality of life and sense of well-being for properties within the District.

Traffic signal assessments are based on traffic studies and/or trip counts. See Section 2 (Cost Estimate) for specific zone benefits. Because all benefiting properties consist of a uniform land use, it is determined that all lots or parcels benefit equally from the improvements and the costs and expenses for the provision of electricity for the streetlights and traffic signals and the maintenance of landscaping, multi-purpose trails, fencing, fossil filters, bio-swales, traffic signals, and bridge lights, and graffiti abatement are apportioned on a per acre, per EDU (Equivalent Dwelling Unit), or per parcel basis.

Based on the benefits described above, landscaping, multi-purpose trails, fencing, fossil filters, bio-swales, streetlights, traffic signals, bridge lights, and graffiti abatement are an integral part of the quality of life of the District. This quality of life is a special benefit to those parcels that are not government owned easements, utility easements, or flood channel parcels. Government owned easements, utility easements, and flood channel parcels do not benefit from the improvements due to their use and lack of habitation on such parcels. Parcels of this nature are usually vacant narrow strips of land or flood control channels and therefore do not generate or experience pedestrian or vehicular traffic. Nor do these types of parcels support dwelling units or other structures that would promote frequent use of the parcels by the traveling public. As a result of this lack of activity on such parcels, they do not receive any benefit from landscaping, multi-purpose trails, fencing, fossil filters, bio-swales, streetlights, traffic signals, bridge lights, and graffiti abatement and therefore are not assessed.

General Benefit

The total benefit from the works of improvement is a combination of the special benefits to the parcels within the District and the general benefits to the public at large and to adjacent property owners. The portion of the total landscaping, multi-purpose trails, fencing, fossil filters, bio-swales, streetlights, traffic signals, bridge lights, and graffiti abatement maintenance costs associated with general benefits will not be assessed to the parcels in the District, but will be paid from other City Funds. Because the landscaping, multi-purpose trails, fencing, fossil filters, bio-swales, streetlights, traffic signals, bridge lights, and graffiti abatement improvements are located immediately adjacent to properties within the District and are maintained solely for the benefit of the properties within the District, any benefit received by properties outside of the District will be in the proportions stated under Special Benefit. As a result, no property is assessed in excess of the reasonable cost of the proportional special benefit conferred on that property.

Method of Apportionment of Assessment

The Act permits the establishment of assessment districts by agencies for the purpose of providing certain public improvements, which include the construction, maintenance, and servicing of public lights, landscaping, dedicated easements for landscape use, and appurtenant facilities. The Act further provides that assessments may be apportioned upon all assessable lots or parcels of land within an assessment district in proportion to the estimated benefits to be received by each lot or parcel from the improvements rather than assessed value.

"The net amount to be assessed upon lands within an assessment district may be apportioned by any formula or method which fairly distributes the net amount among all assessable lots or parcels in proportion to the estimated benefits to be received by each such lot or parcel from the improvements."

The formula used for calculating assessments reflects the composition of the parcels and the improvements and services provided by the District to fairly apportion the costs based on the estimated benefit to each parcel.

In addition, Article XIII D of the California Constitution (the "Article") requires that a parcel's assessment may not exceed the reasonable cost of the proportional special benefit conferred on that parcel. The Article provides that only special benefits are assessable, and the City must separate the general benefits from the special benefits conferred on a parcel. A special benefit is a particular and distinct benefit over and above general benefits conferred on the public at large, including real property within the district. The general enhancement of property value does not constitute a special benefit.

WHEREAS, the Board of Supervisors of the County of Riverside, State of California, did pursuant to the provisions of the Act, being Division 15 of the Streets and Highways Code of the State of California, adopt Resolution No. 94-389 to initiate proceedings to form a special assessment district known and designated as:

Landscaping and Lighting Maintenance District No. 89-1-Consolidated; and,

WHEREAS, the Menifee City Council did direct the appointed Engineer to make and file an annual Report in accordance with Article 4 (commencing with Section 22565) of Chapter 1 of Part 2 of Division 15 of the Streets and Highways Code, being an article of the aforementioned Landscaping and Lighting Act of 1972;

WHEREAS, Section 22567 of Said Article 4 states the Report shall consist of the following:

- a) Maintenance plans for the improvements
- b) An estimate of the costs of the improvements
- c) A diagram for the assessment district
- d) An assessment of the estimated costs of the maintenance of the improvements

NOW THEREFORE, I, the appointed ENGINEER, acting on behalf of the Menifee City Council, pursuant to the Act, do hereby submit the following:

1. Pursuant to the provisions of law the costs and expenses of the District have been assessed upon the parcels of land in the District benefited thereby in direct proportion and relation to the estimated benefits to be received by each of said parcels. For particulars as to the identification of said parcel, reference is made to the Assessment Diagram, a reduced copy of which is included herein.

2. As required by law, a Diagram is filed herewith, showing the District, as well as the boundaries and dimensions of the respective parcels and subdivisions of land within said District as the same exist each of which subdivisions of land or parcels or lots, respectively, have been given a separate number upon said Diagram and in the Assessment Roll contained herein.
3. The separate numbers given the subdivisions and parcels of land, as shown on said Assessment Diagram and Assessment Roll, correspond with the numbers assigned to each parcel by the Riverside County Assessor. Reference is made to the County Assessment Roll for a description of the lots or parcels.
4. There are no parcels or lots within Zones 3, 27, 37, 38, 44, 47, 49, 63, 69, 76, 77, 81, 113, 114, 117, 118, 121, 129, 130, 133, 163, 167, and 176 that are owned by a federal, state or other local governmental agency that will benefit from the services to be provided by the assessments to be collected.

The City requested Spicer Consulting Group to prepare and file an Engineer's Report for Landscaping and Lighting Maintenance District No. 89-1-Consolidated pursuant to the Landscaping and Lighting Act of 1972 presenting plans and specifications describing the general nature, location and extent of the improvements to be maintained, an estimate of the costs of the maintenance, operations and servicing of the improvements for LMD 89-1-C for the referenced Fiscal Year, a diagram for LMD 89-1-C showing the area and properties to be assessed, and an assessment of the estimated costs of the maintenance, operations and servicing the improvements, assessing the net amount upon all assessable lots and/or parcels within LMD 89-1-C in proportion to the special benefit received;

The following assessment is made to cover the portion of the estimated Maintenance¹, Servicing², and Administrative³ costs paid by the assessable real property within LMD 89-1-C in proportion to the special benefit received:

¹ Maintenance means the furnishing of services and materials for the ordinary and usual maintenance, operation, and servicing of the landscaping, fossil filters, and appurtenances including repair, removal, replacement, providing for the life growth, health, beauty of landscaping, removal of trimmings, rubbish, debris and other solid wastes.

² Servicing means furnishing of energy and water to the landscaping improvements and cleaning fossil filters.

³ Administrative Costs include administration, preparation of Engineer's Report, and County Auditor-Controller fees.

Benefit by Zone

Each of the developed parcels within the Zones listed below has been deemed to receive proportional special benefit from the maintenance and operation of the improvements within that Zone. The percentage change allowable in Fiscal Year 2025-26 assessment from the allowable Fiscal Year 2024-25 assessment is as follows:

Table 3-1
Proposed Assessment

Zone	Estimated Cost FY 2025-26	Assessable Parcels	Maximum Assessment per Unit/Acres FY 2024-25	Maximum Assessment per Unit/Acres FY 2025-26	Maximum Assessment Rate Change (%)	Actual Assessment per Unit FY 2025-26
Zone 3	\$378,482.00	3,548	\$77.68	\$77.68	0.00%	\$77.68
Zone 27	\$11,731.00	52	\$325.37	\$333.57	2.52%	\$333.57
Zone 37	\$38,927.00	394	\$169.39	\$173.66	2.52%	\$109.77
Zone 38	\$89,436.00	239	\$223.30	\$228.93	2.52%	\$228.93
Zone 44	\$59,677.00	1,243	\$85.29	\$87.44	2.52%	\$61.79
Zone 47	\$10,482.00	228	\$78.68	\$80.66	2.52%	\$58.10
Zone 49	\$2,334.00	192	\$12.56	\$12.88	2.52%	\$9.84
Zone 63	\$10,737.00	178	\$150.09	\$153.87	2.52%	\$70.60
Zone 69	\$65,151.00	128	\$519.19	\$532.27	2.52%	\$517.57
Zone 76	\$0.00	0	\$92.76	\$95.10	2.52%	\$0.00
Zone 77	\$57,305.00	70	\$467.51	\$479.29	2.52%	\$479.29
Zone 81	\$53,390.00	103	\$842.21	\$863.44	2.52%	\$530.75
Zone 113	\$1,489.00	4	\$1,052.17	\$1,078.69	2.52%	\$1,048.89
Zone 114	\$1,535.00	258	\$26.22	\$26.88	2.52%	\$23.36
Zone 117	\$11,165.00	483	\$37.60	\$38.55	2.52%	\$25.77
Zone 118	\$5,443.00	1	\$590.09	\$604.96	2.52%	\$588.25
Zone 121	\$2,467.00	715	\$7.99	\$8.19	2.52%	\$8.19
Zone 129	\$1,703.00	269	\$15.47	\$15.86	2.52%	\$15.86
Zone 130	\$13,093.00	22	\$378.81	\$388.35	2.52%	\$258.84
Zone 133	\$112,714.00	511	\$912.76	\$935.77	2.52%	\$264.52
Zone 163	\$935.00	1	\$203.41	\$208.54	2.52%	\$208.54
Zone 167	\$27,589.00	13	\$1,992.13	\$2,042.33	2.52%	\$1,985.91
Zone 176	\$3,947.00	5	\$757.34	\$776.42	2.52%	\$706.39

Table 3-2
Assessment by Zone

Zone	Fiscal Year	Maximum % Increase	Maximum Assessment	Actual Assessment	% of Maximum
Zone 3	2024-25	0.00%	\$77.68	\$77.68	100%
	2025-26	0.00%	\$77.68	\$77.68	100%
Zone 27	2024-25	4.56%	\$325.37	\$325.37	100%
	2025-26	2.52%	\$333.57	\$333.57	100%
Zone 37	2024-25	4.56%	\$169.39	\$109.77	65%
	2025-26	2.52%	\$173.66	\$109.77	63%
Zone 38	2024-25	4.56%	\$223.30	\$223.30	100%
	2025-26	2.52%	\$228.93	\$228.93	100%
Zone 44	2024-25	4.56%	\$85.29	\$61.79	72%
	2025-26	2.52%	\$87.44	\$61.79	71%
Zone 47	2024-25	4.56%	\$78.68	\$56.67	72%
	2025-26	2.52%	\$80.66	\$58.10	72%
Zone 49	2024-25	4.56%	\$12.56	\$9.84	78%
	2025-26	2.52%	\$12.88	\$9.84	76%
Zone 63	2024-25	4.56%	\$150.09	\$70.60	47%
	2025-26	2.52%	\$153.87	\$70.60	46%
Zone 69	2024-25	4.56%	\$519.19	\$504.84	97%
	2025-26	2.52%	\$532.27	\$517.57	97%
Zone 76	2024-25	4.56%	\$92.76	\$0.00	0%
	2025-26	2.52%	\$95.10	\$0.00	0%
Zone 77	2024-25	4.56%	\$467.51	\$467.51	100%
	2025-26	2.52%	\$479.29	\$479.29	100%
Zone 81	2024-25	4.56%	\$842.21	\$517.70	61%
	2025-26	2.52%	\$863.44	\$530.75	61%
Zone 113	2024-25	4.56%	\$1,052.17	\$1,023.11	97%
	2025-26	2.52%	\$1,078.69	\$1,048.89	97%
Zone 114	2024-25	4.56%	\$26.22	\$22.79	87%
	2025-26	2.52%	\$26.88	\$23.36	87%
Zone 117	2024-25	4.56%	\$37.60	\$25.77	69%
	2025-26	2.52%	\$38.55	\$25.77	67%
Zone 118	2024-25	4.56%	\$590.09	\$573.79	97%
	2025-26	2.52%	\$604.96	\$588.25	97%
Zone 121	2024-25	4.56%	\$7.99	\$7.99	100%
	2025-26	2.52%	\$8.19	\$8.19	100%
Zone 129	2024-25	4.56%	\$15.47	\$15.47	100%
	2025-26	2.52%	\$15.86	\$15.86	100%
Zone 130	2024-25	4.56%	\$378.81	\$258.84	68%
	2025-26	2.52%	\$388.35	\$258.84	67%
Zone 133	2024-25	4.56%	\$912.76	\$258.02	28%
	2025-26	2.52%	\$935.77	\$264.52	28%
Zone 163	2024-25	4.56%	\$203.41	\$203.41	100%
	2025-26	2.52%	\$208.54	\$208.54	100%
Zone 167	2024-25	4.56%	\$1,992.13	\$1,937.09	97%
	2025-26	2.52%	\$2,042.33	\$1,985.91	97%
Zone 176	2024-25	4.56%	\$757.34	\$706.39	93%
	2025-26	2.52%	\$776.42	\$706.39	91%

Executed this _____ day of _____, 2025.



FRANCISCO MARTINEZ JR
PROFESSIONAL CIVIL ENGINEER NO. 84640
ENGINEER OF WORK
CITY OF MENIFEE
STATE OF CALIFORNIA

I HEREBY CERTIFY that the enclosed Engineer's Report, together with the Assessment Roll and Assessment Diagram thereto attached was filed with me on the ____ day of _____, 2025.

CITY CLERK
CITY OF MENIFEE
STATE OF CALIFORNIA

I HEREBY CERTIFY that the enclosed Engineer's Report, together with the Assessment Roll and Assessment Diagram thereto attached, was approved and confirmed by the City Council of the City of Menifee, California, on the ____ day of _____, 2025.

CITY CLERK
CITY OF MENIFEE
STATE OF CALIFORNIA

The actual assessment and the amount of the assessment for the Fiscal Year 2025-26 apportioned to each parcel as shown on the latest equalized roll at the County Assessor's office are listed in Appendix A of this Report. The description of each lot or parcel is part of the records of the County Assessor of the County of Riverside and such records are, by reference, made part of this Report.

The total assessment for the Fiscal Year 2025-26 is **\$887,403.**²

² The actual assessment roll amount might have a minimal variance due to rounding.

A reduced copy of the Assessment Diagrams are filed herewith, are incorporated by reference in Appendix B herein, and made part of this Report.

If any parcel submitted for collection is identified by the County Auditor-Controller to be an invalid parcel number for the current Fiscal Year, a corrected parcel number and/or new parcel number will be identified and resubmitted to the County Auditor-Controller. The assessment amount to be levied and collected for the resubmitted parcel or parcels shall be based on the method of apportionment and assessment rate approved in this Report. Therefore, if a single parcel has changed to multiple parcels, the assessment amount applied to each of the new parcels shall be recalculated and applied according to the approved method of apportionment and assessment rate rather than a proportionate share of the original assessment.

Information identified on these maps was received from several sources including the owner/developer, City of Menifee, and the Riverside County Assessor.

Appendix A:

Assessment Rolls

Assessment Roll

68-3936 - LMD 89-1-C Vol.1 Zone 3

Fiscal Year 2025-26



APN	Levy	APN	Levy	APN	Levy
331431001	\$77.68	331431002	\$77.68	331431003	\$77.68
331431004	\$77.68	331431005	\$77.68	331431006	\$77.68
331431007	\$77.68	331431008	\$77.68	331431009	\$77.68
331431010	\$77.68	331431011	\$77.68	331431012	\$77.68
331431013	\$77.68	331432001	\$77.68	331432002	\$77.68
331432003	\$77.68	331432004	\$77.68	331432005	\$77.68
331432006	\$77.68	331432007	\$77.68	331432008	\$77.68
331432009	\$77.68	331432010	\$77.68	331432011	\$77.68
331432012	\$77.68	331432013	\$77.68	331432014	\$77.68
331432015	\$77.68	331432016	\$77.68	331432017	\$77.68
331432018	\$77.68	331432019	\$77.68	331432020	\$77.68
331432021	\$77.68	331432022	\$77.68	331432023	\$77.68
331432024	\$77.68	331432025	\$77.68	331432026	\$77.68
331432027	\$77.68	331432028	\$77.68	331432029	\$77.68
331432030	\$77.68	331432031	\$77.68	331441001	\$77.68
331441002	\$77.68	331441003	\$77.68	331441004	\$77.68
331441005	\$77.68	331441006	\$77.68	331441007	\$77.68
331441008	\$77.68	331441009	\$77.68	331441010	\$77.68
331441011	\$77.68	331441012	\$77.68	331441013	\$77.68
331441014	\$77.68	331441015	\$77.68	331441016	\$77.68
331441017	\$77.68	331442001	\$77.68	331442002	\$77.68
331442003	\$77.68	331442004	\$77.68	331442005	\$77.68
331442006	\$77.68	331442007	\$77.68	331442008	\$77.68
331442009	\$77.68	331442010	\$77.68	331442011	\$77.68
331442012	\$77.68	331442013	\$77.68	331442014	\$77.68
331442015	\$77.68	331442016	\$77.68	331442017	\$77.68
331443001	\$77.68	331443002	\$77.68	331443003	\$77.68
331443004	\$77.68	331443005	\$77.68	331443006	\$77.68
331443007	\$77.68	331443008	\$77.68	331443009	\$77.68
331443010	\$77.68	331443011	\$77.68	331443012	\$77.68
331443013	\$77.68	331443014	\$77.68	331443015	\$77.68
331443016	\$77.68	331443017	\$77.68	331443018	\$77.68
331443019	\$77.68	331443020	\$77.68	331443021	\$77.68
331471001	\$77.68	331471002	\$77.68	331471003	\$77.68
331471004	\$77.68	331471005	\$77.68	331471006	\$77.68
331471007	\$77.68	331471008	\$77.68	331471009	\$77.68
331471010	\$77.68	331471011	\$77.68	331471012	\$77.68
331471013	\$77.68	331471014	\$77.68	331472001	\$77.68
331472002	\$77.68	331472003	\$77.68	331472004	\$77.68
331472005	\$77.68	331472006	\$77.68	331472007	\$77.68
331472008	\$77.68	331472009	\$77.68	331472010	\$77.68
331472011	\$77.68	331472012	\$77.68	331472013	\$77.68
331472014	\$77.68	331472015	\$77.68	331472016	\$77.68
331472017	\$77.68	331472018	\$77.68	331472019	\$77.68
331472020	\$77.68	331472021	\$77.68	331472022	\$77.68
331473001	\$77.68	331473002	\$77.68	331473003	\$77.68

Assessment Roll

68-3936 - LMD 89-1-C Vol.1 Zone 3

Fiscal Year 2025-26



APN	Levy	APN	Levy	APN	Levy
331473004	\$77.68	331473005	\$77.68	331473006	\$77.68
331473007	\$77.68	331473008	\$77.68	331473009	\$77.68
331473010	\$77.68	331473011	\$77.68	331473012	\$77.68
331473013	\$77.68	331473014	\$77.68	331473015	\$77.68
331473016	\$77.68	331473017	\$77.68	331473018	\$77.68
331473019	\$77.68	331473020	\$77.68	331473021	\$77.68
331473022	\$77.68	331473023	\$77.68	331473024	\$77.68
331473025	\$77.68	331473026	\$77.68	331473027	\$77.68
331473028	\$77.68	331473029	\$77.68	331490001	\$77.68
331490002	\$77.68	331490003	\$77.68	331490004	\$77.68
331490005	\$77.68	331490006	\$77.68	331490007	\$77.68
331490008	\$77.68	331490009	\$77.68	331490010	\$77.68
331490011	\$77.68	331490012	\$77.68	331490013	\$77.68
331490014	\$77.68	331491001	\$77.68	331491002	\$77.68
331491003	\$77.68	331491004	\$77.68	331491005	\$77.68
331491006	\$77.68	331491007	\$77.68	331491008	\$77.68
331491009	\$77.68	331491010	\$77.68	331491011	\$77.68
331491012	\$77.68	331491013	\$77.68	331491014	\$77.68
331491015	\$77.68	331491016	\$77.68	331491017	\$77.68
331491018	\$77.68	331491019	\$77.68	331491020	\$77.68
331491021	\$77.68	331491022	\$77.68	331491023	\$77.68
331492001	\$77.68	331492002	\$77.68	331492003	\$77.68
331492004	\$77.68	331492005	\$77.68	331492006	\$77.68
331492007	\$77.68	331492008	\$77.68	331492009	\$77.68
331492010	\$77.68	331492011	\$77.68	331492012	\$77.68
331492013	\$77.68	331492014	\$77.68	331492015	\$77.68
331492016	\$77.68	331500001	\$77.68	331500002	\$77.68
331500003	\$77.68	331500004	\$77.68	331500005	\$77.68
331500006	\$77.68	331500007	\$77.68	331500008	\$77.68
331500009	\$77.68	331500010	\$77.68	331500011	\$77.68
331500012	\$77.68	331500013	\$77.68	331500014	\$77.68
331500015	\$77.68	331500016	\$77.68	331500017	\$77.68
331500018	\$77.68	331500019	\$77.68	331500020	\$77.68
331500021	\$77.68	333271001	\$77.68	333271002	\$77.68
333271003	\$77.68	333271004	\$77.68	333271005	\$77.68
333271006	\$77.68	333271007	\$77.68	333271008	\$77.68
333271009	\$77.68	333271010	\$77.68	333271011	\$77.68
333271012	\$77.68	333271013	\$77.68	333271014	\$77.68
333271015	\$77.68	333271016	\$77.68	333271017	\$77.68
333271018	\$77.68	333271019	\$77.68	333271020	\$77.68
333271021	\$77.68	333271022	\$77.68	333271023	\$77.68
333271024	\$77.68	333271025	\$77.68	333271026	\$77.68
333271027	\$77.68	333271028	\$77.68	333271029	\$77.68
333271030	\$77.68	333271031	\$77.68	333272001	\$77.68
333272002	\$77.68	333273001	\$77.68	333273002	\$77.68
333273003	\$77.68	333273004	\$77.68	333273005	\$77.68

Assessment Roll

68-3936 - LMD 89-1-C Vol.1 Zone 3

Fiscal Year 2025-26



APN	Levy	APN	Levy	APN	Levy
333273006	\$77.68	333273007	\$77.68	333273008	\$77.68
333273009	\$77.68	333273010	\$77.68	333274001	\$77.68
333274002	\$77.68	333274003	\$77.68	333274004	\$77.68
333274005	\$77.68	333274006	\$77.68	333274007	\$77.68
333274008	\$77.68	333274009	\$77.68	333274010	\$77.68
333274011	\$77.68	333274012	\$77.68	333274013	\$77.68
333274014	\$77.68	333274015	\$77.68	333274016	\$77.68
333274017	\$77.68	333274018	\$77.68	333274019	\$77.68
333274020	\$77.68	333274021	\$77.68	333274022	\$77.68
333274023	\$77.68	333274024	\$77.68	333275001	\$77.68
333275002	\$77.68	333275003	\$77.68	333275004	\$77.68
333275005	\$77.68	333275006	\$77.68	333275007	\$77.68
333275008	\$77.68	333275009	\$77.68	333275010	\$77.68
333275011	\$77.68	333275012	\$77.68	333275013	\$77.68
333275014	\$77.68	333275015	\$77.68	333275016	\$77.68
333275017	\$77.68	333275018	\$77.68	333275019	\$77.68
333275020	\$77.68	333275021	\$77.68	333275022	\$77.68
333275023	\$77.68	333275024	\$77.68	333275025	\$77.68
333275026	\$77.68	333275027	\$77.68	333275028	\$77.68
333275029	\$77.68	333275030	\$77.68	333275031	\$77.68
333275032	\$77.68	333275033	\$77.68	333275034	\$77.68
333275035	\$77.68	333275036	\$77.68	333275037	\$77.68
333276001	\$77.68	333276002	\$77.68	333276003	\$77.68
333276004	\$77.68	333276005	\$77.68	333276006	\$77.68
333276007	\$77.68	333276008	\$77.68	333276009	\$77.68
333276010	\$77.68	333276011	\$77.68	333276012	\$77.68
333276013	\$77.68	333276014	\$77.68	333281001	\$77.68
333281002	\$77.68	333281003	\$77.68	333281004	\$77.68
333281005	\$77.68	333281006	\$77.68	333281007	\$77.68
333281008	\$77.68	333281009	\$77.68	333281010	\$77.68
333281011	\$77.68	333281012	\$77.68	333281013	\$77.68
333281014	\$77.68	333281015	\$77.68	333281016	\$77.68
333281017	\$77.68	333281018	\$77.68	333281019	\$77.68
333281020	\$77.68	333281021	\$77.68	333282001	\$77.68
333282002	\$77.68	333282003	\$77.68	333282004	\$77.68
333282005	\$77.68	333282006	\$77.68	333282007	\$77.68
333282008	\$77.68	333282009	\$77.68	333282010	\$77.68
333282011	\$77.68	333282012	\$77.68	333282013	\$77.68
333282014	\$77.68	333282015	\$77.68	333282016	\$77.68
333282017	\$77.68	333282018	\$77.68	333282019	\$77.68
333282020	\$77.68	333282021	\$77.68	333282022	\$77.68
333282023	\$77.68	333282024	\$77.68	333282025	\$77.68
333282026	\$77.68	333282027	\$77.68	333282028	\$77.68
333282029	\$77.68	333282030	\$77.68	333283001	\$77.68
333283002	\$77.68	333283003	\$77.68	333283004	\$77.68
333283005	\$77.68	333283006	\$77.68	333283007	\$77.68

Assessment Roll

68-3936 - LMD 89-1-C Vol.1 Zone 3

Fiscal Year 2025-26



APN	Levy	APN	Levy	APN	Levy
333283008	\$77.68	333283009	\$77.68	333283010	\$77.68
333283011	\$77.68	333283012	\$77.68	333283013	\$77.68
333283014	\$77.68	333283015	\$77.68	333283016	\$77.68
333283017	\$77.68	333283018	\$77.68	333283019	\$77.68
335451001	\$77.68	335451002	\$77.68	335451003	\$77.68
335451004	\$77.68	335451005	\$77.68	335451006	\$77.68
335451007	\$77.68	335451008	\$77.68	335451009	\$77.68
335451010	\$77.68	335451011	\$77.68	335451012	\$77.68
335452001	\$77.68	335452002	\$77.68	335452003	\$77.68
335452004	\$77.68	335452005	\$77.68	335452006	\$77.68
335452007	\$77.68	335452008	\$77.68	335452009	\$77.68
335452010	\$77.68	335452011	\$77.68	335452012	\$77.68
335452013	\$77.68	335452014	\$77.68	335452015	\$77.68
335452016	\$77.68	335452017	\$77.68	335452018	\$77.68
335452019	\$77.68	335452020	\$77.68	335452021	\$77.68
335452022	\$77.68	335452027	\$77.68	335452028	\$77.68
335452029	\$77.68	335452030	\$77.68	335452031	\$77.68
335452032	\$77.68	335452033	\$77.68	335452034	\$77.68
335452035	\$77.68	335452036	\$77.68	335452037	\$77.68
335452038	\$77.68	335452039	\$77.68	335452040	\$77.68
335452041	\$77.68	335452042	\$77.68	335452043	\$77.68
335452044	\$77.68	335452045	\$77.68	335452046	\$77.68
335452047	\$77.68	335452048	\$77.68	335452049	\$77.68
335452050	\$77.68	335453001	\$77.68	335453002	\$77.68
335453003	\$77.68	335453004	\$77.68	335453007	\$77.68
335453008	\$77.68	335453009	\$77.68	335453010	\$77.68
335453011	\$77.68	335453012	\$77.68	335453013	\$77.68
335453014	\$77.68	335453015	\$77.68	335453016	\$77.68
335453017	\$77.68	335453018	\$77.68	335453019	\$77.68
335453020	\$77.68	335453021	\$77.68	335453022	\$77.68
335453023	\$77.68	335453024	\$77.68	335453025	\$77.68
335453026	\$77.68	335453027	\$77.68	335453028	\$77.68
335461001	\$77.68	335461002	\$77.68	335461003	\$77.68
335461004	\$77.68	335461005	\$77.68	335461006	\$77.68
335461009	\$77.68	335461010	\$77.68	335461011	\$77.68
335461012	\$77.68	335461013	\$77.68	335461014	\$77.68
335461015	\$77.68	335461016	\$77.68	335461017	\$77.68
335461018	\$77.68	335461021	\$77.68	335461022	\$77.68
335461023	\$77.68	335461024	\$77.68	335461025	\$77.68
335461026	\$77.68	335461027	\$77.68	335461028	\$77.68
335461029	\$77.68	335461030	\$77.68	335461031	\$77.68
335461032	\$77.68	335461033	\$77.68	335462001	\$77.68
335462002	\$77.68	335462003	\$77.68	335462004	\$77.68
335462005	\$77.68	335462006	\$77.68	335463001	\$77.68
335463002	\$77.68	335463003	\$77.68	335463004	\$77.68
335463005	\$77.68	335463006	\$77.68	335463007	\$77.68

Assessment Roll

68-3936 - LMD 89-1-C Vol.1 Zone 3

Fiscal Year 2025-26



APN	Levy	APN	Levy	APN	Levy
335463008	\$77.68	335463009	\$77.68	335463010	\$77.68
335463011	\$77.68	335463012	\$77.68	335463013	\$77.68
335463014	\$77.68	335463015	\$77.68	335463016	\$77.68
335463017	\$77.68	335463018	\$77.68	335463019	\$77.68
335463020	\$77.68	335463021	\$77.68	335463022	\$77.68
335463023	\$77.68	335463024	\$77.68	335463025	\$77.68
335463026	\$77.68	335463029	\$77.68	335463030	\$77.68
335463031	\$77.68	335463032	\$77.68	335463033	\$77.68
335464001	\$77.68	335464002	\$77.68	335464003	\$77.68
335464004	\$77.68	335464005	\$77.68	335464006	\$77.68
335464007	\$77.68	335464008	\$77.68	335464009	\$77.68
335464010	\$77.68	335464011	\$77.68	335464012	\$77.68
335464013	\$77.68	335464014	\$77.68	335464015	\$77.68
335464016	\$77.68	335464017	\$77.68	335464018	\$77.68
335464019	\$77.68	335464020	\$77.68	335464024	\$77.68
335464025	\$77.68	335464026	\$77.68	335464027	\$77.68
335464028	\$77.68	335510001	\$77.68	335510002	\$77.68
335510003	\$77.68	335510004	\$77.68	335510005	\$77.68
335510006	\$77.68	335510007	\$77.68	335510008	\$77.68
335510009	\$77.68	335510010	\$77.68	335510011	\$77.68
335510012	\$77.68	335510013	\$77.68	335510014	\$77.68
335510015	\$77.68	335510016	\$77.68	335510017	\$77.68
335510018	\$77.68	335510019	\$77.68	335510020	\$77.68
335510021	\$77.68	335510022	\$77.68	335510023	\$77.68
335510024	\$77.68	335510025	\$77.68	335510026	\$77.68
335510027	\$77.68	335510028	\$77.68	335510029	\$77.68
335510030	\$77.68	335510031	\$77.68	335510032	\$77.68
335510033	\$77.68	335510034	\$77.68	335510035	\$77.68
335510036	\$77.68	335510037	\$77.68	335510038	\$77.68
335510039	\$77.68	335510040	\$77.68	335510041	\$77.68
335510042	\$77.68	335510043	\$77.68	335510044	\$77.68
335510045	\$77.68	335510046	\$77.68	335510047	\$77.68
335510048	\$77.68	335510049	\$77.68	335510050	\$77.68
335510051	\$77.68	335510052	\$77.68	335510053	\$77.68
335510054	\$77.68	335510055	\$77.68	335510056	\$77.68
335510057	\$77.68	335510058	\$77.68	335510059	\$77.68
335510060	\$77.68	335510061	\$77.68	335510062	\$77.68
335510063	\$77.68	335510064	\$77.68	335510065	\$77.68
335510066	\$77.68	335510067	\$77.68	335510068	\$77.68
335510069	\$77.68	335510070	\$77.68	335510071	\$77.68
335510072	\$77.68	335510073	\$77.68	335510074	\$77.68
335510075	\$77.68	335510076	\$77.68	335510077	\$77.68
335510078	\$77.68	335510079	\$77.68	335510080	\$77.68
335510081	\$77.68	335510082	\$77.68	335510083	\$77.68
335510084	\$77.68	335510085	\$77.68	335510086	\$77.68
335510087	\$77.68	335510088	\$77.68	335520001	\$77.68

Assessment Roll

68-3936 - LMD 89-1-C Vol.1 Zone 3

Fiscal Year 2025-26



APN	Levy	APN	Levy	APN	Levy
335520002	\$77.68	335520003	\$77.68	335520004	\$77.68
335520005	\$77.68	335520006	\$77.68	335520007	\$77.68
335520008	\$77.68	335520009	\$77.68	335520010	\$77.68
335520011	\$77.68	335520012	\$77.68	335520013	\$77.68
335520014	\$77.68	335520015	\$77.68	335520016	\$77.68
335520017	\$77.68	335520018	\$77.68	335520019	\$77.68
335520020	\$77.68	335520021	\$77.68	335520022	\$77.68
335520023	\$77.68	335520024	\$77.68	335520025	\$77.68
335520026	\$77.68	335520027	\$77.68	335520028	\$77.68
335520029	\$77.68	335520030	\$77.68	335520031	\$77.68
335520032	\$77.68	335520033	\$77.68	335520034	\$77.68
335520035	\$77.68	335520036	\$77.68	335520037	\$77.68
335520038	\$77.68	335520039	\$77.68	335520040	\$77.68
335520041	\$77.68	335520042	\$77.68	335520043	\$77.68
335520044	\$77.68	335520045	\$77.68	335520046	\$77.68
335520047	\$77.68	335520048	\$77.68	335520049	\$77.68
335520050	\$77.68	335520051	\$77.68	335520052	\$77.68
335520053	\$77.68	335520054	\$77.68	335520055	\$77.68
335520056	\$77.68	335520057	\$77.68	335520058	\$77.68
335520059	\$77.68	335520060	\$77.68	335520061	\$77.68
335520062	\$77.68	335520063	\$77.68	335520064	\$77.68
335520065	\$77.68	335520066	\$77.68	335520067	\$77.68
335520068	\$77.68	335520069	\$77.68	335520070	\$77.68
335520071	\$77.68	335520072	\$77.68	335520073	\$77.68
335520074	\$77.68	335520075	\$77.68	335520076	\$77.68
335520077	\$77.68	335520078	\$77.68	335520079	\$77.68
335520080	\$77.68	335520081	\$77.68	335520082	\$77.68
335520083	\$77.68	335520084	\$77.68	335520085	\$77.68
335520086	\$77.68	336390001	\$77.68	336390002	\$77.68
336390003	\$77.68	336390004	\$77.68	336390005	\$77.68
336390006	\$77.68	336390007	\$77.68	336390008	\$77.68
336390009	\$77.68	336390010	\$77.68	336390011	\$77.68
336390012	\$77.68	336390013	\$77.68	336390014	\$77.68
336390015	\$77.68	336390016	\$77.68	336391001	\$77.68
336391002	\$77.68	336391003	\$77.68	336391004	\$77.68
336391005	\$77.68	336391006	\$77.68	336391007	\$77.68
336392001	\$77.68	336392002	\$77.68	336392003	\$77.68
336392004	\$77.68	336392005	\$77.68	336392006	\$77.68
336392007	\$77.68	336392008	\$77.68	336392009	\$77.68
336392010	\$77.68	336392011	\$77.68	336392012	\$77.68
336392013	\$77.68	336392014	\$77.68	336392015	\$77.68
336392016	\$77.68	336392017	\$77.68	336392018	\$77.68
336392019	\$77.68	336392020	\$77.68	336392021	\$77.68
336392022	\$77.68	338251001	\$77.68	338251002	\$77.68
338251003	\$77.68	338251004	\$77.68	338251005	\$77.68
338251006	\$77.68	338251009	\$77.68	338251010	\$77.68

Assessment Roll

68-3936 - LMD 89-1-C Vol.1 Zone 3

Fiscal Year 2025-26



APN	Levy	APN	Levy	APN	Levy
338251011	\$77.68	338251012	\$77.68	338251013	\$77.68
338251014	\$77.68	338251015	\$77.68	338251016	\$77.68
338251017	\$77.68	338251019	\$77.68	338251030	\$77.68
338252001	\$77.68	338252002	\$77.68	338252003	\$77.68
338252006	\$77.68	338252007	\$77.68	338252010	\$77.68
338252011	\$77.68	338252012	\$77.68	338252013	\$77.68
338252014	\$77.68	338252015	\$77.68	338252016	\$77.68
338252017	\$77.68	338252018	\$77.68	338252019	\$77.68
338252020	\$77.68	338252021	\$77.68	338252022	\$77.68
338253024	\$77.68	338253026	\$77.68	338253028	\$77.68
338253030	\$77.68	338253032	\$77.68	338253034	\$77.68
338253036	\$77.68	338253038	\$77.68	338253040	\$77.68
338261001	\$77.68	338261002	\$77.68	338261003	\$77.68
338261004	\$77.68	338261005	\$77.68	338261006	\$77.68
338261007	\$77.68	338261008	\$77.68	338261009	\$77.68
338261010	\$77.68	338261011	\$77.68	338261012	\$77.68
338261013	\$77.68	338261014	\$77.68	338261015	\$77.68
338261016	\$77.68	338261017	\$77.68	338261018	\$77.68
338262001	\$77.68	338262002	\$77.68	338262003	\$77.68
338262004	\$77.68	338262005	\$77.68	338262006	\$77.68
338262007	\$77.68	338262008	\$77.68	338262009	\$77.68
338262010	\$77.68	338262011	\$77.68	338262012	\$77.68
338263025	\$77.68	338263027	\$77.68	338263029	\$77.68
338263031	\$77.68	338263033	\$77.68	338263035	\$77.68
338263037	\$77.68	338263039	\$77.68	338263041	\$77.68
338263043	\$77.68	338263045	\$77.68	338271001	\$77.68
338271002	\$77.68	338271003	\$77.68	338271004	\$77.68
338271005	\$77.68	338271006	\$77.68	338271007	\$77.68
338271008	\$77.68	338271009	\$77.68	338271010	\$77.68
338271011	\$77.68	338271012	\$77.68	338271013	\$77.68
338271014	\$77.68	338271015	\$77.68	338271016	\$77.68
338271017	\$77.68	338271018	\$77.68	338271019	\$77.68
338271020	\$77.68	338271021	\$77.68	338271022	\$77.68
338271023	\$77.68	338271024	\$77.68	338272001	\$77.68
338272002	\$77.68	338272003	\$77.68	338272004	\$77.68
338272005	\$77.68	338272006	\$77.68	338272007	\$77.68
338272008	\$77.68	338272009	\$77.68	338272010	\$77.68
338272011	\$77.68	338272012	\$77.68	338272013	\$77.68
338272014	\$77.68	338272015	\$77.68	338272016	\$77.68
338272017	\$77.68	338272018	\$77.68	338272019	\$77.68
338272020	\$77.68	338272021	\$77.68	338273001	\$77.68
338273002	\$77.68	338273003	\$77.68	338273004	\$77.68
338273005	\$77.68	338273006	\$77.68	338273007	\$77.68
338273008	\$77.68	338273009	\$77.68	338273010	\$77.68
338273011	\$77.68	338273012	\$77.68	338273013	\$77.68
338273014	\$77.68	338273015	\$77.68	338281001	\$77.68

Assessment Roll

68-3936 - LMD 89-1-C Vol.1 Zone 3

Fiscal Year 2025-26



APN	Levy	APN	Levy	APN	Levy
338281002	\$77.68	338281003	\$77.68	338281004	\$77.68
338282001	\$77.68	338282002	\$77.68	338282003	\$77.68
338282004	\$77.68	338282005	\$77.68	338282006	\$77.68
338282007	\$77.68	338282008	\$77.68	338282009	\$77.68
338282010	\$77.68	338282011	\$77.68	338282012	\$77.68
338282013	\$77.68	338282014	\$77.68	338282015	\$77.68
338282016	\$77.68	338282017	\$77.68	338282018	\$77.68
338282019	\$77.68	338282020	\$77.68	338282021	\$77.68
338282022	\$77.68	338282023	\$77.68	338282024	\$77.68
338282025	\$77.68	338282026	\$77.68	338282027	\$77.68
338282028	\$77.68	338282029	\$77.68	338282030	\$77.68
338282031	\$77.68	338282032	\$77.68	338282033	\$77.68
338282034	\$77.68	338282035	\$77.68	338282036	\$77.68
338282037	\$77.68	338282038	\$77.68	338282039	\$77.68
338282040	\$77.68	338283001	\$77.68	338283002	\$77.68
338283003	\$77.68	338283004	\$77.68	338283005	\$77.68
338283006	\$77.68	338283007	\$77.68	338284001	\$77.68
338284002	\$77.68	338284003	\$77.68	338284004	\$77.68
338284005	\$77.68	338284006	\$77.68	338284007	\$77.68
338284008	\$77.68	338284009	\$77.68	338284010	\$77.68
338284011	\$77.68	338284012	\$77.68	338301001	\$77.68
338301002	\$77.68	338301003	\$77.68	338301004	\$77.68
338301005	\$77.68	338301006	\$77.68	338301007	\$77.68
338301008	\$77.68	338301009	\$77.68	338301010	\$77.68
338301011	\$77.68	338301012	\$77.68	338301013	\$77.68
338301014	\$77.68	338301015	\$77.68	338301016	\$77.68
338301017	\$77.68	338301018	\$77.68	338301019	\$77.68
338301020	\$77.68	338301021	\$77.68	338301022	\$77.68
338301023	\$77.68	338301024	\$77.68	338301025	\$77.68
338301026	\$77.68	338301027	\$77.68	338301028	\$77.68
338301029	\$77.68	338301030	\$77.68	338301031	\$77.68
338301032	\$77.68	338301033	\$77.68	338301034	\$77.68
338301035	\$77.68	338301036	\$77.68	338301037	\$77.68
338301038	\$77.68	338301039	\$77.68	338301040	\$77.68
338301041	\$77.68	338301042	\$77.68	338302001	\$77.68
338302002	\$77.68	338302003	\$77.68	338302004	\$77.68
338302005	\$77.68	338302006	\$77.68	338302007	\$77.68
338311001	\$77.68	338311002	\$77.68	338311003	\$77.68
338311004	\$77.68	338311005	\$77.68	338311006	\$77.68
338311007	\$77.68	338311008	\$77.68	338311009	\$77.68
338311010	\$77.68	338311011	\$77.68	338311012	\$77.68
338311013	\$77.68	338311014	\$77.68	338311015	\$77.68
338311016	\$77.68	338311017	\$77.68	338311018	\$77.68
338311019	\$77.68	338311020	\$77.68	338311021	\$77.68
338311022	\$77.68	338311023	\$77.68	338311024	\$77.68
338311025	\$77.68	338311026	\$77.68	338311027	\$77.68

Assessment Roll

68-3936 - LMD 89-1-C Vol.1 Zone 3

Fiscal Year 2025-26



APN	Levy	APN	Levy	APN	Levy
338311028	\$77.68	338311029	\$77.68	338311030	\$77.68
338311031	\$77.68	338312001	\$77.68	338312002	\$77.68
338312003	\$77.68	338312004	\$77.68	338312005	\$77.68
338312006	\$77.68	338312007	\$77.68	338312008	\$77.68
338312009	\$77.68	338312010	\$77.68	338312011	\$77.68
338312012	\$77.68	338312013	\$77.68	338312014	\$77.68
338312015	\$77.68	338312016	\$77.68	338312017	\$77.68
338312018	\$77.68	338312019	\$77.68	338312020	\$77.68
338312021	\$77.68	338312022	\$77.68	338312023	\$77.68
338312024	\$77.68	338313001	\$77.68	338313002	\$77.68
338313003	\$77.68	338313004	\$77.68	338313005	\$77.68
338313006	\$77.68	338313007	\$77.68	338313008	\$77.68
338313009	\$77.68	338313010	\$77.68	338313011	\$77.68
338313012	\$77.68	338313013	\$77.68	338313014	\$77.68
338313015	\$77.68	338313016	\$77.68	338313017	\$77.68
338313018	\$77.68	338313019	\$77.68	338313020	\$77.68
338313021	\$77.68	339221001	\$77.68	339221002	\$77.68
339221003	\$77.68	339221004	\$77.68	339221005	\$77.68
339221006	\$77.68	339221007	\$77.68	339221008	\$77.68
339221009	\$77.68	339221010	\$77.68	339221011	\$77.68
339221012	\$77.68	339221013	\$77.68	339222001	\$77.68
339222002	\$77.68	339222003	\$77.68	339222004	\$77.68
339222005	\$77.68	339222006	\$77.68	339222007	\$77.68
339222008	\$77.68	339222009	\$77.68	339222010	\$77.68
339222011	\$77.68	339222012	\$77.68	339222013	\$77.68
339222014	\$77.68	339222015	\$77.68	339223001	\$77.68
339223002	\$77.68	339223003	\$77.68	339223004	\$77.68
339223005	\$77.68	339223006	\$77.68	339223007	\$77.68
339223008	\$77.68	339223009	\$77.68	339223010	\$77.68
339223011	\$77.68	339223012	\$77.68	339223013	\$77.68
339223014	\$77.68	339223015	\$77.68	339223016	\$77.68
339223017	\$77.68	339223018	\$77.68	339223019	\$77.68
339223020	\$77.68	339223021	\$77.68	339223022	\$77.68
339223023	\$77.68	339223024	\$77.68	339223025	\$77.68
339223026	\$77.68	339223027	\$77.68	339223028	\$77.68
339231001	\$77.68	339231002	\$77.68	339231003	\$77.68
339231004	\$77.68	339231005	\$77.68	339231006	\$77.68
339231007	\$77.68	339231008	\$77.68	339231009	\$77.68
339231010	\$77.68	339231011	\$77.68	339231012	\$77.68
339231013	\$77.68	339231014	\$77.68	339231015	\$77.68
339231016	\$77.68	339231017	\$77.68	339231018	\$77.68
339231019	\$77.68	339231020	\$77.68	339231021	\$77.68
339231022	\$77.68	339231023	\$77.68	339231024	\$77.68
339231025	\$77.68	339231026	\$77.68	339231027	\$77.68
339232001	\$77.68	339232002	\$77.68	339232003	\$77.68
339232004	\$77.68	339232005	\$77.68	339232006	\$77.68

Assessment Roll

68-3936 - LMD 89-1-C Vol.1 Zone 3

Fiscal Year 2025-26



APN	Levy	APN	Levy	APN	Levy
339232007	\$77.68	339232008	\$77.68	339232009	\$77.68
339232010	\$77.68	339232011	\$77.68	339232012	\$77.68
339232013	\$77.68	339232014	\$77.68	339233001	\$77.68
339233002	\$77.68	339233003	\$77.68	339233004	\$77.68
339233005	\$77.68	339233006	\$77.68	339233007	\$77.68
339233008	\$77.68	339241001	\$77.68	339241002	\$77.68
339241003	\$77.68	339241004	\$77.68	339241005	\$77.68
339241006	\$77.68	339241007	\$77.68	339241008	\$77.68
339241009	\$77.68	339241010	\$77.68	339241011	\$77.68
339241012	\$77.68	339241013	\$77.68	339241014	\$77.68
339241015	\$77.68	339241016	\$77.68	339241017	\$77.68
339241018	\$77.68	339241019	\$77.68	339241020	\$77.68
339241021	\$77.68	339241022	\$77.68	339241023	\$77.68
339241024	\$77.68	339241025	\$77.68	339241026	\$77.68
339241027	\$77.68	339241028	\$77.68	339241029	\$77.68
339242001	\$77.68	339242002	\$77.68	339242003	\$77.68
339242004	\$77.68	339242005	\$77.68	339251001	\$77.68
339251002	\$77.68	339251003	\$77.68	339251004	\$77.68
339251005	\$77.68	339251006	\$77.68	339251007	\$77.68
339251008	\$77.68	339251009	\$77.68	339251010	\$77.68
339251011	\$77.68	339251012	\$77.68	339251013	\$77.68
339251014	\$77.68	339251015	\$77.68	339251016	\$77.68
339251017	\$77.68	339251018	\$77.68	339251019	\$77.68
339251020	\$77.68	339252001	\$77.68	339252002	\$77.68
339252003	\$77.68	339252004	\$77.68	339252005	\$77.68
339252006	\$77.68	339252007	\$77.68	339252008	\$77.68
339252009	\$77.68	339252010	\$77.68	339252011	\$77.68
339252012	\$77.68	339252013	\$77.68	339252014	\$77.68
339253001	\$77.68	339253002	\$77.68	339253003	\$77.68
339261001	\$77.68	339261002	\$77.68	339261003	\$77.68
339261004	\$77.68	339261005	\$77.68	339261006	\$77.68
339261007	\$77.68	339261008	\$77.68	339261009	\$77.68
339261010	\$77.68	339261011	\$77.68	339261012	\$77.68
339261013	\$77.68	339261014	\$77.68	339261015	\$77.68
339261016	\$77.68	339261017	\$77.68	339262001	\$77.68
339262002	\$77.68	339262003	\$77.68	339262004	\$77.68
339262005	\$77.68	339262006	\$77.68	339262007	\$77.68
339262008	\$77.68	339262009	\$77.68	339262010	\$77.68
339262011	\$77.68	339262012	\$77.68	339262013	\$77.68
339262014	\$77.68	339262015	\$77.68	339263001	\$77.68
339263002	\$77.68	339263003	\$77.68	339263004	\$77.68
339263005	\$77.68	339263006	\$77.68	339281001	\$77.68
339281002	\$77.68	339281003	\$77.68	339281004	\$77.68
339281005	\$77.68	339281006	\$77.68	339281007	\$77.68
339281008	\$77.68	339282001	\$77.68	339282002	\$77.68
339282003	\$77.68	339282004	\$77.68	339282005	\$77.68

Assessment Roll

68-3936 - LMD 89-1-C Vol.1 Zone 3

Fiscal Year 2025-26



APN	Levy	APN	Levy	APN	Levy
339282006	\$77.68	339282007	\$77.68	339282008	\$77.68
339282009	\$77.68	339282010	\$77.68	339282011	\$77.68
339282012	\$77.68	339282013	\$77.68	339282014	\$77.68
339283001	\$77.68	339283002	\$77.68	339283003	\$77.68
339283004	\$77.68	339283005	\$77.68	339283006	\$77.68
339283007	\$77.68	339283008	\$77.68	339283009	\$77.68
339283010	\$77.68	339283011	\$77.68	339283012	\$77.68
339283013	\$77.68	339283014	\$77.68	339283015	\$77.68
339283016	\$77.68	339283017	\$77.68	339283018	\$77.68
339283019	\$77.68	339283020	\$77.68	339283021	\$77.68
339283022	\$77.68	339284001	\$77.68	339284002	\$77.68
339284003	\$77.68	339284004	\$77.68	339284005	\$77.68
339284006	\$77.68	339284007	\$77.68	339284008	\$77.68
339284009	\$77.68	339284010	\$77.68	339284011	\$77.68
339284012	\$77.68	339284013	\$77.68	339284014	\$77.68
339284015	\$77.68	339284016	\$77.68	339284017	\$77.68
339284018	\$77.68	339284019	\$77.68	339284020	\$77.68
339284021	\$77.68	339284022	\$77.68	339284023	\$77.68
339284024	\$77.68	339284025	\$77.68	339284026	\$77.68
339284027	\$77.68	339291001	\$77.68	339291002	\$77.68
339291003	\$77.68	339291004	\$77.68	339291005	\$77.68
339291006	\$77.68	339291007	\$77.68	339291008	\$77.68
339291009	\$77.68	339291010	\$77.68	339291011	\$77.68
339291012	\$77.68	339292001	\$77.68	339292002	\$77.68
339292003	\$77.68	339292004	\$77.68	339292005	\$77.68
339292006	\$77.68	339292007	\$77.68	339292008	\$77.68
339292009	\$77.68	339292010	\$77.68	339292011	\$77.68
339292012	\$77.68	339293001	\$77.68	339293002	\$77.68
339293003	\$77.68	339293004	\$77.68	339293005	\$77.68
339293006	\$77.68	339293007	\$77.68	339293008	\$77.68
339293009	\$77.68	339301001	\$77.68	339301002	\$77.68
339301003	\$77.68	339301004	\$77.68	339301005	\$77.68
339301006	\$77.68	339301007	\$77.68	339301008	\$77.68
339301009	\$77.68	339301010	\$77.68	339301011	\$77.68
339301012	\$77.68	339301013	\$77.68	339301014	\$77.68
339301015	\$77.68	339301016	\$77.68	339301017	\$77.68
339301018	\$77.68	339301019	\$77.68	339301020	\$77.68
339301021	\$77.68	339301022	\$77.68	339301023	\$77.68
339301024	\$77.68	339301025	\$77.68	339301026	\$77.68
339302001	\$77.68	339302002	\$77.68	339302003	\$77.68
339302004	\$77.68	339302005	\$77.68	339302006	\$77.68
339302007	\$77.68	339302008	\$77.68	339302009	\$77.68
339302010	\$77.68	339303001	\$77.68	339303002	\$77.68
339303003	\$77.68	339303004	\$77.68	339303005	\$77.68
339303006	\$77.68	339303007	\$77.68	339303008	\$77.68
339304001	\$77.68	339304002	\$77.68	339304003	\$77.68

Assessment Roll

68-3936 - LMD 89-1-C Vol.1 Zone 3

Fiscal Year 2025-26



APN	Levy	APN	Levy	APN	Levy
339304004	\$77.68	339304005	\$77.68	339304006	\$77.68
339304007	\$77.68	339304008	\$77.68	339304009	\$77.68
339304010	\$77.68	339311001	\$77.68	339311002	\$77.68
339311003	\$77.68	339311004	\$77.68	339311005	\$77.68
339311006	\$77.68	339311007	\$77.68	339311008	\$77.68
339311009	\$77.68	339311010	\$77.68	339311011	\$77.68
339311012	\$77.68	339311013	\$77.68	339311014	\$77.68
339311015	\$77.68	339312001	\$77.68	339312002	\$77.68
339312003	\$77.68	339312004	\$77.68	339312005	\$77.68
339312006	\$77.68	339312007	\$77.68	339312008	\$77.68
339312009	\$77.68	339313001	\$77.68	339313002	\$77.68
339313003	\$77.68	339313004	\$77.68	339313005	\$77.68
339313006	\$77.68	339313007	\$77.68	339313008	\$77.68
339313009	\$77.68	339313010	\$77.68	339313011	\$77.68
339313012	\$77.68	339313013	\$77.68	339313014	\$77.68
339313015	\$77.68	339313016	\$77.68	339313017	\$77.68
339313018	\$77.68	339314001	\$77.68	339314002	\$77.68
339314003	\$77.68	339314004	\$77.68	339314005	\$77.68
339314006	\$77.68	339314007	\$77.68	339331001	\$77.68
339331002	\$77.68	339331003	\$77.68	339331004	\$77.68
339331005	\$77.68	339331006	\$77.68	339331007	\$77.68
339331008	\$77.68	339331009	\$77.68	339331010	\$77.68
339331011	\$77.68	339331012	\$77.68	339331013	\$77.68
339331014	\$77.68	339331015	\$77.68	339331016	\$77.68
339331017	\$77.68	339331018	\$77.68	339331019	\$77.68
339332001	\$77.68	339332002	\$77.68	339332003	\$77.68
339332004	\$77.68	339332005	\$77.68	339332006	\$77.68
339332007	\$77.68	339332008	\$77.68	339332009	\$77.68
339332010	\$77.68	339332011	\$77.68	339332012	\$77.68
339332013	\$77.68	339332014	\$77.68	339332015	\$77.68
339332016	\$77.68	339332017	\$77.68	339332018	\$77.68
339332019	\$77.68	339332020	\$77.68	339332021	\$77.68
339332022	\$77.68	339332023	\$77.68	339332024	\$77.68
339332025	\$77.68	339332026	\$77.68	339332027	\$77.68
339332028	\$77.68	339333001	\$77.68	339333002	\$77.68
339333003	\$77.68	339333004	\$77.68	339333005	\$77.68
339333006	\$77.68	339333007	\$77.68	339333008	\$77.68
339334001	\$77.68	339334002	\$77.68	339334003	\$77.68
339334004	\$77.68	339334005	\$77.68	339334006	\$77.68
339334007	\$77.68	339334008	\$77.68	339334009	\$77.68
339334010	\$77.68	339334011	\$77.68	339334012	\$77.68
339334013	\$77.68	339334014	\$77.68	339334015	\$77.68
339334016	\$77.68	339334017	\$77.68	339334018	\$77.68
339334019	\$77.68	339334020	\$77.68	339334021	\$77.68
339334022	\$77.68	339334023	\$77.68	339334024	\$77.68
339334025	\$77.68	339334026	\$77.68	339334027	\$77.68

Assessment Roll

68-3936 - LMD 89-1-C Vol.1 Zone 3

Fiscal Year 2025-26



APN	Levy	APN	Levy	APN	Levy
339341001	\$77.68	339341002	\$77.68	339341003	\$77.68
339341004	\$77.68	339341005	\$77.68	339341006	\$77.68
339341007	\$77.68	339341008	\$77.68	339341009	\$77.68
339341010	\$77.68	339341011	\$77.68	339341012	\$77.68
339341013	\$77.68	339341014	\$77.68	339341015	\$77.68
339341016	\$77.68	339341017	\$77.68	339341018	\$77.68
339341019	\$77.68	339341020	\$77.68	339341021	\$77.68
339341022	\$77.68	339341023	\$77.68	339342001	\$77.68
339342002	\$77.68	339342003	\$77.68	339342004	\$77.68
339342005	\$77.68	339342006	\$77.68	339342007	\$77.68
339342008	\$77.68	339342009	\$77.68	339342010	\$77.68
339342011	\$77.68	339342012	\$77.68	339342013	\$77.68
339342014	\$77.68	339342015	\$77.68	339342016	\$77.68
339371001	\$77.68	339371002	\$77.68	339371003	\$77.68
339371004	\$77.68	339371005	\$77.68	339372001	\$77.68
339372002	\$77.68	339372003	\$77.68	339372004	\$77.68
339372005	\$77.68	339372006	\$77.68	339372007	\$77.68
339372008	\$77.68	339372009	\$77.68	339372010	\$77.68
339372011	\$77.68	339372012	\$77.68	339372013	\$77.68
339372014	\$77.68	339372015	\$77.68	339372016	\$77.68
339372017	\$77.68	339372018	\$77.68	339372019	\$77.68
339372020	\$77.68	339372021	\$77.68	339372022	\$77.68
339372023	\$77.68	339372024	\$77.68	339372025	\$77.68
339372026	\$77.68	339372027	\$77.68	339372028	\$77.68
339372029	\$77.68	339372030	\$77.68	339372031	\$77.68
339372032	\$77.68	339372033	\$77.68	339372034	\$77.68
339372035	\$77.68	339372036	\$77.68	339372037	\$77.68
339372038	\$77.68	339372039	\$77.68	339373001	\$77.68
339373002	\$77.68	339373003	\$77.68	339373004	\$77.68
339373005	\$77.68	339373006	\$77.68	339381001	\$77.68
339381002	\$77.68	339381003	\$77.68	339381004	\$77.68
339382001	\$77.68	339382002	\$77.68	339382003	\$77.68
339382004	\$77.68	339382005	\$77.68	339382006	\$77.68
339382007	\$77.68	339382008	\$77.68	339382009	\$77.68
339382010	\$77.68	339382011	\$77.68	339382012	\$77.68
339382013	\$77.68	339382014	\$77.68	339382015	\$77.68
339382016	\$77.68	339382017	\$77.68	339382018	\$77.68
339382019	\$77.68	339382020	\$77.68	339382021	\$77.68
339382022	\$77.68	339382023	\$77.68	339382024	\$77.68
339382025	\$77.68	339382026	\$77.68	339383001	\$77.68
339383002	\$77.68	339383003	\$77.68	339383004	\$77.68
339383005	\$77.68	339383006	\$77.68	339383007	\$77.68
339383008	\$77.68	339383009	\$77.68	339383010	\$77.68
339383011	\$77.68	339383012	\$77.68	339383013	\$77.68
339383014	\$77.68	339383015	\$77.68	339383016	\$77.68
339383017	\$77.68	339383018	\$77.68	339383019	\$77.68

Assessment Roll

68-3936 - LMD 89-1-C Vol.1 Zone 3

Fiscal Year 2025-26



APN	Levy	APN	Levy	APN	Levy
339383020	\$77.68	339383021	\$77.68	339383022	\$77.68
339383023	\$77.68	339383024	\$77.68	339383025	\$77.68
339391001	\$77.68	339391002	\$77.68	339391003	\$77.68
339391004	\$77.68	339391005	\$77.68	339391006	\$77.68
339391007	\$77.68	339391008	\$77.68	339391009	\$77.68
339391010	\$77.68	339391011	\$77.68	339391012	\$77.68
339391013	\$77.68	339392001	\$77.68	339392002	\$77.68
339392003	\$77.68	339392004	\$77.68	339392005	\$77.68
339392006	\$77.68	339392007	\$77.68	339392008	\$77.68
339392009	\$77.68	339392010	\$77.68	339392011	\$77.68
339392012	\$77.68	339392013	\$77.68	339392014	\$77.68
339393001	\$77.68	339393002	\$77.68	339393003	\$77.68
339393004	\$77.68	339393005	\$77.68	339393006	\$77.68
339393007	\$77.68	339393008	\$77.68	339393009	\$77.68
339393010	\$77.68	339393011	\$77.68	339393012	\$77.68
339393013	\$77.68	339393014	\$77.68	339393015	\$77.68
339393016	\$77.68	339393017	\$77.68	339393018	\$77.68
339393019	\$77.68	339393020	\$77.68	339393021	\$77.68
339393022	\$77.68	339393023	\$77.68	339393024	\$77.68
339393025	\$77.68	339393026	\$77.68	339393027	\$77.68
339393028	\$77.68	339393029	\$77.68	339393030	\$77.68
339393031	\$77.68	339393032	\$77.68	339393033	\$77.68
339393034	\$77.68	339393035	\$77.68	339393036	\$77.68
339393037	\$77.68	339393038	\$77.68	339393039	\$77.68
339393040	\$77.68	339393041	\$77.68	339393042	\$77.68
339393043	\$77.68	339393044	\$77.68	339393045	\$77.68
339393046	\$77.68	339393047	\$77.68	339393048	\$77.68
339393049	\$77.68	339393050	\$77.68	339393051	\$77.68
339393052	\$77.68	339393053	\$77.68	339401001	\$77.68
339401002	\$77.68	339401003	\$77.68	339401004	\$77.68
339401005	\$77.68	339401006	\$77.68	339401007	\$77.68
339401008	\$77.68	339401009	\$77.68	339401010	\$77.68
339401011	\$77.68	339401012	\$77.68	339401013	\$77.68
339401014	\$77.68	339401015	\$77.68	339401016	\$77.68
339401018	\$77.68	339401019	\$77.68	339401020	\$77.68
339401021	\$77.68	339401022	\$77.68	339402001	\$77.68
339402002	\$77.68	339402003	\$77.68	339402004	\$77.68
339402005	\$77.68	339402006	\$77.68	339402007	\$77.68
339402008	\$77.68	339402009	\$77.68	339402010	\$77.68
339403001	\$77.68	339403002	\$77.68	339403003	\$77.68
339403004	\$77.68	339403005	\$77.68	339403006	\$77.68
339403007	\$77.68	339403008	\$77.68	339403009	\$77.68
339403010	\$77.68	339403011	\$77.68	339403012	\$77.68
339403013	\$77.68	339403015	\$77.68	339403016	\$77.68
339403017	\$77.68	339403018	\$77.68	339403019	\$77.68
339403020	\$77.68	339403021	\$77.68	339403022	\$77.68

Assessment Roll

68-3936 - LMD 89-1-C Vol.1 Zone 3

Fiscal Year 2025-26



APN	Levy	APN	Levy	APN	Levy
339403023	\$77.68	339403024	\$77.68	339403025	\$77.68
339403026	\$77.68	339403027	\$77.68	339403028	\$77.68
339412001	\$77.68	339412002	\$77.68	339412003	\$77.68
339412004	\$77.68	339412005	\$77.68	339412006	\$77.68
339412007	\$77.68	339412008	\$77.68	339412009	\$77.68
339412010	\$77.68	339421001	\$77.68	339421002	\$77.68
339421003	\$77.68	339421004	\$77.68	339421005	\$77.68
339421006	\$77.68	339421007	\$77.68	339421008	\$77.68
339421009	\$77.68	339421010	\$77.68	339421011	\$77.68
339421012	\$77.68	339421013	\$77.68	339421014	\$77.68
339421015	\$77.68	339421016	\$77.68	339421017	\$77.68
339421018	\$77.68	339421019	\$77.68	339421020	\$77.68
339421021	\$77.68	339421022	\$77.68	339421023	\$77.68
339421024	\$77.68	339422001	\$77.68	339422002	\$77.68
339422003	\$77.68	339422004	\$77.68	339423001	\$77.68
339423002	\$77.68	339423003	\$77.68	339423004	\$77.68
339423005	\$77.68	339423006	\$77.68	339423007	\$77.68
339423008	\$77.68	339423009	\$77.68	339423010	\$77.68
339423011	\$77.68	339423012	\$77.68	339423013	\$77.68
339423014	\$77.68	339423015	\$77.68	339423016	\$77.68
339423017	\$77.68	339423018	\$77.68	339423019	\$77.68
339423020	\$77.68	339423021	\$77.68	339423022	\$77.68
339423023	\$77.68	339423024	\$77.68	339423025	\$77.68
339423026	\$77.68	339423027	\$77.68	339423028	\$77.68
339423029	\$77.68	339423030	\$77.68	339423031	\$77.68
339423032	\$77.68	339423033	\$77.68	339423034	\$77.68
339423035	\$77.68	339423036	\$77.68	339424001	\$77.68
339424002	\$77.68	339424003	\$77.68	339424004	\$77.68
339424005	\$77.68	339424006	\$77.68	339424007	\$77.68
339424008	\$77.68	339424009	\$77.68	339424010	\$77.68
339430001	\$77.68	339430002	\$77.68	339430003	\$77.68
339430004	\$77.68	339430005	\$77.68	339430006	\$77.68
339430007	\$77.68	339430008	\$77.68	339430009	\$77.68
339430010	\$77.68	339430011	\$77.68	339430012	\$77.68
339430013	\$77.68	339430014	\$77.68	339430015	\$77.68
339430016	\$77.68	339430017	\$77.68	339430018	\$77.68
339430019	\$77.68	339430020	\$77.68	339430021	\$77.68
339430022	\$77.68	339430023	\$77.68	339430024	\$77.68
339430025	\$77.68	339430026	\$77.68	339430027	\$77.68
339430028	\$77.68	339430029	\$77.68	339431001	\$77.68
339431002	\$77.68	339431003	\$77.68	339431004	\$77.68
339431005	\$77.68	339431006	\$77.68	339431007	\$77.68
339431008	\$77.68	339431009	\$77.68	339432001	\$77.68
339432002	\$77.68	339432003	\$77.68	339432004	\$77.68
339432005	\$77.68	339432006	\$77.68	339432007	\$77.68
339432008	\$77.68	339432009	\$77.68	339432010	\$77.68

Assessment Roll

68-3936 - LMD 89-1-C Vol.1 Zone 3

Fiscal Year 2025-26



APN	Levy	APN	Levy	APN	Levy
339432011	\$77.68	339432012	\$77.68	339432013	\$77.68
339432014	\$77.68	339432015	\$77.68	339432016	\$77.68
339432017	\$77.68	339432018	\$77.68	339432019	\$77.68
339432020	\$77.68	339432021	\$77.68	339432022	\$77.68
339432023	\$77.68	339432024	\$77.68	339432025	\$77.68
339432026	\$77.68	339432027	\$77.68	339432028	\$77.68
339432029	\$77.68	339432030	\$77.68	339432031	\$77.68
339432032	\$77.68	339432033	\$77.68	339432034	\$77.68
339432035	\$77.68	339432036	\$77.68	339432037	\$77.68
339432038	\$77.68	339432039	\$77.68	339432040	\$77.68
339432041	\$77.68	339432042	\$77.68	339440001	\$77.68
339440002	\$77.68	339440003	\$77.68	339440004	\$77.68
339440005	\$77.68	339440006	\$77.68	339440007	\$77.68
339440008	\$77.68	339440009	\$77.68	339440010	\$77.68
339440011	\$77.68	339440012	\$77.68	339440013	\$77.68
339440014	\$77.68	339440015	\$77.68	339440016	\$77.68
339440017	\$77.68	339440018	\$77.68	339440019	\$77.68
339440020	\$77.68	339441001	\$77.68	339441002	\$77.68
339441003	\$77.68	339441004	\$77.68	339441005	\$77.68
339441006	\$77.68	339441007	\$77.68	339441008	\$77.68
339441009	\$77.68	339441010	\$77.68	339442001	\$77.68
339442002	\$77.68	339442003	\$77.68	339442004	\$77.68
339442005	\$77.68	339442006	\$77.68	339442007	\$77.68
339442008	\$77.68	339443001	\$77.68	339443002	\$77.68
339443003	\$77.68	339443004	\$77.68	339443005	\$77.68
339443006	\$77.68	339443007	\$77.68	339443008	\$77.68
339443009	\$77.68	339443010	\$77.68	339443011	\$77.68
339443012	\$77.68	339443013	\$77.68	339443014	\$77.68
339443015	\$77.68	339443016	\$77.68	339443017	\$77.68
339443018	\$77.68	339443019	\$77.68	339443020	\$77.68
339443021	\$77.68	339443022	\$77.68	339443023	\$77.68
339443024	\$77.68	339443025	\$77.68	339443026	\$77.68
339443027	\$77.68	339443028	\$77.68	339443029	\$77.68
339443030	\$77.68	339443031	\$77.68	339443032	\$77.68
339443033	\$77.68	339450001	\$77.68	339450002	\$77.68
339450003	\$77.68	339450004	\$77.68	339450005	\$77.68
339450006	\$77.68	339450007	\$77.68	339450008	\$77.68
339450009	\$77.68	339450010	\$77.68	339450011	\$77.68
339450012	\$77.68	339450013	\$77.68	339450014	\$77.68
339450015	\$77.68	339450016	\$77.68	339450017	\$77.68
339450018	\$77.68	339450019	\$77.68	339450020	\$77.68
339450021	\$77.68	339450022	\$77.68	339450023	\$77.68
339450024	\$77.68	339450025	\$77.68	339450026	\$77.68
339450027	\$77.68	339450028	\$77.68	339450029	\$77.68
339450030	\$77.68	339450031	\$77.68	339450032	\$77.68
339450033	\$77.68	339450034	\$77.68	339450035	\$77.68

Assessment Roll

68-3936 - LMD 89-1-C Vol.1 Zone 3

Fiscal Year 2025-26



APN	Levy	APN	Levy	APN	Levy
339450036	\$77.68	339450037	\$77.68	339450038	\$77.68
339450039	\$77.68	339450040	\$77.68	339450041	\$77.68
339460001	\$77.68	339460002	\$77.68	339460003	\$77.68
339460004	\$77.68	339460005	\$77.68	339460006	\$77.68
339460007	\$77.68	339460008	\$77.68	339460009	\$77.68
339460010	\$77.68	339460011	\$77.68	339460012	\$77.68
339461001	\$77.68	339461002	\$77.68	339461003	\$77.68
339461004	\$77.68	339461005	\$77.68	339461006	\$77.68
339461007	\$77.68	339461008	\$77.68	339461009	\$77.68
339461010	\$77.68	339461011	\$77.68	339461012	\$77.68
339461013	\$77.68	339461014	\$77.68	339461015	\$77.68
339470001	\$77.68	339470002	\$77.68	339470003	\$77.68
339470004	\$77.68	339470005	\$77.68	339470006	\$77.68
339470007	\$77.68	339470008	\$77.68	339470009	\$77.68
339470010	\$77.68	339471001	\$77.68	339471002	\$77.68
339471003	\$77.68	339471004	\$77.68	339471005	\$77.68
339471006	\$77.68	339471007	\$77.68	339471008	\$77.68
339471009	\$77.68	339471010	\$77.68	339471011	\$77.68
339471012	\$77.68	339471013	\$77.68	339471014	\$77.68
339471015	\$77.68	339471016	\$77.68	339471017	\$77.68
339471018	\$77.68	339471019	\$77.68	339471020	\$77.68
339471021	\$77.68	339471022	\$77.68	339471023	\$77.68
339471024	\$77.68	339471025	\$77.68	339471026	\$77.68
339471027	\$77.68	339471028	\$77.68	339471029	\$77.68
339472001	\$77.68	339472002	\$77.68	339472003	\$77.68
339472004	\$77.68	339472005	\$77.68	339472006	\$77.68
339472007	\$77.68	339472008	\$77.68	339472009	\$77.68
339472010	\$77.68	339472011	\$77.68	339472012	\$77.68
339472013	\$77.68	339472014	\$77.68	341160008	\$1,108.48
341160010	\$1,937.32	341160012	\$60.58	341210001	\$77.68
341210002	\$77.68	341210003	\$77.68	341210004	\$77.68
341210005	\$77.68	341210006	\$77.68	341210007	\$77.68
341211001	\$77.68	341211002	\$77.68	341211003	\$77.68
341211004	\$77.68	341211005	\$77.68	341211006	\$77.68
341211007	\$77.68	341211008	\$77.68	341211009	\$77.68
341212001	\$77.68	341212002	\$77.68	341212003	\$77.68
341212004	\$77.68	341213001	\$77.68	341213002	\$77.68
341213003	\$77.68	341213004	\$77.68	341213005	\$77.68
341213006	\$77.68	341213007	\$77.68	341213008	\$77.68
341213009	\$77.68	341213010	\$77.68	341213011	\$77.68
341213012	\$77.68	341213013	\$77.68	341213014	\$77.68
341213015	\$77.68	341213016	\$77.68	341220001	\$77.68
341220002	\$77.68	341220003	\$77.68	341220004	\$77.68
341220005	\$77.68	341220006	\$77.68	341220007	\$77.68
341220008	\$77.68	341220009	\$77.68	341220010	\$77.68
341220011	\$77.68	341221001	\$77.68	341221002	\$77.68

Assessment Roll

68-3936 - LMD 89-1-C Vol.1 Zone 3

Fiscal Year 2025-26



APN	Levy	APN	Levy	APN	Levy
341221003	\$77.68	341221004	\$77.68	341222001	\$77.68
341222002	\$77.68	341222003	\$77.68	341222004	\$77.68
341222005	\$77.68	341222006	\$77.68	341222007	\$77.68
341222008	\$77.68	341222009	\$77.68	341222010	\$77.68
341222011	\$77.68	341222012	\$77.68	341222013	\$77.68
341222014	\$77.68	341222015	\$77.68	341222016	\$77.68
341222017	\$77.68	341222018	\$77.68	341222019	\$77.68
341222020	\$77.68	341222021	\$77.68	341222022	\$77.68
341222023	\$77.68	341222024	\$77.68	341222025	\$77.68
341222026	\$77.68	341222027	\$77.68	341222028	\$77.68
341222029	\$77.68	341222030	\$77.68	341222031	\$77.68
341230001	\$77.68	341230002	\$77.68	341230003	\$77.68
341230004	\$77.68	341230005	\$77.68	341230006	\$77.68
341230007	\$77.68	341230008	\$77.68	341230009	\$77.68
341230010	\$77.68	341230011	\$77.68	341230012	\$77.68
341230013	\$77.68	341230014	\$77.68	341230015	\$77.68
341230016	\$77.68	341231001	\$77.68	341231002	\$77.68
341231003	\$77.68	341231004	\$77.68	341231005	\$77.68
341231006	\$77.68	341231007	\$77.68	341231008	\$77.68
341231009	\$77.68	341240001	\$77.68	341240002	\$77.68
341240003	\$77.68	341240004	\$77.68	341240005	\$77.68
341240006	\$77.68	341240007	\$77.68	341240008	\$77.68
341240009	\$77.68	341240010	\$77.68	341240011	\$77.68
341240012	\$77.68	341240013	\$77.68	341240014	\$77.68
341240015	\$77.68	341240016	\$77.68	341240017	\$77.68
341240018	\$77.68	341240019	\$77.68	341240020	\$77.68
341240021	\$77.68	341240022	\$77.68	341240023	\$77.68
341241001	\$77.68	341241002	\$77.68	341241003	\$77.68
341241004	\$77.68	341241005	\$77.68	341241006	\$77.68
341241007	\$77.68	341241008	\$77.68	341241009	\$77.68
360061002	\$77.68	360061003	\$77.68	360061004	\$77.68
360061005	\$77.68	360061006	\$77.68	360061007	\$77.68
360061008	\$77.68	360061009	\$77.68	360061010	\$77.68
360061011	\$77.68	360061012	\$77.68	360061013	\$77.68
360061014	\$77.68	360061015	\$77.68	360061016	\$77.68
360061017	\$77.68	360061018	\$77.68	360061019	\$77.68
360061020	\$77.68	360061021	\$77.68	360061022	\$77.68
360061023	\$77.68	360061024	\$77.68	360061025	\$77.68
360061026	\$77.68	360061027	\$77.68	360061028	\$77.68
360061029	\$77.68	360062001	\$77.68	360062002	\$77.68
360062003	\$77.68	360062004	\$77.68	360062005	\$77.68
360062006	\$77.68	360062007	\$77.68	360062008	\$77.68
360062009	\$77.68	360062010	\$77.68	360062011	\$77.68
360062012	\$77.68	360062013	\$77.68	360062014	\$77.68
360062015	\$77.68	360062016	\$77.68	360062017	\$77.68
360062018	\$77.68	360062019	\$77.68	360062020	\$77.68

Assessment Roll

68-3936 - LMD 89-1-C Vol.1 Zone 3

Fiscal Year 2025-26



APN	Levy	APN	Levy	APN	Levy
360062021	\$77.68	360062022	\$77.68	360062023	\$77.68
360062024	\$77.68	360062025	\$77.68	360062026	\$77.68
360062027	\$77.68	360062028	\$77.68	360062029	\$77.68
360062030	\$77.68	360062031	\$77.68	360062032	\$77.68
360062033	\$77.68	360062034	\$77.68	360063001	\$77.68
360063002	\$77.68	360063003	\$77.68	360063004	\$77.68
360063005	\$77.68	360063006	\$77.68	360063007	\$77.68
360063008	\$77.68	360071001	\$77.68	360071002	\$77.68
360071003	\$77.68	360071004	\$77.68	360071005	\$77.68
360071006	\$77.68	360071007	\$77.68	360071008	\$77.68
360071009	\$77.68	360071010	\$77.68	360071011	\$77.68
360071012	\$77.68	360071013	\$77.68	360071014	\$77.68
360071015	\$77.68	360071016	\$77.68	360071017	\$77.68
360071018	\$77.68	360071019	\$77.68	360071020	\$77.68
360072001	\$77.68	360072002	\$77.68	360072003	\$77.68
360072004	\$77.68	360072005	\$77.68	360072006	\$77.68
360072007	\$77.68	360072008	\$77.68	360072009	\$77.68
360072010	\$77.68	360072011	\$77.68	360072012	\$77.68
360072013	\$77.68	360072014	\$77.68	360072015	\$77.68
360072016	\$77.68	360072017	\$77.68	360073003	\$77.68
360073004	\$77.68	360073005	\$77.68	360073006	\$77.68
360073007	\$77.68	360073008	\$77.68	360073009	\$77.68
360073010	\$77.68	360073011	\$77.68	360073012	\$77.68
360073013	\$77.68	360073014	\$77.68	360073015	\$77.68
360073016	\$77.68	360073017	\$77.68	360073018	\$77.68
360073019	\$77.68	360073020	\$77.68	360073021	\$77.68
360073022	\$77.68	360073023	\$77.68	360073024	\$77.68
360073025	\$77.68	360073026	\$77.68	360073027	\$77.68
360073028	\$77.68	360073029	\$77.68	360073030	\$77.68
360073031	\$77.68	360073032	\$77.68	360073033	\$77.68
360073034	\$77.68	360073035	\$77.68	360073036	\$77.68
360073037	\$77.68	360073038	\$77.68	360073039	\$77.68
360073040	\$77.68	360073041	\$77.68	360073042	\$77.68
360073043	\$77.68	360073044	\$77.68	360073045	\$77.68
360073046	\$77.68	360073047	\$77.68	360073048	\$77.68
360073049	\$77.68	360074001	\$77.68	360074002	\$77.68
360074003	\$77.68	360074004	\$77.68	360074005	\$77.68
360074006	\$77.68	360074007	\$77.68	360074008	\$77.68
360074009	\$77.68	360074010	\$77.68	360074011	\$77.68
360074012	\$77.68	360074013	\$77.68	360074014	\$77.68
360074015	\$77.68	360074016	\$77.68	360074017	\$77.68
360074018	\$77.68	360074019	\$77.68	360074020	\$77.68
360074021	\$77.68	360074022	\$77.68	360074023	\$77.68
360074024	\$77.68	360074025	\$77.68	360074026	\$77.68
360074027	\$77.68	360091001	\$77.68	360091002	\$77.68
360091003	\$77.68	360091004	\$77.68	360091005	\$77.68

Assessment Roll

68-3936 - LMD 89-1-C Vol.1 Zone 3

Fiscal Year 2025-26



APN	Levy	APN	Levy	APN	Levy
360091006	\$77.68	360091007	\$77.68	360091008	\$77.68
360091009	\$77.68	360091010	\$77.68	360091011	\$77.68
360091012	\$77.68	360091013	\$77.68	360091014	\$77.68
360091015	\$77.68	360091016	\$77.68	360091017	\$77.68
360091018	\$77.68	360091019	\$77.68	360091020	\$77.68
360091021	\$77.68	360091022	\$77.68	360091023	\$77.68
360091024	\$77.68	360091025	\$77.68	360091026	\$77.68
360091027	\$77.68	360091028	\$77.68	360091029	\$77.68
360091030	\$77.68	360091031	\$77.68	360091032	\$77.68
360091033	\$77.68	360091034	\$77.68	360091035	\$77.68
360092001	\$77.68	360092002	\$77.68	360092003	\$77.68
360092004	\$77.68	360092005	\$77.68	360092006	\$77.68
360092007	\$77.68	360092008	\$77.68	360092009	\$77.68
360092010	\$77.68	360092011	\$77.68	360092012	\$77.68
360092013	\$77.68	360092014	\$77.68	360092015	\$77.68
360092016	\$77.68	360092017	\$77.68	360092018	\$77.68
360092019	\$77.68	360092020	\$77.68	360092021	\$77.68
360092022	\$77.68	360092023	\$77.68	360092024	\$77.68
360092025	\$77.68	360092026	\$77.68	360092027	\$77.68
360092028	\$77.68	360092029	\$77.68	360092030	\$77.68
360092031	\$77.68	360092032	\$77.68	360092033	\$77.68
360092034	\$77.68	360092035	\$77.68	360092036	\$77.68
360092037	\$77.68	360092038	\$77.68	360092039	\$77.68
360092040	\$77.68	360092041	\$77.68	360092042	\$77.68
360092043	\$77.68	360092044	\$77.68	360092045	\$77.68
360092046	\$77.68	360092047	\$77.68	360092048	\$77.68
360092049	\$77.68	360092050	\$77.68	360401001	\$77.68
360401002	\$77.68	360401003	\$77.68	360401004	\$77.68
360401005	\$77.68	360401006	\$77.68	360401007	\$77.68
360401008	\$77.68	360401009	\$77.68	360401010	\$77.68
360401011	\$77.68	360401012	\$77.68	360401013	\$77.68
360401014	\$77.68	360401015	\$77.68	360401016	\$77.68
360401017	\$77.68	360401018	\$77.68	360401019	\$77.68
360401020	\$77.68	360401021	\$77.68	360401022	\$77.68
360401023	\$77.68	360401024	\$77.68	360401025	\$77.68
360401026	\$77.68	360401027	\$77.68	360401028	\$77.68
360401029	\$77.68	360401030	\$77.68	360401031	\$77.68
360401032	\$77.68	360401033	\$77.68	360401034	\$77.68
360401035	\$77.68	360401036	\$77.68	360401037	\$77.68
360401038	\$77.68	360401039	\$77.68	360401040	\$77.68
360401041	\$77.68	360401042	\$77.68	360401043	\$77.68
360401044	\$77.68	360401045	\$77.68	360401046	\$77.68
360401047	\$77.68	360401048	\$77.68	360401049	\$77.68
360401050	\$77.68	360401051	\$77.68	360402001	\$77.68
360402002	\$77.68	360402003	\$77.68	360402004	\$77.68
360402005	\$77.68	360402006	\$77.68	360402007	\$77.68

Assessment Roll

68-3936 - LMD 89-1-C Vol.1 Zone 3

Fiscal Year 2025-26



APN	Levy	APN	Levy	APN	Levy
360402008	\$77.68	360402009	\$77.68	360402010	\$77.68
360402011	\$77.68	360402012	\$77.68	360402013	\$77.68
360402014	\$77.68	360402015	\$77.68	360402016	\$77.68
360402017	\$77.68	360520001	\$77.68	360520002	\$77.68
360520003	\$77.68	360520004	\$77.68	360520005	\$77.68
360520006	\$77.68	360520007	\$77.68	360520008	\$77.68
360520009	\$77.68	360520010	\$77.68	360521001	\$77.68
360521002	\$77.68	360521003	\$77.68	360521004	\$77.68
360521005	\$77.68	360521006	\$77.68	360521007	\$77.68
360521008	\$77.68	360521009	\$77.68	360521010	\$77.68
360521011	\$77.68	360521012	\$77.68	360521013	\$77.68
360521014	\$77.68	360521015	\$77.68	360521016	\$77.68
360521017	\$77.68	360521018	\$77.68	360521019	\$77.68
360522001	\$77.68	360522002	\$77.68	360522003	\$77.68
360522004	\$77.68	360522005	\$77.68	360522006	\$77.68
360522007	\$77.68	360522008	\$77.68	360522009	\$77.68
360522010	\$77.68	360522011	\$77.68	360522012	\$77.68
360522013	\$77.68	360522014	\$77.68	360522015	\$77.68
360522016	\$77.68	360522017	\$77.68	360522018	\$77.68
360530001	\$77.68	360530002	\$77.68	360530003	\$77.68
360530004	\$77.68	360530005	\$77.68	360530006	\$77.68
360530007	\$77.68	360530008	\$77.68	360530009	\$77.68
360531001	\$77.68	360531002	\$77.68	360531003	\$77.68
360531004	\$77.68	360531005	\$77.68	360531006	\$77.68
360531007	\$77.68	360531008	\$77.68	360531009	\$77.68
360531010	\$77.68	360531011	\$77.68	360531012	\$77.68
360531013	\$77.68	360531014	\$77.68	360531015	\$77.68
360531016	\$77.68	360531017	\$77.68	360531018	\$77.68
360531019	\$77.68	360531020	\$77.68	360531021	\$77.68
360531022	\$77.68	360531023	\$77.68	360531024	\$77.68
360531025	\$77.68	360531026	\$77.68	360531027	\$77.68
360531028	\$77.68	360531029	\$77.68	360531030	\$77.68
360531031	\$77.68	360531032	\$77.68	360531033	\$77.68
360531034	\$77.68	360531035	\$77.68	360531036	\$77.68
360531037	\$77.68	360531038	\$77.68	360540001	\$77.68
360540002	\$77.68	360540003	\$77.68	360540004	\$77.68
360540005	\$77.68	360540006	\$77.68	360540007	\$77.68
360540008	\$77.68	360540009	\$77.68	360540010	\$77.68
360540011	\$77.68	360540012	\$77.68	360540013	\$77.68
360540014	\$77.68	360540015	\$77.68	360540016	\$77.68
360540017	\$77.68	360540018	\$77.68	360540019	\$77.68
360541001	\$77.68	360541002	\$77.68	360541003	\$77.68
360541004	\$77.68	360541005	\$77.68	360541006	\$77.68
360541007	\$77.68	360541008	\$77.68	360541009	\$77.68
360541010	\$77.68	360541011	\$77.68	360541012	\$77.68
360541013	\$77.68	360541014	\$77.68	360541015	\$77.68

Assessment Roll

68-3936 - LMD 89-1-C Vol.1 Zone 3

Fiscal Year 2025-26



APN	Levy	APN	Levy	APN	Levy
360541016	\$77.68	360541017	\$77.68	360541018	\$77.68
360541019	\$77.68	360541020	\$77.68	360541021	\$77.68
360541022	\$77.68	360541023	\$77.68	360541024	\$77.68
360541025	\$77.68	360541026	\$77.68	360541027	\$77.68
360541028	\$77.68	360550001	\$77.68	360550002	\$77.68
360550003	\$77.68	360550004	\$77.68	360550005	\$77.68
360550006	\$77.68	360550007	\$77.68	360550008	\$77.68
360551001	\$77.68	360551002	\$77.68	360551003	\$77.68
360551004	\$77.68	360551005	\$77.68	360551006	\$77.68
360551007	\$77.68	360551008	\$77.68	360551009	\$77.68
360551010	\$77.68	360551011	\$77.68	360551012	\$77.68
360551013	\$77.68	360551014	\$77.68	360551015	\$77.68
360551016	\$77.68	360551017	\$77.68	360551018	\$77.68
360551019	\$77.68	360551020	\$77.68	360551021	\$77.68
360551022	\$77.68	360551023	\$77.68	360551024	\$77.68
360551025	\$77.68	360600001	\$77.68	360600002	\$77.68
360600003	\$77.68	360600004	\$77.68	360600005	\$77.68
360600006	\$77.68	360600007	\$77.68	360600008	\$77.68
360600009	\$77.68	360600010	\$77.68	360600011	\$77.68
360600012	\$77.68	360600013	\$77.68	360600014	\$77.68
360600015	\$77.68	360600016	\$77.68	360610001	\$77.68
360610002	\$77.68	360610003	\$77.68	360610004	\$77.68
360610005	\$77.68	360610006	\$77.68	360610007	\$77.68
360610008	\$77.68	360610009	\$77.68	360610010	\$77.68
360610011	\$77.68	360611001	\$77.68	360611002	\$77.68
360611003	\$77.68	360611004	\$77.68	360611005	\$77.68
360611006	\$77.68	360611007	\$77.68	360611008	\$77.68
360611009	\$77.68	360611010	\$77.68	360611011	\$77.68
360611012	\$77.68	360611013	\$77.68	360611014	\$77.68
360611015	\$77.68	360611016	\$77.68	360611017	\$77.68
360611018	\$77.68	360611019	\$77.68	360611020	\$77.68
360611021	\$77.68	360611022	\$77.68	360611023	\$77.68
360611024	\$77.68	360611025	\$77.68	360611026	\$77.68
360611027	\$77.68	360611028	\$77.68	360611029	\$77.68
360611030	\$77.68	360611031	\$77.68	360611032	\$77.68
360611033	\$77.68	360611034	\$77.68	360611035	\$77.68
360611036	\$77.68	360611037	\$77.68	360611038	\$77.68
360611039	\$77.68	360611040	\$77.68	360611041	\$77.68
360611042	\$77.68	360611043	\$77.68	360611044	\$77.68
360612001	\$77.68	360612002	\$77.68	360612003	\$77.68
360612004	\$77.68	360612005	\$77.68	360612006	\$77.68
360612007	\$77.68	360612008	\$77.68	360612009	\$77.68
360612010	\$77.68	360612011	\$77.68	360612012	\$77.68
360612013	\$77.68	360612015	\$77.68	360612016	\$77.68
360620001	\$77.68	360620002	\$77.68	360620003	\$77.68
360620004	\$77.68	360620005	\$77.68	360620006	\$77.68

Assessment Roll

68-3936 - LMD 89-1-C Vol.1 Zone 3

Fiscal Year 2025-26



APN	Levy	APN	Levy	APN	Levy
360620007	\$77.68	360620008	\$77.68	360620009	\$77.68
360620010	\$77.68	360620011	\$77.68	360620012	\$77.68
360620013	\$77.68	360620014	\$77.68	360621001	\$77.68
360621002	\$77.68	360621003	\$77.68	360621004	\$77.68
360621005	\$77.68	360621006	\$77.68	360621007	\$77.68
360621008	\$77.68	360621009	\$77.68	360621010	\$77.68
360621011	\$77.68	360621012	\$77.68	360621013	\$77.68
360621014	\$77.68	360621015	\$77.68	360621016	\$77.68
360621017	\$77.68	360621018	\$77.68	360621019	\$77.68
360621020	\$77.68	360621021	\$77.68	360621022	\$77.68
360621023	\$77.68	360621024	\$77.68	360621025	\$77.68
360621026	\$77.68	360621027	\$77.68	360621028	\$77.68
360621029	\$77.68	360621030	\$77.68	360621031	\$77.68
360621032	\$77.68	360621033	\$77.68	360621034	\$77.68
360621035	\$77.68	360621036	\$77.68	360621037	\$77.68
360621038	\$77.68	360621039	\$77.68	360621040	\$77.68
360621041	\$77.68	360621042	\$77.68	360621043	\$77.68
360621044	\$77.68	360621045	\$77.68	360622001	\$77.68
360622002	\$77.68	360622003	\$77.68	360622004	\$77.68
360622005	\$77.68	360622006	\$77.68	360622007	\$77.68
360622008	\$77.68	360622009	\$77.68	360630001	\$77.68
360630002	\$77.68	360630003	\$77.68	360630004	\$77.68
360630005	\$77.68	360630006	\$77.68	360630007	\$77.68
360630008	\$77.68	360630009	\$77.68	360630010	\$77.68
360630011	\$77.68	360630012	\$77.68	360630013	\$77.68
360630014	\$77.68	360630015	\$77.68	360630016	\$77.68
360630017	\$77.68	360630018	\$77.68	360630019	\$77.68
360630020	\$77.68	360630021	\$77.68	360630022	\$77.68
360630023	\$77.68	360631001	\$77.68	360631002	\$77.68
360631003	\$77.68	360631004	\$77.68	360631005	\$77.68
360631006	\$77.68	360631007	\$77.68	360631008	\$77.68
360631009	\$77.68	360631010	\$77.68	360631011	\$77.68
360631012	\$77.68	360631013	\$77.68	360631014	\$77.68
360631015	\$77.68	360631016	\$77.68	360631017	\$77.68
360631018	\$77.68	360631019	\$77.68	360631020	\$77.68
360631021	\$77.68	360631022	\$77.68	360631023	\$77.68
360631024	\$77.68	360640001	\$77.68	360640002	\$77.68
360640003	\$77.68	360640004	\$77.68	360640005	\$77.68
360640006	\$77.68	360640007	\$77.68	360640008	\$77.68
360640009	\$77.68	360640010	\$77.68	360640011	\$77.68
360640012	\$77.68	360640013	\$77.68	360640014	\$77.68
360640015	\$77.68	360640016	\$77.68	360640017	\$77.68
360640018	\$77.68	360640019	\$77.68	360640020	\$77.68
360640021	\$77.68	360640022	\$77.68	360640023	\$77.68
360640024	\$77.68	360640025	\$77.68	360640026	\$77.68
360640027	\$77.68	360640028	\$77.68	360640029	\$77.68

Assessment Roll

68-3936 - LMD 89-1-C Vol.1 Zone 3

Fiscal Year 2025-26



APN	Levy	APN	Levy	APN	Levy
360640030	\$77.68	360640031	\$77.68	360640032	\$77.68
360640033	\$77.68	360640034	\$77.68	360640035	\$77.68
360640036	\$77.68	360640037	\$77.68	360640038	\$77.68
360640039	\$77.68	360640040	\$77.68	360640041	\$77.68
360640042	\$77.68	360670001	\$77.68	360670002	\$77.68
360670003	\$77.68	360670006	\$77.68	360670007	\$77.68
360670008	\$77.68	360670009	\$77.68	360670010	\$77.68
360670011	\$77.68	360671001	\$77.68	360671002	\$77.68
360671003	\$77.68	360671004	\$77.68	360671005	\$77.68
360671006	\$77.68	360671007	\$77.68	360671008	\$77.68
360671009	\$77.68	360671010	\$77.68	360671011	\$77.68
360671012	\$77.68	360671013	\$77.68	360671014	\$77.68
360671015	\$77.68	360671016	\$77.68	360671017	\$77.68
360671018	\$77.68	360671019	\$77.68	360671020	\$77.68
360671021	\$77.68	360671022	\$77.68	360671023	\$77.68
360671024	\$77.68	360671025	\$77.68	360671026	\$77.68
360671027	\$77.68	360671028	\$77.68	360671029	\$77.68
360671030	\$77.68	360671031	\$77.68	360671032	\$77.68
360671033	\$77.68	360671034	\$77.68	360671035	\$77.68
360671036	\$77.68	360671037	\$77.68	360671038	\$77.68
360671039	\$77.68	360671040	\$77.68	360671041	\$77.68
360671042	\$77.68	360671043	\$77.68	360671044	\$77.68
360671045	\$77.68	360671046	\$77.68	360671047	\$77.68
360671048	\$77.68	360671049	\$77.68	360671050	\$77.68
360671051	\$77.68	360671052	\$77.68	360671053	\$77.68
360671054	\$77.68	360671055	\$77.68	360671056	\$77.68
360671057	\$77.68	360671058	\$77.68	360671059	\$77.68
360671060	\$77.68	360671061	\$77.68	360671062	\$77.68
360671063	\$77.68	360671064	\$77.68	360671065	\$77.68
360671066	\$77.68	360810001	\$77.68	360810002	\$77.68
360810003	\$77.68	360810004	\$77.68	360810005	\$77.68
360810006	\$77.68	360810007	\$77.68	360810008	\$77.68
360810009	\$77.68	360810010	\$77.68	360810011	\$77.68
360810012	\$77.68	360810013	\$77.68	360810014	\$77.68
360810015	\$77.68	360810016	\$77.68	360810017	\$77.68
360810018	\$77.68	360810019	\$77.68	360810020	\$77.68
360810021	\$77.68	360810022	\$77.68	360810023	\$77.68
360810024	\$77.68	360810025	\$77.68	360810026	\$77.68
360810027	\$77.68	360810028	\$77.68	360810029	\$77.68
360810030	\$77.68	360810031	\$77.68	360810032	\$77.68
360810033	\$77.68	360810034	\$77.68	360810035	\$77.68
360810036	\$77.68	360810037	\$77.68	360810038	\$77.68
360810039	\$77.68	360810040	\$77.68	360810041	\$77.68
360810042	\$77.68	360810043	\$77.68	360810044	\$77.68
360810045	\$77.68	360810046	\$77.68	360810047	\$77.68
360810048	\$77.68	360810049	\$77.68	360810050	\$77.68

Assessment Roll

68-3936 - LMD 89-1-C Vol.1 Zone 3

Fiscal Year 2025-26



APN	Levy	APN	Levy	APN	Levy
360810051	\$77.68	360810052	\$77.68	360810053	\$77.68
360810054	\$77.68	360810055	\$77.68	360810056	\$77.68
360810057	\$77.68	360810058	\$77.68	360810059	\$77.68
360810060	\$77.68	360810061	\$77.68	360810062	\$77.68
360810063	\$77.68	360810064	\$77.68	360810065	\$77.68
360810066	\$77.68	360810067	\$77.68	360810068	\$77.68
360810069	\$77.68	360810070	\$77.68	360810071	\$77.68
360810072	\$77.68	360810073	\$77.68	360810074	\$77.68
360810075	\$77.68	360820001	\$77.68	360820002	\$77.68
360820003	\$77.68	360820004	\$77.68	360820005	\$77.68
360820006	\$77.68	360820007	\$77.68	360820008	\$77.68
360820009	\$77.68	360820010	\$77.68	360820011	\$77.68
360820012	\$77.68	360820013	\$77.68	360820014	\$77.68
360820015	\$77.68	360820016	\$77.68	360820017	\$77.68
360820018	\$77.68	360820019	\$77.68	360820020	\$77.68
360820021	\$77.68	360820022	\$77.68	360820023	\$77.68
360820024	\$77.68	360820025	\$77.68	360820026	\$77.68
360820027	\$77.68	360820028	\$77.68	360820029	\$77.68
360820030	\$77.68	360820031	\$77.68	360820032	\$77.68
360820033	\$77.68	360820034	\$77.68	360820035	\$77.68
360820036	\$77.68	360820037	\$77.68	360820038	\$77.68
360820039	\$77.68	360830001	\$77.68	360830002	\$77.68
360830003	\$77.68	360830004	\$77.68	360830005	\$77.68
360830006	\$77.68	360830007	\$77.68	360830008	\$77.68
360830009	\$77.68	360830010	\$77.68	360830011	\$77.68
360830012	\$77.68	360830013	\$77.68	360830015	\$77.68
360830016	\$77.68	360830017	\$77.68	360830018	\$77.68
360830019	\$77.68	360830020	\$77.68	360830021	\$77.68
360830022	\$77.68	360830023	\$77.68	360830024	\$77.68
360830025	\$77.68	360830026	\$77.68	360830027	\$77.68
360830028	\$77.68	360830029	\$77.68	360830030	\$77.68
360830031	\$77.68	360830032	\$77.68	360830033	\$77.68
360830034	\$77.68	360830035	\$77.68	360830036	\$77.68
360830037	\$77.68	360830038	\$77.68	360830039	\$77.68
360830040	\$77.68	360830041	\$77.68	360830042	\$77.68
360830043	\$77.68	360830044	\$77.68	360830045	\$77.68
360830046	\$77.68	360830047	\$77.68	360830048	\$77.68
360830049	\$77.68	360830050	\$77.68	360830051	\$77.68
360830052	\$77.68	360840001	\$77.68	360840002	\$77.68
360840003	\$77.68	360840004	\$77.68	360840005	\$77.68
360840006	\$77.68	360840007	\$77.68	360840008	\$77.68
360840009	\$77.68	360840010	\$77.68	360840011	\$77.68
360840012	\$77.68	360840013	\$77.68	360840014	\$77.68
360840015	\$77.68	360840016	\$77.68	360840017	\$77.68
360840018	\$77.68	360840019	\$77.68	360840020	\$77.68
360840021	\$77.68	360840022	\$77.68	360840023	\$77.68

Assessment Roll

68-3936 - LMD 89-1-C Vol.1 Zone 3

Fiscal Year 2025-26



APN	Levy	APN	Levy	APN	Levy
360840024	\$77.68	360840025	\$77.68	360840026	\$77.68
360840027	\$77.68	360840028	\$77.68	360840029	\$77.68
360840030	\$77.68	360840031	\$77.68	360840032	\$77.68
360840033	\$77.68	360840034	\$77.68	360840035	\$77.68
360840036	\$77.68	360840037	\$77.68	360840038	\$77.68
360840039	\$77.68	360840040	\$77.68	360840041	\$77.68
360840042	\$77.68	360840043	\$77.68	360840044	\$77.68
360840045	\$77.68	360840046	\$77.68	360840050	\$77.68
360840051	\$77.68	360840052	\$77.68	360840053	\$77.68
360840054	\$77.68	360840055	\$77.68	360840056	\$77.68
360840057	\$77.68	360840058	\$77.68	360840059	\$77.68
360840060	\$77.68	360840061	\$77.68	360840062	\$77.68
360840063	\$77.68	360840064	\$77.68	360840065	\$77.68
360840066	\$77.68	360840067	\$77.68	360840068	\$77.68
360840069	\$77.68	360840070	\$77.68	360840071	\$77.68
360840072	\$77.68	360840073	\$77.68	360840074	\$77.68
360840075	\$77.68	360840076	\$77.68	360840077	\$77.68
360840078	\$77.68	360840079	\$77.68	360840080	\$77.68
360840081	\$77.68	360840082	\$77.68	360840083	\$77.68
388020001	\$77.68	388020002	\$77.68	388020003	\$77.68
388020004	\$77.68	388020005	\$77.68	388020006	\$77.68
388020007	\$77.68	388020008	\$77.68	388020009	\$77.68
388020010	\$77.68	388021001	\$77.68	388021002	\$77.68
388021003	\$77.68	388021004	\$77.68	388021005	\$77.68
388022001	\$77.68	388022002	\$77.68	388022003	\$77.68
388030001	\$77.68	388030002	\$77.68	388030003	\$77.68
388030004	\$77.68	388030005	\$77.68	388030006	\$77.68
388030007	\$77.68	388030008	\$77.68	388030009	\$77.68
388030010	\$77.68	388030011	\$77.68	388031001	\$77.68
388031002	\$77.68	388031003	\$77.68	388031004	\$77.68
388031005	\$77.68	388031006	\$77.68	388031007	\$77.68
388031008	\$77.68	388031009	\$77.68	388031010	\$77.68
388031011	\$77.68	388031012	\$77.68		
Totals		Parcels 3,548		Levy \$278,481.98	

Assessment Roll

68-3937 - LMD 89-1-C Vol.1 Zone 27

Fiscal Year 2025-26



APN	Levy	APN	Levy	APN	Levy
339490001	\$333.56	339490002	\$333.56	339490003	\$333.56
339490004	\$333.56	339490005	\$333.56	339490006	\$333.56
339490007	\$333.56	339490008	\$333.56	339490009	\$333.56
339490010	\$333.56	339490011	\$333.56	339491001	\$333.56
339491002	\$333.56	339491003	\$333.56	339491004	\$333.56
339491005	\$333.56	339491006	\$333.56	339491007	\$333.56
339491008	\$333.56	339491009	\$333.56	339491010	\$333.56
339491011	\$333.56	339492001	\$333.56	339492002	\$333.56
339492003	\$333.56	339492004	\$333.56	339492005	\$333.56
339492006	\$333.56	339492007	\$333.56	339492008	\$333.56
339492009	\$333.56	339492010	\$333.56	339492011	\$333.56
339492012	\$333.56	339492013	\$333.56	339492014	\$333.56
339492015	\$333.56	339492016	\$333.56	339493001	\$333.56
339493002	\$333.56	339493003	\$333.56	339493004	\$333.56
339493005	\$333.56	339493006	\$333.56	339493007	\$333.56
339493008	\$333.56	339493009	\$333.56	339493010	\$333.56
339493011	\$333.56	339493012	\$333.56		
339493013	\$333.56	339493014	\$333.56		
Totals		Parcels 52		Levy \$17,345.12	

Assessment Roll

68-3938 - LMD 89-1-C Vol.1 Zone 37

Fiscal Year 2025-26



APN	Levy	APN	Levy	APN	Levy
351210001	\$109.76	351210002	\$109.76	351210003	\$109.76
351210004	\$109.76	351210005	\$109.76	351210006	\$109.76
351210007	\$109.76	351210008	\$109.76	351210009	\$109.76
351210010	\$109.76	351210011	\$109.76	351210012	\$109.76
351210013	\$109.76	351210014	\$109.76	351210015	\$109.76
351210016	\$109.76	351210017	\$109.76	351210018	\$109.76
351210019	\$109.76	351210020	\$109.76	351210021	\$109.76
351210022	\$109.76	351210023	\$109.76	351210024	\$109.76
351211001	\$109.76	351211002	\$109.76	351211003	\$109.76
351211004	\$109.76	351211005	\$109.76	351211006	\$109.76
351211007	\$109.76	351211008	\$109.76	351211009	\$109.76
351220001	\$109.76	351220002	\$109.76	351220003	\$109.76
351220004	\$109.76	351220005	\$109.76	351220006	\$109.76
351220007	\$109.76	351220008	\$109.76	351220009	\$109.76
351220010	\$109.76	351220011	\$109.76	351221001	\$109.76
351221002	\$109.76	351221003	\$109.76	351221004	\$109.76
351221005	\$109.76	351221006	\$109.76	351221007	\$109.76
351221008	\$109.76	351221009	\$109.76	351221010	\$109.76
351221011	\$109.76	351221012	\$109.76	351221013	\$109.76
351221014	\$109.76	351221015	\$109.76	351221016	\$109.76
351221017	\$109.76	351222001	\$109.76	351222002	\$109.76
351222003	\$109.76	351222004	\$109.76	351222005	\$109.76
351222006	\$109.76	351222007	\$109.76	351222008	\$109.76
351222009	\$109.76	351222010	\$109.76	351222011	\$109.76
351222012	\$109.76	351222013	\$109.76	351222014	\$109.76
351222015	\$109.76	351222016	\$109.76	351222017	\$109.76
351222018	\$109.76	351222019	\$109.76	351222020	\$109.76
351222021	\$109.76	351222022	\$109.76	351222023	\$109.76
351222024	\$109.76	351222025	\$109.76	351222026	\$109.76
351222027	\$109.76	351222028	\$109.76	351222029	\$109.76
351222030	\$109.76	351222031	\$109.76	351223001	\$109.76
351223002	\$109.76	351223003	\$109.76	351223004	\$109.76
351223005	\$109.76	351223006	\$109.76	351223007	\$109.76
351223008	\$109.76	351223009	\$109.76	351223010	\$109.76
351223011	\$109.76	351223012	\$109.76	351223013	\$109.76
351223014	\$109.76	351223015	\$109.76	351223016	\$109.76
351223017	\$109.76	351230001	\$109.76	351230002	\$109.76
351230003	\$109.76	351230004	\$109.76	351230005	\$109.76
351230006	\$109.76	351230007	\$109.76	351230008	\$109.76
351230009	\$109.76	351230010	\$109.76	351230011	\$109.76
351230012	\$109.76	351231001	\$109.76	351231002	\$109.76
351231003	\$109.76	351231004	\$109.76	351231005	\$109.76
351231006	\$109.76	351231007	\$109.76	351231008	\$109.76
351231009	\$109.76	351231010	\$109.76	351231011	\$109.76
351231012	\$109.76	351231013	\$109.76	351231014	\$109.76
351231015	\$109.76	351231016	\$109.76	351231017	\$109.76

Assessment Roll

68-3938 - LMD 89-1-C Vol.1 Zone 37

Fiscal Year 2025-26



APN	Levy	APN	Levy	APN	Levy
351231018	\$109.76	351232001	\$109.76	351232002	\$109.76
351232003	\$109.76	351232004	\$109.76	351232005	\$109.76
351232006	\$109.76	351232007	\$109.76	351232008	\$109.76
351232009	\$109.76	351232010	\$109.76	351232011	\$109.76
351232012	\$109.76	351232013	\$109.76	351232014	\$109.76
351240001	\$109.76	351240002	\$109.76	351240003	\$109.76
351240004	\$109.76	351240005	\$109.76	351240006	\$109.76
351240007	\$109.76	351240008	\$109.76	351240009	\$109.76
351240010	\$109.76	351240011	\$109.76	351240012	\$109.76
351240013	\$109.76	351240014	\$109.76	351240015	\$109.76
351240016	\$109.76	351240017	\$109.76	351240018	\$109.76
351240019	\$109.76	351241001	\$109.76	351241002	\$109.76
351241003	\$109.76	351241004	\$109.76	351241005	\$109.76
351241006	\$109.76	351241007	\$109.76	351241008	\$109.76
351241009	\$109.76	351241010	\$109.76	351241011	\$109.76
351241012	\$109.76	351241013	\$109.76	351241014	\$109.76
351241015	\$109.76	351241016	\$109.76	351241017	\$109.76
351241018	\$109.76	351241019	\$109.76	351241020	\$109.76
351241021	\$109.76	351241022	\$109.76	351241023	\$109.76
351241024	\$109.76	351241025	\$109.76	351241026	\$109.76
351241027	\$109.76	351241028	\$109.76	351241029	\$109.76
351241030	\$109.76	351241031	\$109.76	351241032	\$109.76
351241033	\$109.76	351241034	\$109.76	351241035	\$109.76
351250001	\$109.76	351250002	\$109.76	351250003	\$109.76
351250004	\$109.76	351250005	\$109.76	351250006	\$109.76
351250007	\$109.76	351250008	\$109.76	351250009	\$109.76
351250010	\$109.76	351250011	\$109.76	351250012	\$109.76
351250013	\$109.76	351250014	\$109.76	351250015	\$109.76
351250016	\$109.76	351250017	\$109.76	351250018	\$109.76
351250019	\$109.76	351250020	\$109.76	351250021	\$109.76
351250022	\$109.76	351250023	\$109.76	351250024	\$109.76
351250025	\$109.76	351250026	\$109.76	351250027	\$109.76
351250028	\$109.76	351250029	\$109.76	351250030	\$109.76
351250031	\$109.76	351250032	\$109.76	351250033	\$109.76
351250034	\$109.76	351250035	\$109.76	351250036	\$109.76
351250037	\$109.76	351250038	\$109.76	351250039	\$109.76
351250040	\$109.76	351250041	\$109.76	351250042	\$109.76
351251001	\$109.76	351251002	\$109.76	351251003	\$109.76
351251004	\$109.76	351251005	\$109.76	351251006	\$109.76
351260001	\$109.76	351260002	\$109.76	351260003	\$109.76
351260004	\$109.76	351260005	\$109.76	351260006	\$109.76
351260007	\$109.76	351260008	\$109.76	351260009	\$109.76
351260010	\$109.76	351260011	\$109.76	351260012	\$109.76
351260013	\$109.76	351260014	\$109.76	351260015	\$109.76
351260016	\$109.76	351260017	\$109.76	351260018	\$109.76
351260019	\$109.76	351260020	\$109.76	351261001	\$109.76

Assessment Roll

68-3938 - LMD 89-1-C Vol.1 Zone 37

Fiscal Year 2025-26



APN	Levy	APN	Levy	APN	Levy
351261002	\$109.76	351261003	\$109.76	351261004	\$109.76
351261005	\$109.76	351261006	\$109.76	351261007	\$109.76
351261008	\$109.76	351261009	\$109.76	351261010	\$109.76
351261011	\$109.76	351261012	\$109.76	351261013	\$109.76
351261014	\$109.76	351261015	\$109.76	351261016	\$109.76
351261017	\$109.76	351261018	\$109.76	351261019	\$109.76
351261020	\$109.76	351261021	\$109.76	351261022	\$109.76
351261023	\$109.76	351270001	\$109.76	351270002	\$109.76
351270003	\$109.76	351270004	\$109.76	351270005	\$109.76
351270006	\$109.76	351270007	\$109.76	351270008	\$109.76
351270009	\$109.76	351270010	\$109.76	351270011	\$109.76
351270012	\$109.76	351270013	\$109.76	351270014	\$109.76
351270015	\$109.76	351270016	\$109.76	351271001	\$109.76
351271002	\$109.76	351271003	\$109.76	351271004	\$109.76
351271005	\$109.76	351271006	\$109.76	351271007	\$109.76
351271008	\$109.76	351271009	\$109.76	351271010	\$109.76
351271011	\$109.76	351271012	\$109.76	351271013	\$109.76
351271014	\$109.76	351271015	\$109.76	351271016	\$109.76
351271017	\$109.76	351271018	\$109.76	351271019	\$109.76
351271020	\$109.76	351271021	\$109.76	351272001	\$109.76
351272002	\$109.76	351272003	\$109.76	351272004	\$109.76
351272005	\$109.76	351272006	\$109.76	351272007	\$109.76
351272008	\$109.76	351272009	\$109.76	351272010	\$109.76
351272011	\$109.76	351272012	\$109.76	351272013	\$109.76
351272014	\$109.76	351272015	\$109.76	351272016	\$109.76
351272017	\$109.76	351272018	\$109.76	351272019	\$109.76
351272020	\$109.76	351272021	\$109.76	351272022	\$109.76
351272023	\$109.76	351272024	\$109.76	351272025	\$109.76
351280001	\$109.76	351280002	\$109.76	351280003	\$109.76
351280004	\$109.76	351280005	\$109.76	351280006	\$109.76
351280007	\$109.76	351280008	\$109.76	351280009	\$109.76
351280010	\$109.76	351280011	\$109.76	351280012	\$109.76
351280013	\$109.76	351280014	\$109.76	351280015	\$109.76
351280016	\$109.76	351280017	\$109.76	351280018	\$109.76
351280019	\$109.76	351280020	\$109.76	351281001	\$109.76
351281002	\$109.76	351281003	\$109.76	351281004	\$109.76
351281005	\$109.76	351281006	\$109.76	351281007	\$109.76
351281008	\$109.76	351281009	\$109.76	351281010	\$109.76
351281011	\$109.76	351281012	\$109.76		
351281013	\$109.76	351281014	\$109.76		
Totals		Parcels 394		Levy	\$43,245.44

Assessment Roll

68-3939 - LMD 89-1-C Vol.1 Zone 38

Fiscal Year 2025-26



APN	Levy	APN	Levy	APN	Levy
335470001	\$228.92	335470002	\$228.92	335470003	\$228.92
335470004	\$228.92	335470005	\$228.92	335470006	\$228.92
335470007	\$228.92	335470008	\$228.92	335470009	\$228.92
335470010	\$228.92	335470011	\$228.92	335470012	\$228.92
335470013	\$228.92	335470014	\$228.92	335470015	\$228.92
335470016	\$228.92	335470017	\$228.92	335470018	\$228.92
335470019	\$228.92	335470020	\$228.92	335470021	\$228.92
335470022	\$228.92	335470023	\$228.92	335470024	\$228.92
335470025	\$228.92	335470026	\$228.92	335470027	\$228.92
335470028	\$228.92	335470029	\$228.92	335470030	\$228.92
335470031	\$228.92	335470032	\$228.92	335470033	\$228.92
335470034	\$228.92	335470035	\$228.92	335471001	\$228.92
335471002	\$228.92	335471003	\$228.92	335471004	\$228.92
335471005	\$228.92	335471006	\$228.92	335471009	\$228.92
335471010	\$228.92	335471011	\$228.92	335471012	\$228.92
335471013	\$228.92	335471014	\$228.92	335471015	\$228.92
335471016	\$228.92	335471017	\$228.92	335471018	\$228.92
335471019	\$228.92	335471020	\$228.92	335471021	\$228.92
335471022	\$228.92	335471023	\$228.92	335471024	\$228.92
335471025	\$228.92	335471026	\$228.92	335471027	\$228.92
335480001	\$228.92	335480002	\$228.92	335480003	\$228.92
335480004	\$228.92	335480005	\$228.92	335480006	\$228.92
335480007	\$228.92	335480008	\$228.92	335480009	\$228.92
335480010	\$228.92	335480011	\$228.92	335480012	\$228.92
335480013	\$228.92	335480014	\$228.92	335480015	\$228.92
335480016	\$228.92	335480017	\$228.92	335480018	\$228.92
335480019	\$228.92	335480020	\$228.92	335480021	\$228.92
335480022	\$228.92	335480023	\$228.92	335480024	\$228.92
335480025	\$228.92	335480026	\$228.92	335480027	\$228.92
335480028	\$228.92	335480029	\$228.92	335480030	\$228.92
335480031	\$228.92	335480032	\$228.92	335480033	\$228.92
335480034	\$228.92	335480035	\$228.92	335480036	\$228.92
335480037	\$228.92	335480038	\$228.92	335480039	\$228.92
335480040	\$228.92	335480041	\$228.92	335480042	\$228.92
335480043	\$228.92	335480044	\$228.92	335480045	\$228.92
335480046	\$228.92	335480047	\$228.92	335480048	\$228.92
335480049	\$228.92	335480050	\$228.92	335480051	\$228.92
335481001	\$228.92	335481002	\$228.92	335481003	\$228.92
335481004	\$228.92	335481005	\$228.92	335481006	\$228.92
335481007	\$228.92	335481008	\$228.92	335481009	\$228.92
335481010	\$228.92	335481011	\$228.92	335481012	\$228.92
335481013	\$228.92	335481014	\$228.92	335490001	\$228.92
335490002	\$228.92	335490003	\$228.92	335490004	\$228.92
335490005	\$228.92	335490006	\$228.92	335490008	\$228.92
335490009	\$228.92	335490010	\$228.92	335490011	\$228.92
335490012	\$228.92	335490013	\$228.92	335490014	\$228.92

Assessment Roll

68-3939 - LMD 89-1-C Vol.1 Zone 38

Fiscal Year 2025-26



APN	Levy	APN	Levy	APN	Levy
335490015	\$228.92	335490016	\$228.92	335490017	\$228.92
335490018	\$228.92	335490019	\$228.92	335490020	\$228.92
335490021	\$228.92	335490022	\$228.92	335490023	\$228.92
335490024	\$228.92	335490025	\$228.92	335490026	\$228.92
335490027	\$228.92	335490028	\$228.92	335490029	\$228.92
335490030	\$228.92	335491001	\$228.92	335491002	\$228.92
335491003	\$228.92	335491004	\$228.92	335491005	\$228.92
335491006	\$228.92	335491007	\$228.92	335491008	\$228.92
335491009	\$228.92	335491010	\$228.92	335491011	\$228.92
335491012	\$228.92	335491013	\$228.92	335491014	\$228.92
335491015	\$228.92	335491016	\$228.92	335491017	\$228.92
335491018	\$228.92	335491019	\$228.92	335491020	\$228.92
335491021	\$228.92	335491022	\$228.92	335491023	\$228.92
335491024	\$228.92	335491025	\$228.92	335491026	\$228.92
335491027	\$228.92	335491028	\$228.92	335500001	\$228.92
335500002	\$228.92	335500003	\$228.92	335500004	\$228.92
335500005	\$228.92	335500006	\$228.92	335500007	\$228.92
335500008	\$228.92	335500009	\$228.92	335500010	\$228.92
335500011	\$228.92	335500012	\$228.92	335500013	\$228.92
335500014	\$228.92	335500015	\$228.92	335500016	\$228.92
335500017	\$228.92	335500018	\$228.92	335500019	\$228.92
335500020	\$228.92	335500021	\$228.92	335500022	\$228.92
335500023	\$228.92	335500024	\$228.92	335500025	\$228.92
335500026	\$228.92	335500027	\$228.92	335500028	\$228.92
335500029	\$228.92	335500030	\$228.92	335500031	\$228.92
335500032	\$228.92	335500033	\$228.92	335500035	\$228.92
335500037	\$228.92	335500042	\$228.92	335500043	\$228.92
335500044	\$228.92	335500045	\$228.92	335500046	\$228.92
335500047	\$228.92	335500056	\$228.92	335500057	\$228.92
335500058	\$228.92	335500059	\$228.92	335500060	\$228.92
335500061	\$228.92	335501001	\$228.92	335501002	\$228.92
335501003	\$228.92	335501004	\$228.92	335501005	\$228.92
335501006	\$228.92	335501007	\$228.92	335501008	\$228.92
335501009	\$228.92	335501010	\$228.92		
Totals		Parcels 239		Levy \$54,711.88	

Assessment Roll

68-3940 - LMD 89-1-C Vol.1 Zone 44

Fiscal Year 2025-26



APN	Levy	APN	Levy	APN	Levy
333330001	\$61.78	333330002	\$61.78	333330003	\$61.78
333330004	\$61.78	333330005	\$61.78	333330006	\$61.78
333330007	\$61.78	333330008	\$61.78	333330009	\$61.78
333330010	\$61.78	333330011	\$61.78	333330012	\$61.78
333330013	\$61.78	333330014	\$61.78	333330015	\$61.78
333330016	\$61.78	333330017	\$61.78	333330018	\$61.78
333330019	\$61.78	333330020	\$61.78	333330021	\$61.78
333330022	\$61.78	333330023	\$61.78	333330024	\$61.78
333330025	\$61.78	333330026	\$61.78	333330027	\$61.78
333330028	\$61.78	333330029	\$61.78	333330030	\$61.78
333330031	\$61.78	333330032	\$61.78	333330033	\$61.78
333330034	\$61.78	333330035	\$61.78	333330036	\$61.78
333330037	\$61.78	333330038	\$61.78	333330039	\$61.78
333330040	\$61.78	333330041	\$61.78	333330042	\$61.78
333330043	\$61.78	333330044	\$61.78	333330045	\$61.78
333330046	\$61.78	333330047	\$61.78	333330048	\$61.78
333330049	\$61.78	333330050	\$61.78	333330051	\$61.78
333330052	\$61.78	333330053	\$61.78	333330054	\$61.78
333330055	\$61.78	333330056	\$61.78	333330057	\$61.78
333330058	\$61.78	333330059	\$61.78	333331001	\$61.78
333331002	\$61.78	333331003	\$61.78	333331004	\$61.78
333331005	\$61.78	333331006	\$61.78	333331007	\$61.78
333331008	\$61.78	333331009	\$61.78	333331010	\$61.78
333331011	\$61.78	333331012	\$61.78	333331013	\$61.78
333331014	\$61.78	333331015	\$61.78	333331016	\$61.78
333332001	\$61.78	333332002	\$61.78	333332003	\$61.78
333333001	\$61.78	333333002	\$61.78	333333003	\$61.78
333333004	\$61.78	333333005	\$61.78	333333006	\$61.78
333333007	\$61.78	333333008	\$61.78	333333009	\$61.78
333333010	\$61.78	333333011	\$61.78	333333012	\$61.78
333333013	\$61.78	333333014	\$61.78	333333015	\$61.78
333333016	\$61.78	333333017	\$61.78	333333018	\$61.78
333333019	\$61.78	333333020	\$61.78	333333021	\$61.78
333333022	\$61.78	333333023	\$61.78	333333024	\$61.78
333340001	\$61.78	333340002	\$61.78	333340003	\$61.78
333340004	\$61.78	333340005	\$61.78	333340006	\$61.78
333340007	\$61.78	333340008	\$61.78	333340009	\$61.78
333340010	\$61.78	333340011	\$61.78	333340012	\$61.78
333340013	\$61.78	333340014	\$61.78	333340015	\$61.78
333340016	\$61.78	333340017	\$61.78	333340018	\$61.78
333340019	\$61.78	333340020	\$61.78	333340021	\$61.78
333340022	\$61.78	333340023	\$61.78	333340024	\$61.78
333340025	\$61.78	333341001	\$61.78	333341002	\$61.78
333341003	\$61.78	333341004	\$61.78	333341005	\$61.78
333341006	\$61.78	333341007	\$61.78	333341008	\$61.78
333341009	\$61.78	333341010	\$61.78	333341011	\$61.78

Assessment Roll

68-3940 - LMD 89-1-C Vol.1 Zone 44

Fiscal Year 2025-26



APN	Levy	APN	Levy	APN	Levy
333341012	\$61.78	333341013	\$61.78	333341014	\$61.78
333341015	\$61.78	333341016	\$61.78	333341017	\$61.78
333341018	\$61.78	333341019	\$61.78	333341020	\$61.78
333341021	\$61.78	333341022	\$61.78	333341023	\$61.78
333341024	\$61.78	333341025	\$61.78	333341026	\$61.78
333341027	\$61.78	333341028	\$61.78	333341029	\$61.78
333341030	\$61.78	333341031	\$61.78	333341032	\$61.78
333341033	\$61.78	333341034	\$61.78	333341035	\$61.78
333341036	\$61.78	333341037	\$61.78	333341038	\$61.78
333341039	\$61.78	333341040	\$61.78	333341041	\$61.78
333341042	\$61.78	333341043	\$61.78	333341044	\$61.78
333341045	\$61.78	333341046	\$61.78	333341047	\$61.78
333341048	\$61.78	333341049	\$61.78	333341050	\$61.78
333341051	\$61.78	333341052	\$61.78	333342001	\$61.78
333343001	\$61.78	333343002	\$61.78	333343003	\$61.78
333350001	\$61.78	333350002	\$61.78	333350003	\$61.78
333350004	\$61.78	333350005	\$61.78	333350006	\$61.78
333350007	\$61.78	333350008	\$61.78	333350009	\$61.78
333350010	\$61.78	333350011	\$61.78	333350012	\$61.78
333350013	\$61.78	333350014	\$61.78	333350015	\$61.78
333350016	\$61.78	333350017	\$61.78	333350018	\$61.78
333350019	\$61.78	333350020	\$61.78	333350021	\$61.78
333350022	\$61.78	333350023	\$61.78	333350024	\$61.78
333350025	\$61.78	333350026	\$61.78	333350027	\$61.78
333350028	\$61.78	333350029	\$61.78	333350030	\$61.78
333350031	\$61.78	333351001	\$61.78	333351002	\$61.78
333351003	\$61.78	333351004	\$61.78	333351005	\$61.78
333351006	\$61.78	333351007	\$61.78	333351008	\$61.78
333351009	\$61.78	333351010	\$61.78	333352001	\$61.78
333352002	\$61.78	333352003	\$61.78	333352004	\$61.78
333352005	\$61.78	333352006	\$61.78	333352007	\$61.78
333352008	\$61.78	333352009	\$61.78	333352010	\$61.78
333352011	\$61.78	333352012	\$61.78	333352013	\$61.78
333352014	\$61.78	333352015	\$61.78	333352016	\$61.78
333352017	\$61.78	333352018	\$61.78	333352019	\$61.78
333352020	\$61.78	333352021	\$61.78	333352022	\$61.78
333352023	\$61.78	333352024	\$61.78	333352025	\$61.78
333352026	\$61.78	333360001	\$61.78	333360002	\$61.78
333360003	\$61.78	333360004	\$61.78	333360005	\$61.78
333360006	\$61.78	333360007	\$61.78	333360008	\$61.78
333360009	\$61.78	333360010	\$61.78	333360012	\$61.78
333360013	\$61.78	333360014	\$61.78	333360015	\$61.78
333360016	\$61.78	333360017	\$61.78	333360018	\$61.78
333360019	\$61.78	333360020	\$61.78	333360021	\$61.78
333360022	\$61.78	333360023	\$61.78	333360024	\$61.78
333360025	\$61.78	333360026	\$61.78	333360027	\$61.78

Assessment Roll

68-3940 - LMD 89-1-C Vol.1 Zone 44

Fiscal Year 2025-26



APN	Levy	APN	Levy	APN	Levy
333360028	\$61.78	333360029	\$61.78	333360030	\$61.78
333360031	\$61.78	333360032	\$61.78	333360033	\$61.78
333360034	\$61.78	333360035	\$61.78	333360036	\$61.78
333360037	\$61.78	333360038	\$61.78	333360039	\$61.78
333360040	\$61.78	333361001	\$61.78	333361002	\$61.78
333361003	\$61.78	333361004	\$61.78	333361005	\$61.78
333361006	\$61.78	333361007	\$61.78	333361008	\$61.78
333361009	\$61.78	333361010	\$61.78	333361011	\$61.78
333361012	\$61.78	333361013	\$61.78	333361014	\$61.78
333361015	\$61.78	333361016	\$61.78	333361017	\$61.78
333361018	\$61.78	333361019	\$61.78	333362001	\$61.78
333362002	\$61.78	333362003	\$61.78	333362004	\$61.78
333362005	\$61.78	333362006	\$61.78	333362007	\$61.78
333362008	\$61.78	333362009	\$61.78	333362010	\$61.78
333362011	\$61.78	333362012	\$61.78	333362013	\$61.78
333362014	\$61.78	333363001	\$61.78	333363002	\$61.78
333363003	\$61.78	333363004	\$61.78	333363005	\$61.78
333363006	\$61.78	333363007	\$61.78	333363008	\$61.78
333363009	\$61.78	333363010	\$61.78	333363011	\$61.78
333364001	\$61.78	333364002	\$61.78	333364003	\$61.78
333364004	\$61.78	333364005	\$61.78	333364006	\$61.78
333364007	\$61.78	333364008	\$61.78	333364009	\$61.78
333365001	\$61.78	333365002	\$61.78	333365003	\$61.78
333370001	\$61.78	333370002	\$61.78	333370003	\$61.78
333370004	\$61.78	333370005	\$61.78	333370006	\$61.78
333370007	\$61.78	333370008	\$61.78	333370009	\$61.78
333370010	\$61.78	333370011	\$61.78	333370012	\$61.78
333370013	\$61.78	333370014	\$61.78	333370015	\$61.78
333370016	\$61.78	333370017	\$61.78	333370018	\$61.78
333370019	\$61.78	333370020	\$61.78	333370021	\$61.78
333370022	\$61.78	333370023	\$61.78	333370024	\$61.78
333370025	\$61.78	333370026	\$61.78	333370027	\$61.78
333370028	\$61.78	333370029	\$61.78	333370030	\$61.78
333370031	\$61.78	333370032	\$61.78	333370033	\$61.78
333370034	\$61.78	333370035	\$61.78	333370036	\$61.78
333370037	\$61.78	333370038	\$61.78	333370039	\$61.78
333370040	\$61.78	333370041	\$61.78	333370042	\$61.78
333370043	\$61.78	333370044	\$61.78	333370045	\$61.78
333370046	\$61.78	333370047	\$61.78	333370048	\$61.78
333370049	\$61.78	333370050	\$61.78	333370051	\$61.78
333370052	\$61.78	333370053	\$61.78	333370054	\$61.78
333370055	\$61.78	333370056	\$61.78	333370057	\$61.78
333370058	\$61.78	333370059	\$61.78	333370060	\$61.78
333370061	\$61.78	333380001	\$61.78	333380002	\$61.78
333380003	\$61.78	333380004	\$61.78	333380005	\$61.78
333380006	\$61.78	333380007	\$61.78	333380008	\$61.78

Assessment Roll

68-3940 - LMD 89-1-C Vol.1 Zone 44

Fiscal Year 2025-26



APN	Levy	APN	Levy	APN	Levy
333380009	\$61.78	333380010	\$61.78	333380011	\$61.78
333380012	\$61.78	333380013	\$61.78	333380014	\$61.78
333380015	\$61.78	333380016	\$61.78	333380017	\$61.78
333380018	\$61.78	333380019	\$61.78	333380020	\$61.78
333381001	\$61.78	333381002	\$61.78	333381003	\$61.78
333381004	\$61.78	333381005	\$61.78	333381006	\$61.78
333381007	\$61.78	333381008	\$61.78	333381009	\$61.78
333381010	\$61.78	333381011	\$61.78	333381012	\$61.78
333381013	\$61.78	333381014	\$61.78	333381015	\$61.78
333381016	\$61.78	333381017	\$61.78	333381018	\$61.78
333381019	\$61.78	333381020	\$61.78	333381021	\$61.78
333381022	\$61.78	333381023	\$61.78	333381024	\$61.78
333382001	\$61.78	333382002	\$61.78	333382003	\$61.78
333382004	\$61.78	333382005	\$61.78	333382006	\$61.78
333382007	\$61.78	333382008	\$61.78	333382009	\$61.78
333382010	\$61.78	333382011	\$61.78	333382012	\$61.78
333382013	\$61.78	333382014	\$61.78	333382015	\$61.78
333382016	\$61.78	333382017	\$61.78	333382018	\$61.78
333382019	\$61.78	333382020	\$61.78	333390001	\$61.78
333390002	\$61.78	333390003	\$61.78	333390004	\$61.78
333390005	\$61.78	333390006	\$61.78	333390007	\$61.78
333390008	\$61.78	333390009	\$61.78	333390010	\$61.78
333390011	\$61.78	333390012	\$61.78	333390013	\$61.78
333390014	\$61.78	333390015	\$61.78	333390016	\$61.78
333390017	\$61.78	333391001	\$61.78	333391002	\$61.78
333391003	\$61.78	333391004	\$61.78	333391005	\$61.78
333391006	\$61.78	333391007	\$61.78	333391008	\$61.78
333391009	\$61.78	333391010	\$61.78	333391011	\$61.78
333391012	\$61.78	333391013	\$61.78	333391014	\$61.78
333391015	\$61.78	333392001	\$61.78	333392002	\$61.78
333392003	\$61.78	333392004	\$61.78	333392005	\$61.78
333392006	\$61.78	333392007	\$61.78	333392008	\$61.78
333393001	\$61.78	333393002	\$61.78	333393003	\$61.78
333393004	\$61.78	333393005	\$61.78	333393006	\$61.78
333393007	\$61.78	333393008	\$61.78	333393009	\$61.78
333393010	\$61.78	333393011	\$61.78	333393012	\$61.78
333393013	\$61.78	333393014	\$61.78	333393015	\$61.78
333393016	\$61.78	333393017	\$61.78	333393018	\$61.78
333393019	\$61.78	333393020	\$61.78	333393021	\$61.78
333393022	\$61.78	333393023	\$61.78	333393024	\$61.78
333393025	\$61.78	333393026	\$61.78	333393027	\$61.78
333393028	\$61.78	333393029	\$61.78	333393030	\$61.78
333393031	\$61.78	333393032	\$61.78	333393033	\$61.78
333393034	\$61.78	333393035	\$61.78	333393036	\$61.78
333393037	\$61.78	333393038	\$61.78	333393039	\$61.78
333393040	\$61.78	333400001	\$61.78	333400002	\$61.78

Assessment Roll

68-3940 - LMD 89-1-C Vol.1 Zone 44

Fiscal Year 2025-26



APN	Levy	APN	Levy	APN	Levy
333400003	\$61.78	333400004	\$61.78	333400005	\$61.78
333400006	\$61.78	333400007	\$61.78	333400008	\$61.78
333400009	\$61.78	333400010	\$61.78	333400011	\$61.78
333400012	\$61.78	333400013	\$61.78	333401001	\$61.78
333401002	\$61.78	333401003	\$61.78	333401004	\$61.78
333401005	\$61.78	333401006	\$61.78	333401007	\$61.78
333401008	\$61.78	333401009	\$61.78	333401010	\$61.78
333401011	\$61.78	333401012	\$61.78	333401013	\$61.78
333401014	\$61.78	333401015	\$61.78	333401016	\$61.78
333401017	\$61.78	333401018	\$61.78	333401019	\$61.78
333401020	\$61.78	333401021	\$61.78	333401022	\$61.78
333401023	\$61.78	333401024	\$61.78	333401025	\$61.78
333401026	\$61.78	333401027	\$61.78	333401028	\$61.78
333401029	\$61.78	333401030	\$61.78	333401031	\$61.78
333401032	\$61.78	333401033	\$61.78	333401034	\$61.78
333401035	\$61.78	333401036	\$61.78	333401037	\$61.78
333401038	\$61.78	333401039	\$61.78	333401040	\$61.78
333401041	\$61.78	333401042	\$61.78	333401043	\$61.78
333401044	\$61.78	333401045	\$61.78	333401046	\$61.78
333401047	\$61.78	333401048	\$61.78	333401049	\$61.78
333401050	\$61.78	333401051	\$61.78	333401052	\$61.78
333401053	\$61.78	333401054	\$61.78	333401055	\$61.78
333401056	\$61.78	333402001	\$61.78	333402002	\$61.78
333402003	\$61.78	333402004	\$61.78	333402005	\$61.78
333402006	\$61.78	333403001	\$61.78	333403002	\$61.78
333403003	\$61.78	333403004	\$61.78	333403005	\$61.78
333403006	\$61.78	333403007	\$61.78	333410001	\$61.78
333410002	\$61.78	333410003	\$61.78	333410004	\$61.78
333410005	\$61.78	333410006	\$61.78	333411001	\$61.78
333411002	\$61.78	333411003	\$61.78	333411004	\$61.78
333411005	\$61.78	333411006	\$61.78	333411007	\$61.78
333411008	\$61.78	333411009	\$61.78	333411010	\$61.78
333411011	\$61.78	333411012	\$61.78	333411013	\$61.78
333411014	\$61.78	333412001	\$61.78	333412002	\$61.78
333412003	\$61.78	333412004	\$61.78	333412005	\$61.78
333412006	\$61.78	333412007	\$61.78	333412008	\$61.78
333412009	\$61.78	333412010	\$61.78	333412011	\$61.78
333412012	\$61.78	333412013	\$61.78	333412014	\$61.78
333412015	\$61.78	333412016	\$61.78	333412017	\$61.78
333412018	\$61.78	333412019	\$61.78	333412020	\$61.78
333412021	\$61.78	333412022	\$61.78	333412023	\$61.78
333412024	\$61.78	333412025	\$61.78	333412026	\$61.78
333412027	\$61.78	333412028	\$61.78	333412029	\$61.78
333412030	\$61.78	333412031	\$61.78	333420001	\$61.78
333420002	\$61.78	333420003	\$61.78	333420004	\$61.78
333420005	\$61.78	333420006	\$61.78	333420007	\$61.78

Assessment Roll

68-3940 - LMD 89-1-C Vol.1 Zone 44

Fiscal Year 2025-26



APN	Levy	APN	Levy	APN	Levy
333420008	\$61.78	333420009	\$61.78	333420010	\$61.78
333420011	\$61.78	333420012	\$61.78	333420013	\$61.78
333420014	\$61.78	333420015	\$61.78	333420016	\$61.78
333420017	\$61.78	333420018	\$61.78	333420019	\$61.78
333420020	\$61.78	333420021	\$61.78	333420022	\$61.78
333420023	\$61.78	333420024	\$61.78	333420025	\$61.78
333420026	\$61.78	333420027	\$61.78	333420028	\$61.78
333421001	\$61.78	333421002	\$61.78	333421003	\$61.78
333421004	\$61.78	333421005	\$61.78	333421006	\$61.78
333421007	\$61.78	333421008	\$61.78	333421009	\$61.78
333421010	\$61.78	333421011	\$61.78	333421012	\$61.78
333422001	\$61.78	333422002	\$61.78	333422003	\$61.78
333422004	\$61.78	333422005	\$61.78	333422006	\$61.78
333422007	\$61.78	333422008	\$61.78	333422009	\$61.78
333422010	\$61.78	333422011	\$61.78	333422012	\$61.78
333423001	\$61.78	333423002	\$61.78	333423003	\$61.78
333423004	\$61.78	333423005	\$61.78	333423006	\$61.78
333423007	\$61.78	333423008	\$61.78	333423009	\$61.78
333423010	\$61.78	333423011	\$61.78	333423012	\$61.78
333430001	\$61.78	333430002	\$61.78	333430003	\$61.78
333430004	\$61.78	333430005	\$61.78	333430006	\$61.78
333430007	\$61.78	333430008	\$61.78	333430009	\$61.78
333430010	\$61.78	333431001	\$61.78	333431002	\$61.78
333431003	\$61.78	333431004	\$61.78	333431005	\$61.78
333431006	\$61.78	333431007	\$61.78	333431008	\$61.78
333431009	\$61.78	333431010	\$61.78	333431011	\$61.78
333431012	\$61.78	333431013	\$61.78	333431014	\$61.78
333431015	\$61.78	333431016	\$61.78	333431017	\$61.78
333431018	\$61.78	333431019	\$61.78	333431020	\$61.78
333431021	\$61.78	333431022	\$61.78	333431023	\$61.78
333431024	\$61.78	333431025	\$61.78	333431026	\$61.78
333431027	\$61.78	333431028	\$61.78	333431029	\$61.78
333431030	\$61.78	333431031	\$61.78	333431032	\$61.78
333431033	\$61.78	333431034	\$61.78	333431035	\$61.78
333431036	\$61.78	333432001	\$61.78	333432002	\$61.78
333432003	\$61.78	333432004	\$61.78	333432005	\$61.78
333432006	\$61.78	333432007	\$61.78	333432008	\$61.78
333432009	\$61.78	333432010	\$61.78	333432011	\$61.78
333432012	\$61.78	333432013	\$61.78	333432014	\$61.78
333432015	\$61.78	333432016	\$61.78	333432017	\$61.78
333432018	\$61.78	333432019	\$61.78	333440001	\$61.78
333440002	\$61.78	333440003	\$61.78	333440004	\$61.78
333440005	\$61.78	333440006	\$61.78	333440007	\$61.78
333440008	\$61.78	333440009	\$61.78	333440010	\$61.78
333440011	\$61.78	333440012	\$61.78	333440013	\$61.78
333440014	\$61.78	333440015	\$61.78	333440016	\$61.78

Assessment Roll

68-3940 - LMD 89-1-C Vol.1 Zone 44

Fiscal Year 2025-26



APN	Levy	APN	Levy	APN	Levy
333440017	\$61.78	333440018	\$61.78	333440019	\$61.78
333440020	\$61.78	333440021	\$61.78	333440022	\$61.78
333440024	\$61.78	333440025	\$61.78	333440026	\$61.78
333440027	\$61.78	333440028	\$61.78	333440029	\$61.78
333440034	\$61.78	333440035	\$61.78	333440036	\$61.78
333441001	\$61.78	333441002	\$61.78	333441003	\$61.78
333441004	\$61.78	333441005	\$61.78	333441006	\$61.78
333441007	\$61.78	333441008	\$61.78	333441009	\$61.78
333441010	\$61.78	333441011	\$61.78	333441012	\$61.78
333441013	\$61.78	333441014	\$61.78	333441016	\$61.78
333441017	\$61.78	333441018	\$61.78	333441019	\$61.78
333441020	\$61.78	333442001	\$61.78	333442002	\$61.78
333442003	\$61.78	333442004	\$61.78	333442005	\$61.78
333442006	\$61.78	333442007	\$61.78	333442008	\$61.78
333442009	\$61.78	333442010	\$61.78	333442011	\$61.78
333442012	\$61.78	333443001	\$61.78	333443002	\$61.78
333443003	\$61.78	333443004	\$61.78	333443005	\$61.78
333443006	\$61.78	333443007	\$61.78	333443008	\$61.78
333443009	\$61.78	333443010	\$61.78	333443011	\$61.78
333443012	\$61.78	333450001	\$61.78	333450002	\$61.78
333450003	\$61.78	333450004	\$61.78	333450005	\$61.78
333450006	\$61.78	333450007	\$61.78	333450008	\$61.78
333450009	\$61.78	333450010	\$61.78	333450011	\$61.78
333450012	\$61.78	333450013	\$61.78	333450014	\$61.78
333450015	\$61.78	333450016	\$61.78	333450017	\$61.78
333450018	\$61.78	333450019	\$61.78	333450020	\$61.78
333451001	\$61.78	333451002	\$61.78	333451003	\$61.78
333451004	\$61.78	333451005	\$61.78	333451006	\$61.78
333451007	\$61.78	333451008	\$61.78	333451009	\$61.78
333451010	\$61.78	333451011	\$61.78	333451012	\$61.78
333451013	\$61.78	333451014	\$61.78	333451015	\$61.78
333451016	\$61.78	333451017	\$61.78	333451018	\$61.78
333451019	\$61.78	333451020	\$61.78	333451021	\$61.78
333451022	\$61.78	333451024	\$61.78	333451025	\$61.78
333451026	\$61.78	333451027	\$61.78	333451028	\$61.78
333451029	\$61.78	333451030	\$61.78	333451031	\$61.78
333451032	\$61.78	333451033	\$61.78	333451034	\$61.78
333451035	\$61.78	333451036	\$61.78	333460001	\$61.78
333460002	\$61.78	333460003	\$61.78	333460004	\$61.78
333460005	\$61.78	333460006	\$61.78	333460007	\$61.78
333460008	\$61.78	333460009	\$61.78	333460010	\$61.78
333460011	\$61.78	333460012	\$61.78	333460013	\$61.78
333460014	\$61.78	333460015	\$61.78	333460016	\$61.78
333460017	\$61.78	333460018	\$61.78	333460019	\$61.78
333460020	\$61.78	333460021	\$61.78	333460022	\$61.78
333460023	\$61.78	333460024	\$61.78	333460025	\$61.78

Assessment Roll

68-3940 - LMD 89-1-C Vol.1 Zone 44

Fiscal Year 2025-26



APN	Levy	APN	Levy	APN	Levy
333460026	\$61.78	333460027	\$61.78	333460028	\$61.78
333460029	\$61.78	333460030	\$61.78	333460031	\$61.78
333460032	\$61.78	333460033	\$61.78	333460034	\$61.78
333460035	\$61.78	333460036	\$61.78	333460037	\$61.78
333460038	\$61.78	333460039	\$61.78	333460040	\$61.78
333460041	\$61.78	333460042	\$61.78	333460043	\$61.78
333461001	\$61.78	333461002	\$61.78	333461003	\$61.78
333461004	\$61.78	333461005	\$61.78	333461006	\$61.78
333461007	\$61.78	333470001	\$61.78	333470002	\$61.78
333470003	\$61.78	333470004	\$61.78	333470005	\$61.78
333471001	\$61.78	333471002	\$61.78	333471003	\$61.78
333471004	\$61.78	333471005	\$61.78	333471006	\$61.78
333471007	\$61.78	333471008	\$61.78	333471009	\$61.78
333471010	\$61.78	333471011	\$61.78	333471012	\$61.78
333471013	\$61.78	333471014	\$61.78	333471015	\$61.78
333471016	\$61.78	333471017	\$61.78	333471018	\$61.78
333471019	\$61.78	333471020	\$61.78	333471021	\$61.78
333471022	\$61.78	333471023	\$61.78	333471024	\$61.78
333471025	\$61.78	333471026	\$61.78	333471027	\$61.78
333471028	\$61.78	333471029	\$61.78	333471030	\$61.78
333471031	\$61.78	333471032	\$61.78	333471033	\$61.78
333471034	\$61.78	333471035	\$61.78	333471036	\$61.78
333471037	\$61.78	333472001	\$61.78	333472002	\$61.78
333472003	\$61.78	333472004	\$61.78	333472005	\$61.78
333472006	\$61.78	333472007	\$61.78	333472008	\$61.78
333472009	\$61.78	333472010	\$61.78	333472011	\$61.78
333472012	\$61.78	333472013	\$61.78	333472014	\$61.78
333472015	\$61.78	333480001	\$61.78	333480002	\$61.78
333480003	\$61.78	333480004	\$61.78	333480005	\$61.78
333480006	\$61.78	333480007	\$61.78	333480008	\$61.78
333480009	\$61.78	333480010	\$61.78	333480011	\$61.78
333480012	\$61.78	333480013	\$61.78	333480014	\$61.78
333480015	\$61.78	333481001	\$61.78	333481002	\$61.78
333481003	\$61.78	333481004	\$61.78	333481005	\$61.78
333481006	\$61.78	333481007	\$61.78	333481008	\$61.78
333481009	\$61.78	333481010	\$61.78	333481011	\$61.78
333481012	\$61.78	333481013	\$61.78	333481014	\$61.78
333481015	\$61.78	333481016	\$61.78	333481017	\$61.78
333481018	\$61.78	333481019	\$61.78	333481020	\$61.78
333481021	\$61.78	333481022	\$61.78	333481023	\$61.78
333481024	\$61.78	333481025	\$61.78	333481026	\$61.78
333481027	\$61.78	333481028	\$61.78	333481029	\$61.78
333481030	\$61.78	333481031	\$61.78	333481032	\$61.78
333481033	\$61.78	333481034	\$61.78	333481035	\$61.78
333481036	\$61.78	333481037	\$61.78	333481038	\$61.78
333481039	\$61.78	333481040	\$61.78	333481041	\$61.78

Assessment Roll

68-3940 - LMD 89-1-C Vol.1 Zone 44

Fiscal Year 2025-26



APN	Levy	APN	Levy	APN	Levy
333481042	\$61.78	333481043	\$61.78	333481044	\$61.78
333481045	\$61.78	333481046	\$61.78	333481047	\$61.78
333481048	\$61.78	333481049	\$61.78	333481050	\$61.78
333481051	\$61.78	333481052	\$61.78	333481053	\$61.78
333481054	\$61.78	333482001	\$61.78	333482002	\$61.78
333482003	\$61.78	333482004	\$61.78	333482005	\$61.78
333482006	\$61.78	333482007	\$61.78	333482008	\$61.78
333490001	\$61.78	333490002	\$61.78	333490003	\$61.78
333490004	\$61.78	333490005	\$61.78	333490006	\$61.78
333490007	\$61.78	333490008	\$61.78	333490009	\$61.78
333490010	\$61.78	333490011	\$61.78	333490012	\$61.78
333490013	\$61.78	333490014	\$61.78	333490015	\$61.78
333490016	\$61.78	333490017	\$61.78	333490018	\$61.78
333490019	\$61.78	333490020	\$61.78	333490021	\$61.78
333490022	\$61.78	333490023	\$61.78	333490024	\$61.78
333490025	\$61.78	333490026	\$61.78	333490027	\$61.78
333490028	\$61.78	333490029	\$61.78	333490030	\$61.78
333490031	\$61.78	333490032	\$61.78	333490033	\$61.78
333491001	\$61.78	333491002	\$61.78	333491003	\$61.78
333491004	\$61.78	333491005	\$61.78	333491006	\$61.78
333491007	\$61.78	333491008	\$61.78	333491009	\$61.78
333491010	\$61.78	333491011	\$61.78	333491012	\$61.78
333491013	\$61.78	333491014	\$61.78	333491015	\$61.78
333491016	\$61.78	333491017	\$61.78	333491018	\$61.78
333491019	\$61.78	333491020	\$61.78	333491021	\$61.78
333491022	\$61.78	333491023	\$61.78	333491024	\$61.78
333491025	\$61.78	333491026	\$61.78	333491027	\$61.78
333500001	\$61.78	333500002	\$61.78	333500003	\$61.78
333500004	\$61.78	333500005	\$61.78	333500006	\$61.78
333500007	\$61.78	333500008	\$61.78	333500009	\$61.78
333500010	\$61.78	333500011	\$61.78	333500012	\$61.78
333500013	\$61.78	333500014	\$61.78	333500015	\$61.78
333500016	\$61.78	333500017	\$61.78	333500018	\$61.78
333500019	\$61.78	333500020	\$61.78	333500021	\$61.78
333500022	\$61.78	333500023	\$61.78	333500024	\$61.78
333500025	\$61.78	333500026	\$61.78	333500027	\$61.78
333500028	\$61.78	333500029	\$61.78	333500030	\$61.78
333501001	\$61.78	333501002	\$61.78	333501003	\$61.78
333501004	\$61.78	333501005	\$61.78	333501006	\$61.78
333501007	\$61.78	333501008	\$61.78	333501009	\$61.78
333501010	\$61.78	333501011	\$61.78	333501012	\$61.78
333501013	\$61.78	333501014	\$61.78	333501015	\$61.78
333501016	\$61.78	333501017	\$61.78	333501018	\$61.78
333501019	\$61.78	333501020	\$61.78	333501021	\$61.78
333501022	\$61.78	333501023	\$61.78	333501024	\$61.78
333501025	\$61.78	333501026	\$61.78		

Assessment Roll

68-3940 - LMD 89-1-C Vol.1 Zone 44

Fiscal Year 2025-26



APN	Levy	APN	Levy	APN	Levy
333501027	\$61.78	333501028	\$61.78		
Totals		Parcels	1,243	Levy	\$76,792.54

Assessment Roll

68-3941 - LMD 89-1-C Vol.1 Zone 47
Fiscal Year 2025-26



APN	Levy	APN	Levy	APN	Levy
338320001	\$58.08	338320002	\$58.08	338320003	\$58.08
338320004	\$58.08	338320005	\$58.08	338320006	\$58.08
338320007	\$58.08	338320008	\$58.08	338320009	\$58.08
338320010	\$58.08	338320011	\$58.08	338320012	\$58.08
338320013	\$58.08	338320014	\$58.08	338320015	\$58.08
338320016	\$58.08	338320017	\$58.08	338320018	\$58.08
338320019	\$58.08	338320020	\$58.08	338320021	\$58.08
338320022	\$58.08	338320023	\$58.08	338320024	\$58.08
338320025	\$58.08	338320026	\$58.08	338320027	\$58.08
338320028	\$58.08	338320029	\$58.08	338320030	\$58.08
338320031	\$58.08	338320032	\$58.08	338320033	\$58.08
338320034	\$58.08	338320035	\$58.08	338320036	\$58.08
338320037	\$58.08	338320038	\$58.08	338321001	\$58.08
338321002	\$58.08	338321003	\$58.08	338321004	\$58.08
338321005	\$58.08	338321006	\$58.08	338321007	\$58.08
338321008	\$58.08	338321009	\$58.08	338321010	\$58.08
338321011	\$58.08	338321012	\$58.08	338321013	\$58.08
338321014	\$58.08	338321015	\$58.08	338321016	\$58.08
338321017	\$58.08	338321018	\$58.08	338321019	\$58.08
338321020	\$58.08	338321021	\$58.08	338321022	\$58.08
338321023	\$58.08	338321024	\$58.08	338321025	\$58.08
338321026	\$58.08	338321027	\$58.08	338321028	\$58.08
338321029	\$58.08	338321030	\$58.08	338321031	\$58.08
338321032	\$58.08	338321033	\$58.08	338321034	\$58.08
338321035	\$58.08	338321036	\$58.08	338321037	\$58.08
338321038	\$58.08	338321039	\$58.08	338321040	\$58.08
338321041	\$58.08	338321042	\$58.08	338321043	\$58.08
338330001	\$58.08	338330002	\$58.08	338330003	\$58.08
338330004	\$58.08	338330005	\$58.08	338330006	\$58.08
338330007	\$58.08	338330008	\$58.08	338330009	\$58.08
338330010	\$58.08	338330011	\$58.08	338330012	\$58.08
338330013	\$58.08	338330014	\$58.08	338330015	\$58.08
338330016	\$58.08	338330017	\$58.08	338330018	\$58.08
338330019	\$58.08	338330020	\$58.08	338330021	\$58.08
338330022	\$58.08	338330023	\$58.08	338330024	\$58.08
338330025	\$58.08	338330026	\$58.08	338330027	\$58.08
338330028	\$58.08	338330029	\$58.08	338330030	\$58.08
338330031	\$58.08	338330032	\$58.08	338330033	\$58.08
338330034	\$58.08	338340001	\$58.08	338340002	\$58.08
338340003	\$58.08	338340004	\$58.08	338340005	\$58.08
338340006	\$58.08	338340007	\$58.08	338340008	\$58.08
338340009	\$58.08	338340010	\$58.08	338340011	\$58.08
338340012	\$58.08	338340013	\$58.08	338341001	\$58.08
338341002	\$58.08	338341003	\$58.08	338341004	\$58.08
338341005	\$58.08	338341006	\$58.08	338341007	\$58.08
338341008	\$58.08	338341009	\$58.08	338342001	\$58.08

Assessment Roll

68-3941 - LMD 89-1-C Vol.1 Zone 47

Fiscal Year 2025-26



APN	Levy	APN	Levy	APN	Levy
338342002	\$58.08	338342003	\$58.08	338342004	\$58.08
338342005	\$58.08	338342006	\$58.08	338342007	\$58.08
338342008	\$58.08	338342009	\$58.08	338342010	\$58.08
338342011	\$58.08	338342012	\$58.08	338342013	\$58.08
338342014	\$58.08	338342015	\$58.08	338342016	\$58.08
338342017	\$58.08	338343001	\$58.08	338343002	\$58.08
338343003	\$58.08	338343004	\$58.08	338343005	\$58.08
338343006	\$58.08	338343007	\$58.08	338343008	\$58.08
338343009	\$58.08	338343010	\$58.08	338343011	\$58.08
338343012	\$58.08	338343013	\$58.08	338343014	\$58.08
338343015	\$58.08	338343016	\$58.08	338343017	\$58.08
338343018	\$58.08	338343019	\$58.08	338343020	\$58.08
338343021	\$58.08	338343022	\$58.08	338343023	\$58.08
338343024	\$58.08	338343025	\$58.08	338343026	\$58.08
338343027	\$58.08	338343028	\$58.08	338343029	\$58.08
338343030	\$58.08	338343031	\$58.08	338343032	\$58.08
338350001	\$58.08	338350002	\$58.08	338350003	\$58.08
338350004	\$58.08	338350005	\$58.08	338350006	\$58.08
338350007	\$58.08	338350008	\$58.08	338350009	\$58.08
338350010	\$58.08	338350011	\$58.08	338350012	\$58.08
338350013	\$58.08	338350014	\$58.08	338350015	\$58.08
338350016	\$58.08	338351001	\$58.08	338351002	\$58.08
338351003	\$58.08	338351004	\$58.08	338351005	\$58.08
338351006	\$58.08	338351007	\$58.08	338351008	\$58.08
338351009	\$58.08	338351010	\$58.08	338351011	\$58.08
338351012	\$58.08	338351013	\$58.08	338351014	\$58.08
338351015	\$58.08	338351016	\$58.08	338351017	\$58.08
338351018	\$58.08	338351019	\$58.08	338351020	\$58.08
338351021	\$58.08	338351022	\$58.08	338351023	\$58.08
338351024	\$58.08	338351025	\$58.08	338351026	\$58.08
Totals		Parcels 228	Levy \$13,242.24		

Assessment Roll

68-3942 - LMD 89-1-C Vol.1 Zone 49

Fiscal Year 2025-26



APN	Levy	APN	Levy	APN	Levy
372390001	\$9.84	372390002	\$9.84	372390003	\$9.84
372391001	\$9.84	372391002	\$9.84	372391003	\$9.84
372391004	\$9.84	372391005	\$9.84	372391006	\$9.84
372391007	\$9.84	372391008	\$9.84	372391009	\$9.84
372391010	\$9.84	372391011	\$9.84	372391012	\$9.84
372391013	\$9.84	372391014	\$9.84	372392001	\$9.84
372392002	\$9.84	372392003	\$9.84	372392004	\$9.84
372392005	\$9.84	372392006	\$9.84	372392007	\$9.84
372392008	\$9.84	372392009	\$9.84	372392010	\$9.84
372392011	\$9.84	372392012	\$9.84	372392013	\$9.84
372392014	\$9.84	372392015	\$9.84	372392016	\$9.84
372392017	\$9.84	372392018	\$9.84	372392019	\$9.84
372392020	\$9.84	372392021	\$9.84	372392022	\$9.84
372392023	\$9.84	372393001	\$9.84	372393002	\$9.84
372393003	\$9.84	372393004	\$9.84	372393005	\$9.84
372393006	\$9.84	372393007	\$9.84	372393008	\$9.84
372393009	\$9.84	372393010	\$9.84	372393011	\$9.84
372393012	\$9.84	372393013	\$9.84	372393014	\$9.84
372393015	\$9.84	372400001	\$9.84	372400002	\$9.84
372400003	\$9.84	372400004	\$9.84	372400005	\$9.84
372400006	\$9.84	372400007	\$9.84	372400008	\$9.84
372400009	\$9.84	372400010	\$9.84	372400011	\$9.84
372400012	\$9.84	372400013	\$9.84	372400014	\$9.84
372400015	\$9.84	372400016	\$9.84	372400017	\$9.84
372400018	\$9.84	372400019	\$9.84	372400020	\$9.84
372400021	\$9.84	372400022	\$9.84	372400023	\$9.84
372400024	\$9.84	372400025	\$9.84	372400026	\$9.84
372400027	\$9.84	372400028	\$9.84	372400029	\$9.84
372401001	\$9.84	372401002	\$9.84	372401003	\$9.84
372401004	\$9.84	372401005	\$9.84	372401006	\$9.84
372401007	\$9.84	372402001	\$9.84	372402002	\$9.84
372402003	\$9.84	372402004	\$9.84	372402005	\$9.84
372402006	\$9.84	372402007	\$9.84	372402008	\$9.84
372402009	\$9.84	372402010	\$9.84	372402011	\$9.84
372402012	\$9.84	372402013	\$9.84	372402014	\$9.84
372410001	\$9.84	372410002	\$9.84	372410003	\$9.84
372410004	\$9.84	372410005	\$9.84	372410006	\$9.84
372410007	\$9.84	372410008	\$9.84	372410009	\$9.84
372411001	\$9.84	372411002	\$9.84	372411003	\$9.84
372411004	\$9.84	372411005	\$9.84	372411006	\$9.84
372411007	\$9.84	372411008	\$9.84	372412001	\$9.84
372412002	\$9.84	372412003	\$9.84	372412004	\$9.84
372412005	\$9.84	372412006	\$9.84	372412007	\$9.84
372412008	\$9.84	372412009	\$9.84	372412010	\$9.84
372412011	\$9.84	372412012	\$9.84	372413001	\$9.84
372413002	\$9.84	372413003	\$9.84	372413004	\$9.84

Assessment Roll

68-3942 - LMD 89-1-C Vol.1 Zone 49

Fiscal Year 2025-26



APN	Levy	APN	Levy	APN	Levy
372413005	\$9.84	372413006	\$9.84	372413007	\$9.84
372413008	\$9.84	372420001	\$9.84	372420002	\$9.84
372420003	\$9.84	372420004	\$9.84	372420005	\$9.84
372420006	\$9.84	372420007	\$9.84	372420008	\$9.84
372420009	\$9.84	372420010	\$9.84	372420011	\$9.84
372420012	\$9.84	372420013	\$9.84	372420014	\$9.84
372420015	\$9.84	372420016	\$9.84	372420017	\$9.84
372420018	\$9.84	372420019	\$9.84	372420020	\$9.84
372420021	\$9.84	372420022	\$9.84	372420023	\$9.84
372420024	\$9.84	372420025	\$9.84	372420026	\$9.84
372420027	\$9.84	372420028	\$9.84	372420029	\$9.84
372420030	\$9.84	372420031	\$9.84	372420032	\$9.84
372420033	\$9.84	372420034	\$9.84	372420035	\$9.84
372420036	\$9.84	372420037	\$9.84	372420038	\$9.84
372420039	\$9.84	372421001	\$9.84	372421002	\$9.84
372421003	\$9.84	372421004	\$9.84	372421005	\$9.84
372421006	\$9.84	372421007	\$9.84	372421008	\$9.84
372421009	\$9.84	372421010	\$9.84	372421011	\$9.84
Totals		Parcels 192		Levy \$1,889.28	

Assessment Roll

68-3943 - LMD 89-1-C Vol.1 Zone 63

Fiscal Year 2025-26



APN	Levy	APN	Levy	APN	Levy
372430001	\$70.60	372430002	\$70.60	372430003	\$70.60
372430004	\$70.60	372430005	\$70.60	372430006	\$70.60
372430007	\$70.60	372430008	\$70.60	372430009	\$70.60
372430010	\$70.60	372430011	\$70.60	372430012	\$70.60
372431001	\$70.60	372431002	\$70.60	372431003	\$70.60
372431004	\$70.60	372431005	\$70.60	372431006	\$70.60
372431007	\$70.60	372432001	\$70.60	372432002	\$70.60
372432003	\$70.60	372432004	\$70.60	372432005	\$70.60
372440001	\$70.60	372440002	\$70.60	372440003	\$70.60
372440004	\$70.60	372440005	\$70.60	372440006	\$70.60
372440007	\$70.60	372440008	\$70.60	372440009	\$70.60
372440010	\$70.60	372440011	\$70.60	372440012	\$70.60
372440013	\$70.60	372440014	\$70.60	372440015	\$70.60
372440016	\$70.60	372440017	\$70.60	372440018	\$70.60
372440019	\$70.60	372440020	\$70.60	372440021	\$70.60
372440022	\$70.60	372440023	\$70.60	372440024	\$70.60
372440025	\$70.60	372440026	\$70.60	372440027	\$70.60
372440028	\$70.60	372440029	\$70.60	372440030	\$70.60
372440031	\$70.60	372441001	\$70.60	372441002	\$70.60
372441003	\$70.60	372441004	\$70.60	372441005	\$70.60
372442001	\$70.60	372442002	\$70.60	372442003	\$70.60
372442004	\$70.60	372442005	\$70.60	372442006	\$70.60
372442007	\$70.60	372442008	\$70.60	372442009	\$70.60
372450001	\$70.60	372450002	\$70.60	372450003	\$70.60
372450004	\$70.60	372450005	\$70.60	372450006	\$70.60
372450007	\$70.60	372450008	\$70.60	372450009	\$70.60
372450010	\$70.60	372450011	\$70.60	372450012	\$70.60
372450013	\$70.60	372450014	\$70.60	372450015	\$70.60
372450016	\$70.60	372450017	\$70.60	372451001	\$70.60
372451002	\$70.60	372451003	\$70.60	372451004	\$70.60
372451005	\$70.60	372451006	\$70.60	372451007	\$70.60
372451008	\$70.60	372451009	\$70.60	372451010	\$70.60
372451011	\$70.60	372451012	\$70.60	372451013	\$70.60
372451014	\$70.60	372451015	\$70.60	372451016	\$70.60
372451017	\$70.60	372451018	\$70.60	372451019	\$70.60
372451020	\$70.60	372451021	\$70.60	372452001	\$70.60
372452002	\$70.60	372452003	\$70.60	372452004	\$70.60
372452005	\$70.60	372452006	\$70.60	372453001	\$70.60
372453002	\$70.60	372453003	\$70.60	372453004	\$70.60
372460001	\$70.60	372460002	\$70.60	372460003	\$70.60
372460004	\$70.60	372461001	\$70.60	372461002	\$70.60
372461003	\$70.60	372461004	\$70.60	372461005	\$70.60
372461006	\$70.60	372461007	\$70.60	372461008	\$70.60
372461009	\$70.60	372462001	\$70.60	372462002	\$70.60
372462003	\$70.60	372462004	\$70.60	372462005	\$70.60
372462006	\$70.60	372462007	\$70.60	372462008	\$70.60

Assessment Roll

68-3943 - LMD 89-1-C Vol.1 Zone 63

Fiscal Year 2025-26



APN	Levy	APN	Levy	APN	Levy
372462009	\$70.60	372462010	\$70.60	372463001	\$70.60
372463002	\$70.60	372463003	\$70.60	372463004	\$70.60
372463005	\$70.60	372463006	\$70.60	372463007	\$70.60
372463008	\$70.60	372463009	\$70.60	372463010	\$70.60
372463011	\$70.60	372463012	\$70.60	372463013	\$70.60
372463014	\$70.60	372463015	\$70.60	372463016	\$70.60
372463017	\$70.60	372463018	\$70.60	372463019	\$70.60
372463020	\$70.60	372463021	\$70.60	372463022	\$70.60
372463023	\$70.60	372463024	\$70.60	372463025	\$70.60
372463026	\$70.60	372463027	\$70.60	372463028	\$70.60
372463029	\$70.60	372463030	\$70.60	372463031	\$70.60
372463032	\$70.60	372463033	\$70.60	372463034	\$70.60
372463035	\$70.60	372463036	\$70.60		
372463037	\$70.60	372463038	\$70.60		
Totals		Parcels 178		Levy \$12,566.80	

Assessment Roll

68-3944 - LMD 89-1-C Vol.1 Zone 69

Fiscal Year 2025-26



APN	Levy	APN	Levy	APN	Levy
360580001	\$517.56	360580002	\$517.56	360580003	\$517.56
360580004	\$517.56	360580005	\$517.56	360580006	\$517.56
360580007	\$517.56	360580008	\$517.56	360580009	\$517.56
360580010	\$517.56	360580011	\$517.56	360580012	\$517.56
360580013	\$517.56	360580014	\$517.56	360580015	\$517.56
360580016	\$517.56	360580017	\$517.56	360580018	\$517.56
360580019	\$517.56	360580020	\$517.56	360580021	\$517.56
360580022	\$517.56	360580023	\$517.56	360580024	\$517.56
360580025	\$517.56	360580026	\$517.56	360580027	\$517.56
360580028	\$517.56	360580029	\$517.56	360580030	\$517.56
360580031	\$517.56	360580032	\$517.56	360580033	\$517.56
360581001	\$517.56	360581002	\$517.56	360581003	\$517.56
360581004	\$517.56	360581005	\$517.56	360581006	\$517.56
360581007	\$517.56	360581008	\$517.56	360581009	\$517.56
360581010	\$517.56	360581011	\$517.56	360581012	\$517.56
360581013	\$517.56	360581014	\$517.56	360581015	\$517.56
360581016	\$517.56	360581017	\$517.56	360581018	\$517.56
360581019	\$517.56	360581020	\$517.56	360581021	\$517.56
360581022	\$517.56	360581023	\$517.56	360581024	\$517.56
360581025	\$517.56	360581026	\$517.56	360581027	\$517.56
360581028	\$517.56	360581029	\$517.56	360581030	\$517.56
360581031	\$517.56	360581032	\$517.56	360581033	\$517.56
360581034	\$517.56	360581035	\$517.56	360581036	\$517.56
360590001	\$517.56	360590002	\$517.56	360590003	\$517.56
360591001	\$517.56	360591002	\$517.56	360591003	\$517.56
360591004	\$517.56	360591005	\$517.56	360591006	\$517.56
360591007	\$517.56	360591008	\$517.56	360591009	\$517.56
360591010	\$517.56	360591011	\$517.56	360591012	\$517.56
360591013	\$517.56	360591014	\$517.56	360591015	\$517.56
360591016	\$517.56	360591017	\$517.56	360591018	\$517.56
360591019	\$517.56	360592001	\$517.56	360592002	\$517.56
360592003	\$517.56	360592004	\$517.56	360592005	\$517.56
360592006	\$517.56	360592007	\$517.56	360592008	\$517.56
360592009	\$517.56	360592010	\$517.56	360592011	\$517.56
360592012	\$517.56	360592013	\$517.56	360592014	\$517.56
360592015	\$517.56	360592016	\$517.56	360592017	\$517.56
360592018	\$517.56	360592019	\$517.56	360592020	\$517.56
360592021	\$517.56	360592022	\$517.56	360592023	\$517.56
360592024	\$517.56	360592025	\$517.56	360592026	\$517.56
360592027	\$517.56	360592028	\$517.56	360592029	\$517.56
360592030	\$517.56	360592031	\$517.56	360592032	\$517.56
360592033	\$517.56	360592034	\$517.56	360592035	\$517.56
360592036	\$517.56	360592037	\$517.56		
Totals		Parcels 128		Levy \$66,247.68	

Assessment Roll

68-3946 - LMD 89-1-C Vol.1 Zone 77

Fiscal Year 2025-26



APN	Levy	APN	Levy	APN	Levy
358231001	\$479.28	358231002	\$479.28	358231003	\$479.28
358231004	\$479.28	358231005	\$479.28	358231006	\$479.28
358231007	\$479.28	358231008	\$479.28	358232001	\$479.28
358232002	\$479.28	358232003	\$479.28	358232004	\$479.28
358232005	\$479.28	358232006	\$479.28	358232007	\$479.28
358232008	\$479.28	358232009	\$479.28	358232010	\$479.28
358232011	\$479.28	358232012	\$479.28	358232013	\$479.28
358232014	\$479.28	358232015	\$479.28	358232016	\$479.28
358232017	\$479.28	358233001	\$479.28	358233002	\$479.28
358233003	\$479.28	358233004	\$479.28	358233005	\$479.28
358233006	\$479.28	358233007	\$479.28	358233008	\$479.28
358233009	\$479.28	358233010	\$479.28	358233011	\$479.28
358233012	\$479.28	358233013	\$479.28	358233014	\$479.28
358233015	\$479.28	358233016	\$479.28	358233017	\$479.28
358233018	\$479.28	358233019	\$479.28	358234001	\$479.28
358234002	\$479.28	358234003	\$479.28	358234004	\$479.28
358234005	\$479.28	358234006	\$479.28	358234007	\$479.28
358234008	\$479.28	358234009	\$479.28	358234010	\$479.28
358234011	\$479.28	358234012	\$479.28	358234013	\$479.28
358234014	\$479.28	358234015	\$479.28	358234016	\$479.28
358234017	\$479.28	358234018	\$479.28	358234019	\$479.28
358234020	\$479.28	358234021	\$479.28	358234022	\$479.28
358234023	\$479.28	358234024	\$479.28		
358234025	\$479.28	358234026	\$479.28		
Totals		Parcels 70		Levy \$33,549.60	

Assessment Roll

68-3947 - LMD 89-1-C Vol.1 Zone 81

Fiscal Year 2025-26



APN	Levy	APN	Levy	APN	Levy
360650001	\$530.74	360650002	\$530.74	360650003	\$530.74
360650004	\$530.74	360650005	\$530.74	360650006	\$530.74
360650007	\$530.74	360650008	\$530.74	360650009	\$530.74
360650012	\$530.74	360650015	\$530.74	360650010	\$530.74
360650014	\$530.74	360651005	\$530.74	360650013	\$530.74
360651001	\$530.74	360651004	\$530.74	360651006	\$530.74
360650011	\$530.74	360651002	\$530.74	360651003	\$530.74
360651007	\$530.74	360651011	\$530.74	360651012	\$530.74
360651015	\$530.74	360651016	\$530.74	360651018	\$530.74
360651020	\$530.74	360651021	\$530.74	360651024	\$530.74
360651026	\$530.74	360651017	\$530.74	360651027	\$530.74
360651008	\$530.74	360651030	\$530.74	360651028	\$530.74
360652001	\$530.74	360651010	\$530.74	360652002	\$530.74
360651019	\$530.74	360651025	\$530.74	360651029	\$530.74
360651031	\$530.74	360651009	\$530.74	360651013	\$530.74
360651014	\$530.74	360651022	\$530.74	360651023	\$530.74
360652003	\$530.74	360652004	\$530.74	360652006	\$530.74
360652008	\$530.74	360652011	\$530.74	360652012	\$530.74
360652005	\$530.74	360652009	\$530.74	360652015	\$530.74
360652016	\$530.74	360652018	\$530.74	360652020	\$530.74
360652021	\$530.74	360653001	\$530.74	360653002	\$530.74
360653005	\$530.74	360653006	\$530.74	360652007	\$530.74
360652013	\$530.74	360652010	\$530.74	360652017	\$530.74
360652019	\$530.74	360660001	\$530.74	360660002	\$530.74
360660008	\$530.74	360660003	\$530.74	360660004	\$530.74
360660006	\$530.74	360660009	\$530.74	360660012	\$530.74
360652014	\$530.74	360660015	\$530.74	360660007	\$530.74
360660013	\$530.74	360652022	\$530.74	360660018	\$530.74
360660019	\$530.74	360660014	\$530.74	360660020	\$530.74
360660022	\$530.74	360653003	\$530.74	360653004	\$530.74
360660024	\$530.74	360660025	\$530.74	360660023	\$530.74
360660028	\$530.74	360660029	\$530.74	360660005	\$530.74
360660010	\$530.74	360660011	\$530.74	360660016	\$530.74
360660017	\$530.74	360660021	\$530.74		
360660026	\$530.74	360660027	\$530.74		
Totals		Parcels 103		Levy \$54,666.22	

Assessment Roll

68-3948 - LMD 89-1-C Vol.1 Zone 113

Fiscal Year 2025-26



APN	Levy	APN	Levy	APN	Levy
333050030	\$4,174.58	333050031	\$1,762.12	333050032	\$1,143.28
333050033	\$881.06				
Totals		Parcels	4	Levy	\$7,961.04

Assessment Roll

68-3949 - LMD 89-1-C Vol.1 Zone 114

Fiscal Year 2025-26



APN	Levy	APN	Levy	APN	Levy
372490001	\$23.36	372490002	\$23.36	372490003	\$23.36
372490004	\$23.36	372490005	\$23.36	372490006	\$23.36
372491001	\$23.36	372490008	\$23.36	372491002	\$23.36
372491004	\$23.36	372491005	\$23.36	372491008	\$23.36
372491003	\$23.36	372491010	\$23.36	372491011	\$23.36
372490007	\$23.36	372491006	\$23.36	372491007	\$23.36
372491009	\$23.36	372491012	\$23.36	372491014	\$23.36
372491015	\$23.36	372491013	\$23.36	372491018	\$23.36
372491019	\$23.36	372491020	\$23.36	372491021	\$23.36
372491022	\$23.36	372491024	\$23.36	372491025	\$23.36
372491023	\$23.36	372492007	\$23.36	372492004	\$23.36
372492009	\$23.36	372492005	\$23.36	372492010	\$23.36
372492008	\$23.36	372493001	\$23.36	372493002	\$23.36
372493003	\$23.36	372492006	\$23.36	372491016	\$23.36
372491017	\$23.36	372492001	\$23.36	372492002	\$23.36
372492003	\$23.36	372493004	\$23.36	372500006	\$23.36
372500003	\$23.36	372500004	\$23.36	372500005	\$23.36
372493006	\$23.36	372502001	\$23.36	372502003	\$23.36
372502002	\$23.36	372502005	\$23.36	372502007	\$23.36
372502008	\$23.36	372502009	\$23.36	372502006	\$23.36
372502011	\$23.36	372510003	\$23.36	372510002	\$23.36
372511001	\$23.36	372510008	\$23.36	372510009	\$23.36
372502010	\$23.36	372511004	\$23.36	372510004	\$23.36
372511007	\$23.36	372511008	\$23.36	372511010	\$23.36
372510006	\$23.36	372510007	\$23.36	372493005	\$23.36
372500001	\$23.36	372511005	\$23.36	372511011	\$23.36
372500002	\$23.36	372511009	\$23.36	372511015	\$23.36
372511014	\$23.36	372512002	\$23.36	372512001	\$23.36
372511017	\$23.36	372511018	\$23.36	372512005	\$23.36
372501001	\$23.36	372502004	\$23.36	372510001	\$23.36
372512006	\$23.36	372510005	\$23.36	372510010	\$23.36
372512004	\$23.36	372512007	\$23.36	372511002	\$23.36
372512003	\$23.36	372511003	\$23.36	372511006	\$23.36
372511012	\$23.36	372511013	\$23.36	372511016	\$23.36
372512008	\$23.36	372512016	\$23.36	372512010	\$23.36
372512011	\$23.36	372512012	\$23.36	372512013	\$23.36
372512015	\$23.36	372512019	\$23.36	372512022	\$23.36
372512024	\$23.36	372512026	\$23.36	372512028	\$23.36
372512029	\$23.36	372512023	\$23.36	372512033	\$23.36
372512035	\$23.36	372512034	\$23.36	372512009	\$23.36
372512014	\$23.36	372512017	\$23.36	372512018	\$23.36
372512036	\$23.36	372512027	\$23.36	372512020	\$23.36
372512021	\$23.36	372512025	\$23.36	372512030	\$23.36
372512031	\$23.36	372512032	\$23.36	372520001	\$23.36
372520002	\$23.36	372520003	\$23.36	372520004	\$23.36
372520005	\$23.36	372520006	\$23.36	372520007	\$23.36

Assessment Roll

68-3949 - LMD 89-1-C Vol.1 Zone 114

Fiscal Year 2025-26



APN	Levy	APN	Levy	APN	Levy
372520008	\$23.36	372520009	\$23.36	372520010	\$23.36
372520011	\$23.36	372520012	\$23.36	372520013	\$23.36
372520014	\$23.36	372520015	\$23.36	372520016	\$23.36
372520017	\$23.36	372520018	\$23.36	372520019	\$23.36
372520020	\$23.36	372520021	\$23.36	372520022	\$23.36
372520023	\$23.36	372520024	\$23.36	372520025	\$23.36
372520026	\$23.36	372520027	\$23.36	372520028	\$23.36
372520029	\$23.36	372520030	\$23.36	372520031	\$23.36
372521001	\$23.36	372521002	\$23.36	372521003	\$23.36
372521004	\$23.36	372521005	\$23.36	372521006	\$23.36
372522001	\$23.36	372522002	\$23.36	372522003	\$23.36
372522004	\$23.36	372522005	\$23.36	372522006	\$23.36
372522007	\$23.36	372522008	\$23.36	372522009	\$23.36
372523001	\$23.36	372523002	\$23.36	372523003	\$23.36
372523004	\$23.36	372523005	\$23.36	372523006	\$23.36
372523007	\$23.36	372523008	\$23.36	372523009	\$23.36
372523010	\$23.36	372523011	\$23.36	372523012	\$23.36
372523013	\$23.36	372523014	\$23.36	372523015	\$23.36
372523016	\$23.36	372523017	\$23.36	372590001	\$23.36
372590002	\$23.36	372590003	\$23.36	372590004	\$23.36
372590005	\$23.36	372590006	\$23.36	372590007	\$23.36
372590008	\$23.36	372590009	\$23.36	372590010	\$23.36
372590011	\$23.36	372590012	\$23.36	372590013	\$23.36
372590014	\$23.36	372590015	\$23.36	372590016	\$23.36
372590017	\$23.36	372590018	\$23.36	372590019	\$23.36
372590020	\$23.36	372590021	\$23.36	372590022	\$23.36
372590023	\$23.36	372590024	\$23.36	372590025	\$23.36
372590026	\$23.36	372590027	\$23.36	372590028	\$23.36
372591001	\$23.36	372591002	\$23.36	372591003	\$23.36
372591004	\$23.36	372591005	\$23.36	372591006	\$23.36
372591007	\$23.36	372591008	\$23.36	372591009	\$23.36
372591010	\$23.36	372591011	\$23.36	372591012	\$23.36
372591013	\$23.36	372591014	\$23.36	372591015	\$23.36
372591016	\$23.36	372592001	\$23.36	372592002	\$23.36
372592003	\$23.36	372592004	\$23.36	372592005	\$23.36
372592006	\$23.36	372592007	\$23.36	372592008	\$23.36
372592009	\$23.36	372592010	\$23.36	372592011	\$23.36
372592012	\$23.36	372592013	\$23.36	372592014	\$23.36
372592015	\$23.36	372592016	\$23.36	372593001	\$23.36
372593002	\$23.36	372593003	\$23.36	372593004	\$23.36
Totals		Parcels 258		Levy \$6,026.88	

Assessment Roll

68-3950 - LMD 89-1-C Vol.1 Zone 117

Fiscal Year 2025-26



APN	Levy	APN	Levy	APN	Levy
333550001	\$25.76	333550002	\$25.76	333550003	\$25.76
333550004	\$25.76	333550005	\$25.76	333550006	\$25.76
333550007	\$25.76	333550009	\$25.76	333550010	\$25.76
333550008	\$25.76	333550017	\$25.76	333550015	\$25.76
333550014	\$25.76	333550018	\$25.76	333550019	\$25.76
333550021	\$25.76	333550016	\$25.76	333550011	\$25.76
333550012	\$25.76	333550013	\$25.76	333550020	\$25.76
333550022	\$25.76	333550023	\$25.76	333550027	\$25.76
333550028	\$25.76	333550026	\$25.76	333550030	\$25.76
333550024	\$25.76	333550034	\$25.76	333550035	\$25.76
333550036	\$25.76	333550041	\$25.76	333550042	\$25.76
333550037	\$25.76	333550039	\$25.76	333550043	\$25.76
333550047	\$25.76	333550045	\$25.76	333550048	\$25.76
333550046	\$25.76	333550049	\$25.76	333550025	\$25.76
333550029	\$25.76	333550031	\$25.76	333550032	\$25.76
333550033	\$25.76	333550038	\$25.76	333550040	\$25.76
333550044	\$25.76	333550053	\$25.76	333550050	\$25.76
333550051	\$25.76	333550052	\$25.76	333550054	\$25.76
333550055	\$25.76	333550063	\$25.76	333550061	\$25.76
333550065	\$25.76	333550060	\$25.76	333550062	\$25.76
333550064	\$25.76	333550069	\$25.76	333550070	\$25.76
333550066	\$25.76	333550073	\$25.76	333550075	\$25.76
333550076	\$25.76	333551001	\$25.76	333551002	\$25.76
333551010	\$25.76	333551013	\$25.76	333560003	\$25.76
333560005	\$25.76	333550071	\$25.76	333550074	\$25.76
333551007	\$25.76	333551003	\$25.76	333551005	\$25.76
333551008	\$25.76	333551006	\$25.76	333551011	\$25.76
333551012	\$25.76	333551014	\$25.76	333560006	\$25.76
333560004	\$25.76	333560008	\$25.76	333550067	\$25.76
333560012	\$25.76	333550068	\$25.76	333560009	\$25.76
333560014	\$25.76	333560010	\$25.76	333560016	\$25.76
333550072	\$25.76	333550077	\$25.76	333560018	\$25.76
333551004	\$25.76	333551009	\$25.76	333560001	\$25.76
333560002	\$25.76	333560007	\$25.76	333560011	\$25.76
333560013	\$25.76	333560015	\$25.76	333560017	\$25.76
333560019	\$25.76	333560023	\$25.76	333560024	\$25.76
333560025	\$25.76	333560026	\$25.76	333560028	\$25.76
333560030	\$25.76	333560033	\$25.76	333560035	\$25.76
333560036	\$25.76	333560049	\$25.76	333560052	\$25.76
333560053	\$25.76	333560054	\$25.76	333560056	\$25.76
333560021	\$25.76	333560020	\$25.76	333560027	\$25.76
333560029	\$25.76	333560031	\$25.76	333560034	\$25.76
333560039	\$25.76	333560038	\$25.76	333560041	\$25.76
333560043	\$25.76	333560058	\$25.76	333560042	\$25.76
333560045	\$25.76	333560067	\$25.76	333560046	\$25.76
333560070	\$25.76	333560048	\$25.76	333560073	\$25.76

Assessment Roll

68-3950 - LMD 89-1-C Vol.1 Zone 117

Fiscal Year 2025-26



APN	Levy	APN	Levy	APN	Levy
333560047	\$25.76	333560057	\$25.76	333560050	\$25.76
333560062	\$25.76	333560063	\$25.76	333560064	\$25.76
333560059	\$25.76	333560061	\$25.76	333560065	\$25.76
333560066	\$25.76	333560068	\$25.76	333560022	\$25.76
333560071	\$25.76	333560074	\$25.76	333560075	\$25.76
333561001	\$25.76	333560078	\$25.76	333560079	\$25.76
333560032	\$25.76	333560037	\$25.76	333560040	\$25.76
333560044	\$25.76	333561002	\$25.76	333561007	\$25.76
333561006	\$25.76	333561010	\$25.76	333561009	\$25.76
333560051	\$25.76	333561013	\$25.76	333560055	\$25.76
333561011	\$25.76	333561012	\$25.76	333560060	\$25.76
333570001	\$25.76	333570004	\$25.76	333570003	\$25.76
333570007	\$25.76	333570009	\$25.76	333560069	\$25.76
333560072	\$25.76	333570008	\$25.76	333560076	\$25.76
333560077	\$25.76	333570013	\$25.76	333570010	\$25.76
333570006	\$25.76	333570018	\$25.76	333570016	\$25.76
333570017	\$25.76	333570019	\$25.76	333570024	\$25.76
333570021	\$25.76	333570025	\$25.76	333570020	\$25.76
333561003	\$25.76	333570023	\$25.76	333561004	\$25.76
333570026	\$25.76	333570022	\$25.76	333570028	\$25.76
333570031	\$25.76	333570032	\$25.76	333570034	\$25.76
333561005	\$25.76	333570030	\$25.76	333570035	\$25.76
333570033	\$25.76	333570037	\$25.76	333561008	\$25.76
333561014	\$25.76	333570002	\$25.76	333570005	\$25.76
333570011	\$25.76	333570012	\$25.76	333570014	\$25.76
333570015	\$25.76	333570027	\$25.76	333570029	\$25.76
333570036	\$25.76	333570040	\$25.76	333570039	\$25.76
333570038	\$25.76	333570041	\$25.76	333570044	\$25.76
333570045	\$25.76	333571001	\$25.76	333571002	\$25.76
333571014	\$25.76	333571015	\$25.76	333571016	\$25.76
333571024	\$25.76	333571025	\$25.76	333571026	\$25.76
333580005	\$25.76	333570042	\$25.76	333570043	\$25.76
333571004	\$25.76	333580008	\$25.76	333571007	\$25.76
333571009	\$25.76	333571005	\$25.76	333571006	\$25.76
333581001	\$25.76	333571011	\$25.76	333571012	\$25.76
333571010	\$25.76	333581006	\$25.76	333571013	\$25.76
333571017	\$25.76	333581009	\$25.76	333571021	\$25.76
333571018	\$25.76	333571022	\$25.76	333571020	\$25.76
333580006	\$25.76	333581013	\$25.76	333580009	\$25.76
333581005	\$25.76	333581020	\$25.76	333571023	\$25.76
333581021	\$25.76	333581008	\$25.76	333581010	\$25.76
333571028	\$25.76	333581011	\$25.76	333581022	\$25.76
333581012	\$25.76	333580004	\$25.76	333580007	\$25.76
333581014	\$25.76	333580010	\$25.76	333581017	\$25.76
333581002	\$25.76	333581003	\$25.76	333581015	\$25.76
333581019	\$25.76	333581016	\$25.76	333571003	\$25.76

Assessment Roll

68-3950 - LMD 89-1-C Vol.1 Zone 117

Fiscal Year 2025-26



APN	Levy	APN	Levy	APN	Levy
333581024	\$25.76	333581029	\$25.76	333581033	\$25.76
333581035	\$25.76	333581038	\$25.76	333581040	\$25.76
333581041	\$25.76	333571008	\$25.76	333581042	\$25.76
333571019	\$25.76	333571027	\$25.76	333580001	\$25.76
333580002	\$25.76	333580003	\$25.76	333581004	\$25.76
333581023	\$25.76	333581028	\$25.76	333581030	\$25.76
333581031	\$25.76	333581032	\$25.76	333581044	\$25.76
333581036	\$25.76	333581039	\$25.76	333581043	\$25.76
333582004	\$25.76	333582007	\$25.76	333581018	\$25.76
333582010	\$25.76	333582013	\$25.76	333582011	\$25.76
333582012	\$25.76	333581034	\$25.76	333582020	\$25.76
333581037	\$25.76	333582014	\$25.76	333582017	\$25.76
333582021	\$25.76	333582001	\$25.76	333582023	\$25.76
333582002	\$25.76	333582022	\$25.76	333582024	\$25.76
333582003	\$25.76	333582005	\$25.76	333582006	\$25.76
333582008	\$25.76	333582015	\$25.76	333582016	\$25.76
333582018	\$25.76	333581007	\$25.76	333581025	\$25.76
333590004	\$25.76	333590007	\$25.76	333581026	\$25.76
333590006	\$25.76	333590003	\$25.76	333590008	\$25.76
333590010	\$25.76	333590013	\$25.76	333590011	\$25.76
333591001	\$25.76	333590012	\$25.76	333581027	\$25.76
333591005	\$25.76	333591002	\$25.76	333591006	\$25.76
333591009	\$25.76	333582009	\$25.76	333582019	\$25.76
333591008	\$25.76	333591010	\$25.76	333591003	\$25.76
333591015	\$25.76	333591014	\$25.76	333591017	\$25.76
333591013	\$25.76	333591020	\$25.76	333592001	\$25.76
333591016	\$25.76	333591018	\$25.76	333582027	\$25.76
333592002	\$25.76	333600001	\$25.76	333590001	\$25.76
333600002	\$25.76	333590002	\$25.76	333592005	\$25.76
333600004	\$25.76	333592004	\$25.76	333600006	\$25.76
333590005	\$25.76	333590009	\$25.76	333600007	\$25.76
333600008	\$25.76	333600012	\$25.76	333600013	\$25.76
333591004	\$25.76	333591007	\$25.76	333591011	\$25.76
333600009	\$25.76	333600015	\$25.76	333600019	\$25.76
333600020	\$25.76	333591012	\$25.76	333600022	\$25.76
333591019	\$25.76	333600021	\$25.76	333600026	\$25.76
333600027	\$25.76	333592003	\$25.76	333600014	\$25.76
333600028	\$25.76	333600030	\$25.76	333600031	\$25.76
333592006	\$25.76	333600033	\$25.76	333600024	\$25.76
333600032	\$25.76	333600035	\$25.76	333600036	\$25.76
333600003	\$25.76	333600005	\$25.76	333600039	\$25.76
333600037	\$25.76	333600042	\$25.76	333600043	\$25.76
333600010	\$25.76	333600011	\$25.76	333600038	\$25.76
333601003	\$25.76	333601004	\$25.76	333600016	\$25.76
333600044	\$25.76	333601005	\$25.76	333601008	\$25.76
333601009	\$25.76	333601010	\$25.76	333601012	\$25.76

Assessment Roll

68-3950 - LMD 89-1-C Vol.1 Zone 117

Fiscal Year 2025-26



APN	Levy	APN	Levy	APN	Levy
333600017	\$25.76	333601013	\$25.76	333610001	\$25.76
333610002	\$25.76	333600018	\$25.76	333600023	\$25.76
333601011	\$25.76	333610003	\$25.76	333610006	\$25.76
333600025	\$25.76	333600029	\$25.76	333610007	\$25.76
333610008	\$25.76	333610011	\$25.76	333600034	\$25.76
333610012	\$25.76	333601006	\$25.76	333600040	\$25.76
333600041	\$25.76	333601001	\$25.76	333601002	\$25.76
333601007	\$25.76	333601014	\$25.76	333610004	\$25.76
333610005	\$25.76	333610009	\$25.76	333610010	\$25.76
333582025	\$25.76	333582026	\$25.76	333611001	\$25.76
333611002	\$25.76	333610013	\$25.76	333611005	\$25.76
333611004	\$25.76	333612001	\$25.76	333611009	\$25.76
333611010	\$25.76	333612002	\$25.76	333612003	\$25.76
333612006	\$25.76	333612007	\$25.76	333612008	\$25.76
333611006	\$25.76	333612011	\$25.76	333612014	\$25.76
333612010	\$25.76	333612015	\$25.76	333612013	\$25.76
333612012	\$25.76	333612017	\$25.76	333612016	\$25.76
333612018	\$25.76	333612021	\$25.76	333612022	\$25.76
333612020	\$25.76	333612023	\$25.76	333612026	\$25.76
333612019	\$25.76	333612027	\$25.76	333612028	\$25.76
333611003	\$25.76	333611007	\$25.76	333611008	\$25.76
333612004	\$25.76	333612005	\$25.76	333612009	\$25.76
333612024	\$25.76	333612025	\$25.76	333612029	\$25.76
Totals		Parcels 483		Levy \$12,442.08	

Assessment Roll
 68-3951 - LMD 89-1-C Vol.1 Zone 118
 Fiscal Year 2025-26



APN	Levy	APN	Levy	APN	Levy
364070048	\$6,382.50				
Totals		Parcels	1	Levy	\$6,382.50

Assessment Roll

68-3952 - LMD 89-1-C Vol.1 Zone 121

Fiscal Year 2025-26



APN	Levy	APN	Levy	APN	Levy
364230001	\$8.18	364230002	\$8.18	364230003	\$8.18
364230004	\$8.18	364230005	\$8.18	364230006	\$8.18
364230007	\$8.18	364230008	\$8.18	364230009	\$8.18
364230010	\$8.18	364230011	\$8.18	364230012	\$8.18
364230013	\$8.18	364230014	\$8.18	364230015	\$8.18
364230016	\$8.18	364230017	\$8.18	364230018	\$8.18
364230019	\$8.18	364230020	\$8.18	364230021	\$8.18
364230022	\$8.18	364230023	\$8.18	364230024	\$8.18
364230025	\$8.18	364230026	\$8.18	364230027	\$8.18
364230028	\$8.18	364230029	\$8.18	364230030	\$8.18
364230031	\$8.18	364230032	\$8.18	364230033	\$8.18
364230034	\$8.18	364230035	\$8.18	364230036	\$8.18
364230037	\$8.18	364230038	\$8.18	364230039	\$8.18
364230040	\$8.18	364230041	\$8.18	364230042	\$8.18
364230043	\$8.18	364230044	\$8.18	364240001	\$8.18
364240002	\$8.18	364240003	\$8.18	364240004	\$8.18
364240005	\$8.18	364240006	\$8.18	364240007	\$8.18
364240008	\$8.18	364240009	\$8.18	364240010	\$8.18
364240011	\$8.18	364240012	\$8.18	364240013	\$8.18
364240014	\$8.18	364240015	\$8.18	364240016	\$8.18
364240017	\$8.18	364240018	\$8.18	364240019	\$8.18
364240020	\$8.18	364240021	\$8.18	364240022	\$8.18
364240023	\$8.18	364240024	\$8.18	364240025	\$8.18
364240026	\$8.18	364240027	\$8.18	364240028	\$8.18
364240029	\$8.18	364240030	\$8.18	364240031	\$8.18
364240032	\$8.18	364240033	\$8.18	364240034	\$8.18
364240035	\$8.18	364240036	\$8.18	364240037	\$8.18
364240038	\$8.18	364240039	\$8.18	364240040	\$8.18
364240041	\$8.18	364240042	\$8.18	364240043	\$8.18
364240044	\$8.18	364240045	\$8.18	364240046	\$8.18
364240047	\$8.18	364240048	\$8.18	364240049	\$8.18
364240050	\$8.18	364240051	\$8.18	364240052	\$8.18
364240053	\$8.18	364240054	\$8.18	364240055	\$8.18
364240056	\$8.18	364240057	\$8.18	364240058	\$8.18
364240059	\$8.18	364240060	\$8.18	364240061	\$8.18
364240062	\$8.18	364240063	\$8.18	364240064	\$8.18
364240065	\$8.18	364240066	\$8.18	364240067	\$8.18
364240068	\$8.18	364240069	\$8.18	364240070	\$8.18
364240071	\$8.18	364240072	\$8.18	364240073	\$8.18
364240074	\$8.18	364240075	\$8.18	364240076	\$8.18
364240077	\$8.18	364240078	\$8.18	364240079	\$8.18
364240080	\$8.18	364240088	\$8.18	364240089	\$8.18
364250001	\$8.18	364250002	\$8.18	364250003	\$8.18
364250004	\$8.18	364250005	\$8.18	364250006	\$8.18
364250007	\$8.18	364250008	\$8.18	364250009	\$8.18
364250010	\$8.18	364250011	\$8.18	364250012	\$8.18

Assessment Roll

68-3952 - LMD 89-1-C Vol.1 Zone 121

Fiscal Year 2025-26



APN	Levy	APN	Levy	APN	Levy
364250013	\$8.18	364250014	\$8.18	364250015	\$8.18
364250016	\$8.18	364250017	\$8.18	364250018	\$8.18
364250019	\$8.18	364250022	\$8.18	364250023	\$8.18
364250024	\$8.18	364250025	\$8.18	364250026	\$8.18
364250027	\$8.18	364250028	\$8.18	364250029	\$8.18
364250030	\$8.18	364250031	\$8.18	364250032	\$8.18
364250033	\$8.18	364250034	\$8.18	364250035	\$8.18
364250036	\$8.18	364250037	\$8.18	364250038	\$8.18
364250039	\$8.18	364250040	\$8.18	364250041	\$8.18
364250042	\$8.18	364250043	\$8.18	364250044	\$8.18
364250045	\$8.18	364250050	\$8.18	364250051	\$8.18
364260001	\$8.18	364260002	\$8.18	364260003	\$8.18
364260004	\$8.18	364260005	\$8.18	364260006	\$8.18
364260007	\$8.18	364260008	\$8.18	364260009	\$8.18
364260010	\$8.18	364260011	\$8.18	364260012	\$8.18
364260013	\$8.18	364260014	\$8.18	364260015	\$8.18
364260016	\$8.18	364260017	\$8.18	364260018	\$8.18
364260019	\$8.18	364260020	\$8.18	364260021	\$8.18
364260022	\$8.18	364260023	\$8.18	364260024	\$8.18
364260025	\$8.18	364260026	\$8.18	364260027	\$8.18
364260028	\$8.18	364260029	\$8.18	364260030	\$8.18
364260031	\$8.18	364260032	\$8.18	364260033	\$8.18
364260034	\$8.18	364260035	\$8.18	364260036	\$8.18
364260037	\$8.18	364260038	\$8.18	364260039	\$8.18
364260040	\$8.18	364260041	\$8.18	364260042	\$8.18
364260043	\$8.18	364260044	\$8.18	364260045	\$8.18
364260046	\$8.18	364260047	\$8.18	364260048	\$8.18
364260049	\$8.18	364260050	\$8.18	364260051	\$8.18
364260052	\$8.18	364260053	\$8.18	364260054	\$8.18
364260055	\$8.18	364260056	\$8.18	364260057	\$8.18
364260058	\$8.18	364260059	\$8.18	364260060	\$8.18
364260061	\$8.18	364260062	\$8.18	364270001	\$8.18
364270002	\$8.18	364270003	\$8.18	364270004	\$8.18
364270005	\$8.18	364270006	\$8.18	364270007	\$8.18
364270008	\$8.18	364270009	\$8.18	364270010	\$8.18
364270011	\$8.18	364270012	\$8.18	364270013	\$8.18
364270014	\$8.18	364270015	\$8.18	364270016	\$8.18
364270017	\$8.18	364270018	\$8.18	364270019	\$8.18
364270020	\$8.18	364270021	\$8.18	364270022	\$8.18
364270023	\$8.18	364270024	\$8.18	364270025	\$8.18
364270026	\$8.18	364270027	\$8.18	364270028	\$8.18
364270029	\$8.18	364270030	\$8.18	364270031	\$8.18
364270032	\$8.18	364270033	\$8.18	364270034	\$8.18
364270035	\$8.18	364270036	\$8.18	364270037	\$8.18
364270038	\$8.18	364270039	\$8.18	364270040	\$8.18
364270041	\$8.18	364270042	\$8.18	364270043	\$8.18

Assessment Roll

68-3952 - LMD 89-1-C Vol.1 Zone 121

Fiscal Year 2025-26



APN	Levy	APN	Levy	APN	Levy
364270044	\$8.18	364270045	\$8.18	364270046	\$8.18
364270047	\$8.18	364270048	\$8.18	364270049	\$8.18
364270050	\$8.18	364270051	\$8.18	364270052	\$8.18
364270053	\$8.18	364270054	\$8.18	364270055	\$8.18
364270056	\$8.18	364270057	\$8.18	364270058	\$8.18
364270059	\$8.18	364270060	\$8.18	364270061	\$8.18
364270062	\$8.18	364270063	\$8.18	364270064	\$8.18
364270065	\$8.18	364270066	\$8.18	364270067	\$8.18
364270068	\$8.18	364270069	\$8.18	364270070	\$8.18
364270071	\$8.18	364270072	\$8.18	364270073	\$8.18
364270074	\$8.18	364270075	\$8.18	364270076	\$8.18
364270077	\$8.18	364270078	\$8.18	364280001	\$8.18
364280002	\$8.18	364280003	\$8.18	364280004	\$8.18
364280005	\$8.18	364280006	\$8.18	364280007	\$8.18
364280008	\$8.18	364280009	\$8.18	364280010	\$8.18
364280011	\$8.18	364280012	\$8.18	364280013	\$8.18
364280014	\$8.18	364280015	\$8.18	364280016	\$8.18
364280017	\$8.18	364280018	\$8.18	364280019	\$8.18
364280020	\$8.18	364280021	\$8.18	364280022	\$8.18
364280023	\$8.18	364280024	\$8.18	364280025	\$8.18
364280026	\$8.18	364280027	\$8.18	364280028	\$8.18
364280029	\$8.18	364280030	\$8.18	364280031	\$8.18
364290001	\$8.18	364290002	\$8.18	364290003	\$8.18
364290004	\$8.18	364290005	\$8.18	364290006	\$8.18
364290007	\$8.18	364290008	\$8.18	364290009	\$8.18
364290010	\$8.18	364290011	\$8.18	364290012	\$8.18
364290013	\$8.18	364290014	\$8.18	364290015	\$8.18
364290016	\$8.18	364290017	\$8.18	364290018	\$8.18
364290019	\$8.18	364290020	\$8.18	364290021	\$8.18
364290022	\$8.18	364290023	\$8.18	364290024	\$8.18
364290025	\$8.18	364290026	\$8.18	364290027	\$8.18
364290028	\$8.18	364290029	\$8.18	364290030	\$8.18
364290031	\$8.18	364290032	\$8.18	364290033	\$8.18
364290034	\$8.18	364290035	\$8.18	364290036	\$8.18
364290037	\$8.18	364290038	\$8.18	364290039	\$8.18
364290040	\$8.18	364290041	\$8.18	364290042	\$8.18
364290043	\$8.18	364290044	\$8.18	364290045	\$8.18
364290046	\$8.18	364290047	\$8.18	364290048	\$8.18
364290049	\$8.18	364290050	\$8.18	364290051	\$8.18
364290052	\$8.18	364290053	\$8.18	364290054	\$8.18
364290055	\$8.18	364290056	\$8.18	364290057	\$8.18
364290058	\$8.18	364290059	\$8.18	364290060	\$8.18
364290061	\$8.18	364290062	\$8.18	364290063	\$8.18
364290064	\$8.18	364290065	\$8.18	364290066	\$8.18
364290067	\$8.18	364290068	\$8.18	364290069	\$8.18
364290070	\$8.18	364290071	\$8.18	364290072	\$8.18

Assessment Roll

68-3952 - LMD 89-1-C Vol.1 Zone 121

Fiscal Year 2025-26



APN	Levy	APN	Levy	APN	Levy
364290073	\$8.18	364300001	\$8.18	364300002	\$8.18
364300003	\$8.18	364300004	\$8.18	364300005	\$8.18
364300006	\$8.18	364300007	\$8.18	364300008	\$8.18
364300009	\$8.18	364300010	\$8.18	364300011	\$8.18
364300012	\$8.18	364300013	\$8.18	364300014	\$8.18
364300015	\$8.18	364300016	\$8.18	364300017	\$8.18
364300018	\$8.18	364300019	\$8.18	364300020	\$8.18
364300021	\$8.18	364300022	\$8.18	364300023	\$8.18
364300024	\$8.18	364300025	\$8.18	364300026	\$8.18
364300027	\$8.18	364300028	\$8.18	364300029	\$8.18
364300030	\$8.18	364300031	\$8.18	364300032	\$8.18
364300033	\$8.18	364300034	\$8.18	364300035	\$8.18
364300036	\$8.18	364300037	\$8.18	364300038	\$8.18
364300039	\$8.18	364300040	\$8.18	364300041	\$8.18
364300042	\$8.18	364300043	\$8.18	364300044	\$8.18
364300045	\$8.18	364300046	\$8.18	364300047	\$8.18
364300048	\$8.18	364300049	\$8.18	364300050	\$8.18
364300051	\$8.18	364300052	\$8.18	364300053	\$8.18
364300054	\$8.18	364300055	\$8.18	364300056	\$8.18
364300057	\$8.18	364300058	\$8.18	364300059	\$8.18
364300060	\$8.18	364300061	\$8.18	364300062	\$8.18
364300063	\$8.18	364300064	\$8.18	364300065	\$8.18
364300066	\$8.18	364300067	\$8.18	364300068	\$8.18
364300069	\$8.18	364300070	\$8.18	364300071	\$8.18
364300072	\$8.18	364300073	\$8.18	364310001	\$8.18
364310002	\$8.18	364310003	\$8.18	364310004	\$8.18
364310005	\$8.18	364310006	\$8.18	364310007	\$8.18
364310008	\$8.18	364310009	\$8.18	364310010	\$8.18
364310011	\$8.18	364310012	\$8.18	364310013	\$8.18
364310014	\$8.18	364310015	\$8.18	364310016	\$8.18
364310017	\$8.18	364310018	\$8.18	364310019	\$8.18
364310020	\$8.18	364310021	\$8.18	364310022	\$8.18
364310023	\$8.18	364310024	\$8.18	364310025	\$8.18
364310026	\$8.18	364310027	\$8.18	364310028	\$8.18
364310029	\$8.18	364310030	\$8.18	364310031	\$8.18
364310032	\$8.18	364310033	\$8.18	364310034	\$8.18
364310035	\$8.18	364310036	\$8.18	364310037	\$8.18
364310038	\$8.18	364310039	\$8.18	364310040	\$8.18
364310041	\$8.18	364310042	\$8.18	364310043	\$8.18
364310044	\$8.18	364310045	\$8.18	364310046	\$8.18
364310047	\$8.18	364310048	\$8.18	364310049	\$8.18
364310050	\$8.18	364310051	\$8.18	364310052	\$8.18
364310053	\$8.18	364310054	\$8.18	364310055	\$8.18
364310056	\$8.18	364310057	\$8.18	364310058	\$8.18
364310059	\$8.18	364310060	\$8.18	364310061	\$8.18
364310062	\$8.18	364310063	\$8.18	364310064	\$8.18

Assessment Roll

68-3952 - LMD 89-1-C Vol.1 Zone 121

Fiscal Year 2025-26



APN	Levy	APN	Levy	APN	Levy
364310065	\$8.18	364310066	\$8.18	364310067	\$8.18
364310068	\$8.18	364310069	\$8.18	364310070	\$8.18
364310071	\$8.18	364310072	\$8.18	364310073	\$8.18
364310074	\$8.18	364310075	\$8.18	364310076	\$8.18
364310077	\$8.18	364310078	\$8.18	364310079	\$8.18
364310080	\$8.18	364310081	\$8.18	364310082	\$8.18
364310083	\$8.18	364310084	\$8.18	364310085	\$8.18
364310086	\$8.18	364310087	\$8.18	364310088	\$8.18
364310089	\$8.18	364310090	\$8.18	364310091	\$8.18
364320001	\$8.18	364320002	\$8.18	364320003	\$8.18
364320004	\$8.18	364320005	\$8.18	364320006	\$8.18
364320007	\$8.18	364320008	\$8.18	364320009	\$8.18
364320010	\$8.18	364320011	\$8.18	364320012	\$8.18
364320013	\$8.18	364320014	\$8.18	364320015	\$8.18
364320016	\$8.18	364320017	\$8.18	364320018	\$8.18
364320019	\$8.18	364320020	\$8.18	364320021	\$8.18
364320022	\$8.18	364320023	\$8.18	364320024	\$8.18
364320025	\$8.18	364320026	\$8.18	364320027	\$8.18
364320028	\$8.18	364320029	\$8.18	364320030	\$8.18
364320031	\$8.18	364320032	\$8.18	364320033	\$8.18
364320034	\$8.18	364320035	\$8.18	364320036	\$8.18
364320037	\$8.18	364320038	\$8.18	364320039	\$8.18
364320040	\$8.18	364320041	\$8.18	364320042	\$8.18
364320043	\$8.18	364320044	\$8.18	364320045	\$8.18
364320046	\$8.18	364320047	\$8.18	364320048	\$8.18
364320049	\$8.18	364320050	\$8.18	364320051	\$8.18
364320052	\$8.18	364320053	\$8.18	364320054	\$8.18
364320055	\$8.18	364320056	\$8.18	364320057	\$8.18
364320058	\$8.18	364320059	\$8.18	364320060	\$8.18
364320061	\$8.18	364320062	\$8.18	364320063	\$8.18
364320064	\$8.18	364320065	\$8.18	364320066	\$8.18
364320067	\$8.18	364320068	\$8.18	364330001	\$8.18
364330002	\$8.18	364330003	\$8.18	364330004	\$8.18
364330005	\$8.18	364330006	\$8.18	364330007	\$8.18
364330008	\$8.18	364330009	\$8.18	364330010	\$8.18
364330011	\$8.18	364330012	\$8.18	364330013	\$8.18
364330014	\$8.18	364330015	\$8.18	364330016	\$8.18
364330017	\$8.18	364330018	\$8.18	364330019	\$8.18
364330020	\$8.18	364330021	\$8.18	364330022	\$8.18
364330023	\$8.18	364330024	\$8.18	364330025	\$8.18
364330026	\$8.18	364330028	\$8.18	364330029	\$8.18
364330030	\$8.18	364340001	\$8.18	364340002	\$8.18
364340003	\$8.18	364340004	\$8.18	364340005	\$8.18
364340006	\$8.18	364340007	\$8.18	364340008	\$8.18
364340009	\$8.18	364340010	\$8.18	364340011	\$8.18
364340012	\$8.18	364340013	\$8.18	364340014	\$8.18

Assessment Roll

68-3952 - LMD 89-1-C Vol.1 Zone 121

Fiscal Year 2025-26



APN	Levy	APN	Levy	APN	Levy
364340015	\$8.18	364340016	\$8.18	364340017	\$8.18
364340018	\$8.18	364340019	\$8.18	364340020	\$8.18
364340021	\$8.18	364340022	\$8.18	364340023	\$8.18
364340024	\$8.18	364340025	\$8.18	364340026	\$8.18
364340027	\$8.18	364340028	\$8.18	364340029	\$8.18
364340030	\$8.18	364340031	\$8.18	364340032	\$8.18
364340033	\$8.18	364340034	\$8.18	364340035	\$8.18
364340036	\$8.18	364340037	\$8.18		
364340038	\$8.18	364340039	\$8.18		
Totals		Parcels 715		Levy \$5,848.70	

Assessment Roll

68-3953 - LMD 89-1-C Vol.1 Zone 129

Fiscal Year 2025-26



APN	Levy	APN	Levy	APN	Levy
333621001	\$15.86	333621002	\$15.86	333621003	\$15.86
333621004	\$15.86	333621005	\$15.86	333621006	\$15.86
333621007	\$15.86	333621008	\$15.86	333621009	\$15.86
333621010	\$15.86	333621011	\$15.86	333621012	\$15.86
333621013	\$15.86	333622001	\$15.86	333622002	\$15.86
333622003	\$15.86	333622004	\$15.86	333622005	\$15.86
333622006	\$15.86	333622007	\$15.86	333622008	\$15.86
333622009	\$15.86	333622010	\$15.86	333623001	\$15.86
333623002	\$15.86	333623003	\$15.86	333623004	\$15.86
333623005	\$15.86	333623006	\$15.86	333623007	\$15.86
333623008	\$15.86	333623009	\$15.86	333623010	\$15.86
333623011	\$15.86	333623012	\$15.86	333623013	\$15.86
333623014	\$15.86	333624001	\$15.86	333624002	\$15.86
333624003	\$15.86	333624004	\$15.86	333624005	\$15.86
333624006	\$15.86	333624007	\$15.86	333624008	\$15.86
333624009	\$15.86	333624010	\$15.86	333624011	\$15.86
333624012	\$15.86	333624013	\$15.86	333624014	\$15.86
333624015	\$15.86	333624016	\$15.86	333624017	\$15.86
333624018	\$15.86	333624019	\$15.86	333624020	\$15.86
333631001	\$15.86	333631002	\$15.86	333631003	\$15.86
333631004	\$15.86	333631005	\$15.86	333631006	\$15.86
333631007	\$15.86	333631008	\$15.86	333631009	\$15.86
333631010	\$15.86	333631011	\$15.86	333631012	\$15.86
333631013	\$15.86	333631014	\$15.86	333631015	\$15.86
333631016	\$15.86	333631017	\$15.86	333631018	\$15.86
333631019	\$15.86	333631020	\$15.86	333631021	\$15.86
333631022	\$15.86	333631023	\$15.86	333631024	\$15.86
333631025	\$15.86	333631026	\$15.86	333631027	\$15.86
333631028	\$15.86	333631029	\$15.86	333631030	\$15.86
333631031	\$15.86	333631032	\$15.86	333631033	\$15.86
333631034	\$15.86	333631035	\$15.86	333631036	\$15.86
333631037	\$15.86	333631038	\$15.86	333631039	\$15.86
333632001	\$15.86	333632002	\$15.86	333632003	\$15.86
333632004	\$15.86	333632005	\$15.86	333632006	\$15.86
333632007	\$15.86	333632008	\$15.86	333632009	\$15.86
333632010	\$15.86	333632011	\$15.86	333632012	\$15.86
333632013	\$15.86	333632014	\$15.86	333632015	\$15.86
333632016	\$15.86	333632017	\$15.86	333632018	\$15.86
333632019	\$15.86	333632020	\$15.86	333632021	\$15.86
333632022	\$15.86	333632023	\$15.86	333640001	\$15.86
333640002	\$15.86	333640003	\$15.86	333640004	\$15.86
333640005	\$15.86	333640006	\$15.86	333640007	\$15.86
333640008	\$15.86	333640009	\$15.86	333640010	\$15.86

Assessment Roll

68-3953 - LMD 89-1-C Vol.1 Zone 129

Fiscal Year 2025-26



APN	Levy	APN	Levy	APN	Levy
333640011	\$15.86	333640012	\$15.86	333640013	\$15.86
333640014	\$15.86	333640015	\$15.86	333640016	\$15.86
333640017	\$15.86	333640018	\$15.86	333640019	\$15.86
333640020	\$15.86	333640021	\$15.86	333640022	\$15.86
333640023	\$15.86	333640024	\$15.86	333640025	\$15.86
333640026	\$15.86	333640027	\$15.86	333640028	\$15.86
333650001	\$15.86	333650002	\$15.86	333650003	\$15.86
333650004	\$15.86	333650005	\$15.86	333650006	\$15.86
333650007	\$15.86	333650008	\$15.86	333650009	\$15.86
333650010	\$15.86	333650011	\$15.86	333650012	\$15.86
333650013	\$15.86	333650014	\$15.86	333650015	\$15.86
333650016	\$15.86	333650017	\$15.86	333650018	\$15.86
333650019	\$15.86	333650020	\$15.86	333651001	\$15.86
333651002	\$15.86	333651003	\$15.86	333651004	\$15.86
333651005	\$15.86	333651006	\$15.86	333651007	\$15.86
333651008	\$15.86	333651009	\$15.86	333651010	\$15.86
333651011	\$15.86	333651012	\$15.86	333651013	\$15.86
333651014	\$15.86	333651015	\$15.86	333651016	\$15.86
333651017	\$15.86	333651018	\$15.86	333651019	\$15.86
333651020	\$15.86	333651021	\$15.86	333651022	\$15.86
333651023	\$15.86	333651024	\$15.86	333651025	\$15.86
333651026	\$15.86	333651027	\$15.86	333652001	\$15.86
333652002	\$15.86	333652003	\$15.86	333652011	\$15.86
333652013	\$15.86	333652015	\$15.86	333652018	\$15.86
333652020	\$15.86	333652022	\$15.86	333660001	\$15.86
333660002	\$15.86	333660003	\$15.86	333660004	\$15.86
333660005	\$15.86	333660006	\$15.86	333660007	\$15.86
333660008	\$15.86	333660009	\$15.86	333660010	\$15.86
333660011	\$15.86	333660012	\$15.86	333660013	\$15.86
333660014	\$15.86	333660015	\$15.86	333660016	\$15.86
333660017	\$15.86	333660018	\$15.86	333660019	\$15.86
333660020	\$15.86	333660021	\$15.86	333660022	\$15.86
333660023	\$15.86	333660024	\$15.86	333660025	\$15.86
333660026	\$15.86	333660027	\$15.86	333660028	\$15.86
333660029	\$15.86	333660030	\$15.86	333660031	\$15.86
333660032	\$15.86	333660033	\$15.86	333660034	\$15.86
333660035	\$15.86	333660036	\$15.86	333660037	\$15.86
333660038	\$15.86	333660039	\$15.86	333670001	\$15.86
333670002	\$15.86	333670003	\$15.86	333670004	\$15.86
333670005	\$15.86	333670006	\$15.86	333670007	\$15.86
333670008	\$15.86	333670009	\$15.86	333670010	\$15.86
333670011	\$15.86	333670012	\$15.86	333670013	\$15.86
333670014	\$15.86	333670015	\$15.86	333670016	\$15.86

Assessment Roll

68-3953 - LMD 89-1-C Vol.1 Zone 129

Fiscal Year 2025-26



APN	Levy	APN	Levy	APN	Levy
333670017	\$15.86	333670018	\$15.86	333670019	\$15.86
333670020	\$15.86	333670021	\$15.86	333670022	\$15.86
333670023	\$15.86	333670024	\$15.86	333670025	\$15.86
333670026	\$15.86	333670027	\$15.86		
Totals		Parcels 269		Levy	\$4,266.34

Assessment Roll

68-3954 - LMD 89-1-C Vol.1 Zone 130

Fiscal Year 2025-26



APN	Levy	APN	Levy	APN	Levy
360690001	\$274.36	360690002	\$388.24	360690006	\$346.84
360690007	\$142.34	360690008	\$354.60	360690009	\$266.60
360690010	\$300.24	360690013	\$2,640.12	360690014	\$238.12
360690015	\$476.24	360690016	\$256.24	360690017	\$271.76
360690018	\$147.52	360690019	\$359.78	360690020	\$251.06
360690021	\$3,364.86	360690022	\$282.12	360690024	\$584.96
360690026	\$3,908.42	360690027	\$232.94		
360690032	\$1,912.78	360690033	\$111.28		
Totals		Parcels 22		Levy	\$17,111.42

Assessment Roll

68-3955 - LMD 89-1-C Vol.1 Zone 133

Fiscal Year 2025-26



APN	Levy	APN	Levy	APN	Levy
360700001	\$264.52	360700002	\$264.52	360700003	\$264.52
360700004	\$264.52	360700005	\$264.52	360700006	\$264.52
360700007	\$264.52	360700008	\$264.52	360700009	\$264.52
360700010	\$264.52	360700011	\$264.52	360700012	\$264.52
360700013	\$264.52	360700014	\$264.52	360700015	\$264.52
360700016	\$264.52	360700017	\$264.52	360700018	\$264.52
360700019	\$264.52	360700020	\$264.52	360700021	\$264.52
360700022	\$264.52	360700023	\$264.52	360700024	\$264.52
360700025	\$264.52	360700026	\$264.52	360700027	\$264.52
360700028	\$264.52	360700029	\$264.52	360700030	\$264.52
360700031	\$264.52	360700032	\$264.52	360700033	\$264.52
360710001	\$264.52	360710002	\$264.52	360710003	\$264.52
360710004	\$264.52	360710005	\$264.52	360710006	\$264.52
360710007	\$264.52	360710008	\$264.52	360710009	\$264.52
360710010	\$264.52	360710011	\$264.52	360710012	\$264.52
360710013	\$264.52	360710014	\$264.52	360710015	\$264.52
360710016	\$264.52	360710017	\$264.52	360710018	\$264.52
360710019	\$264.52	360710020	\$264.52	360710021	\$264.52
360710022	\$264.52	360710023	\$264.52	360710024	\$264.52
360710025	\$264.52	360710026	\$264.52	360710027	\$264.52
360710028	\$264.52	360710029	\$264.52	360710030	\$264.52
360710031	\$264.52	360710032	\$264.52	360710033	\$264.52
360710034	\$264.52	360710035	\$264.52	360710036	\$264.52
360710037	\$264.52	360710038	\$264.52	360720001	\$264.52
360720002	\$264.52	360720003	\$264.52	360720004	\$264.52
360720005	\$264.52	360720006	\$264.52	360720007	\$264.52
360720008	\$264.52	360720009	\$264.52	360720010	\$264.52
360720011	\$264.52	360720012	\$264.52	360720013	\$264.52
360720014	\$264.52	360720015	\$264.52	360720016	\$264.52
360720017	\$264.52	360720018	\$264.52	360720019	\$264.52
360720020	\$264.52	360720021	\$264.52	360720022	\$264.52
360720023	\$264.52	360720024	\$264.52	360720025	\$264.52
360720026	\$264.52	360720027	\$264.52	360720028	\$264.52
360720029	\$264.52	360720030	\$264.52	360720031	\$264.52
360720032	\$264.52	360720033	\$264.52	360720034	\$264.52
360720035	\$264.52	360720036	\$264.52	360720037	\$264.52
360720038	\$264.52	360720039	\$264.52	360720040	\$264.52
360720041	\$264.52	360720042	\$264.52	360720043	\$264.52
360730001	\$264.52	360730002	\$264.52	360730003	\$264.52
360730004	\$264.52	360730005	\$264.52	360730006	\$264.52
360730007	\$264.52	360730008	\$264.52	360730009	\$264.52
360730010	\$264.52	360730011	\$264.52	360730012	\$264.52
360730013	\$264.52	360730014	\$264.52	360730015	\$264.52
360730016	\$264.52	360730017	\$264.52	360730018	\$264.52
360730019	\$264.52	360730020	\$264.52	360730021	\$264.52
360730022	\$264.52	360730023	\$264.52	360730024	\$264.52

Assessment Roll

68-3955 - LMD 89-1-C Vol.1 Zone 133

Fiscal Year 2025-26



APN	Levy	APN	Levy	APN	Levy
360731001	\$264.52	360731002	\$264.52	360731003	\$264.52
360731004	\$264.52	360731005	\$264.52	360731006	\$264.52
360731007	\$264.52	360731008	\$264.52	360731009	\$264.52
360731010	\$264.52	360731011	\$264.52	360731012	\$264.52
360731013	\$264.52	360731014	\$264.52	360731015	\$264.52
360731016	\$264.52	360731017	\$264.52	360731018	\$264.52
360731019	\$264.52	360731020	\$264.52	360731021	\$264.52
360731022	\$264.52	360731023	\$264.52	360731024	\$264.52
360731025	\$264.52	360731026	\$264.52	360740001	\$264.52
360740002	\$264.52	360740003	\$264.52	360740004	\$264.52
360740005	\$264.52	360740006	\$264.52	360740007	\$264.52
360740008	\$264.52	360740009	\$264.52	360740010	\$264.52
360740011	\$264.52	360740012	\$264.52	360740013	\$264.52
360740014	\$264.52	360740015	\$264.52	360740016	\$264.52
360740017	\$264.52	360740018	\$264.52	360740019	\$264.52
360740020	\$264.52	360740021	\$264.52	360741001	\$264.52
360741002	\$264.52	360741003	\$264.52	360741004	\$264.52
360741005	\$264.52	360741006	\$264.52	360742001	\$264.52
360742002	\$264.52	360742003	\$264.52	360742004	\$264.52
360742005	\$264.52	360742006	\$264.52	360742007	\$264.52
360742008	\$264.52	360742009	\$264.52	360742010	\$264.52
360742011	\$264.52	360742012	\$264.52	360742013	\$264.52
360742014	\$264.52	360750001	\$264.52	360750002	\$264.52
360750003	\$264.52	360750004	\$264.52	360750005	\$264.52
360750006	\$264.52	360751001	\$264.52	360751002	\$264.52
360751003	\$264.52	360751004	\$264.52	360751005	\$264.52
360751006	\$264.52	360751007	\$264.52	360751008	\$264.52
360751009	\$264.52	360751010	\$264.52	360751011	\$264.52
360751012	\$264.52	360751013	\$264.52	360751014	\$264.52
360751015	\$264.52	360751016	\$264.52	360751017	\$264.52
360751018	\$264.52	360751019	\$264.52	360751020	\$264.52
360751021	\$264.52	360751022	\$264.52	360751023	\$264.52
360751024	\$264.52	360751025	\$264.52	360751026	\$264.52
360751027	\$264.52	360751028	\$264.52	360751029	\$264.52
360751030	\$264.52	360751031	\$264.52	360751032	\$264.52
360751033	\$264.52	360751034	\$264.52	360751035	\$264.52
360751036	\$264.52	360751037	\$264.52	360751038	\$264.52
360751039	\$264.52	360751040	\$264.52	360751041	\$264.52
360751042	\$264.52	360751043	\$264.52	360751044	\$264.52
360751045	\$264.52	360751046	\$264.52	360751047	\$264.52
360751048	\$264.52	360751049	\$264.52	360751050	\$264.52
360751051	\$264.52	360760001	\$264.52	360760002	\$264.52
360760003	\$264.52	360760004	\$264.52	360760005	\$264.52
360760006	\$264.52	360760007	\$264.52	360760008	\$264.52
360760009	\$264.52	360760010	\$264.52	360760011	\$264.52
360760012	\$264.52	360760013	\$264.52	360760014	\$264.52

Assessment Roll

68-3955 - LMD 89-1-C Vol.1 Zone 133

Fiscal Year 2025-26



APN	Levy	APN	Levy	APN	Levy
360760015	\$264.52	360760016	\$264.52	360760017	\$264.52
360760018	\$264.52	360760019	\$264.52	360760020	\$264.52
360760021	\$264.52	360760022	\$264.52	360760023	\$264.52
360760024	\$264.52	360770001	\$264.52	360770002	\$264.52
360770003	\$264.52	360770004	\$264.52	360770005	\$264.52
360770006	\$264.52	360770007	\$264.52	360770008	\$264.52
360770009	\$264.52	360770010	\$264.52	360770011	\$264.52
360770012	\$264.52	360770013	\$264.52	360770014	\$264.52
360770015	\$264.52	360770016	\$264.52	360770017	\$264.52
360770018	\$264.52	360770019	\$264.52	360770020	\$264.52
360770021	\$264.52	360770022	\$264.52	360770023	\$264.52
360780001	\$264.52	360780002	\$264.52	360780003	\$264.52
360780004	\$264.52	360780005	\$264.52	360780006	\$264.52
360780007	\$264.52	360780008	\$264.52	360780009	\$264.52
360780010	\$264.52	360780011	\$264.52	360780012	\$264.52
360780013	\$264.52	360781001	\$264.52	360781002	\$264.52
360781003	\$264.52	360781004	\$264.52	360781005	\$264.52
360781006	\$264.52	360781007	\$264.52	360781008	\$264.52
360781009	\$264.52	360781010	\$264.52	360781011	\$264.52
360781012	\$264.52	360781013	\$264.52	360781014	\$264.52
360782001	\$264.52	360782002	\$264.52	360782003	\$264.52
360782004	\$264.52	360782005	\$264.52	360782006	\$264.52
360783001	\$264.52	360783002	\$264.52	360783003	\$264.52
360783004	\$264.52	360783005	\$264.52	360783006	\$264.52
360783007	\$264.52	360783008	\$264.52	360783009	\$264.52
360783010	\$264.52	360783011	\$264.52	360783012	\$264.52
360783013	\$264.52	360783014	\$264.52	360783015	\$264.52
360783016	\$264.52	360783017	\$264.52	360783018	\$264.52
360783019	\$264.52	360783020	\$264.52	360783021	\$264.52
360783022	\$264.52	360783023	\$264.52	360783024	\$264.52
360783025	\$264.52	360783026	\$264.52	360783027	\$264.52
360783028	\$264.52	360783029	\$264.52	360783030	\$264.52
360783031	\$264.52	360783032	\$264.52	360783033	\$264.52
360783034	\$264.52	360783035	\$264.52	360790001	\$264.52
360790002	\$264.52	360790003	\$264.52	360790004	\$264.52
360790005	\$264.52	360790006	\$264.52	360790007	\$264.52
360790008	\$264.52	360790009	\$264.52	360790010	\$264.52
360790011	\$264.52	360790012	\$264.52	360790013	\$264.52
360790014	\$264.52	360790015	\$264.52	360790016	\$264.52
360790017	\$264.52	360790018	\$264.52	360790019	\$264.52
360790020	\$264.52	360790021	\$264.52	360790022	\$264.52
360790023	\$264.52	360791001	\$264.52	360791002	\$264.52
360791003	\$264.52	360791004	\$264.52	360791005	\$264.52
360791006	\$264.52	360791007	\$264.52	360791008	\$264.52
360791009	\$264.52	360791010	\$264.52	360791011	\$264.52
360791012	\$264.52	360791013	\$264.52	360791014	\$264.52

Assessment Roll

68-3955 - LMD 89-1-C Vol.1 Zone 133

Fiscal Year 2025-26



APN	Levy	APN	Levy	APN	Levy
360791015	\$264.52	360791016	\$264.52	360792001	\$264.52
360792002	\$264.52	360792003	\$264.52	360792004	\$264.52
360792005	\$264.52	360792006	\$264.52	360792007	\$264.52
360792008	\$264.52	360792009	\$264.52	360792010	\$264.52
360792011	\$264.52	360792012	\$264.52	360792013	\$264.52
360792014	\$264.52	360792015	\$264.52	360792016	\$264.52
360792017	\$264.52	360792018	\$264.52	360792019	\$264.52
360792020	\$264.52	360792021	\$264.52	360792022	\$264.52
360792023	\$264.52	360792024	\$264.52	360800001	\$264.52
360800002	\$264.52	360800003	\$264.52	360800004	\$264.52
360800005	\$264.52	360800006	\$264.52	360800007	\$264.52
360800008	\$264.52	360800009	\$264.52	360800010	\$264.52
360800011	\$264.52	360800012	\$264.52	360801001	\$264.52
360801002	\$264.52	360801003	\$264.52	360801004	\$264.52
360802001	\$264.52	360802002	\$264.52	360802003	\$264.52
360802004	\$264.52	360802005	\$264.52	360802006	\$264.52
360802007	\$264.52	360802008	\$264.52	360802009	\$264.52
360802010	\$264.52	360802011	\$264.52	360802012	\$264.52
360802013	\$264.52	360802014	\$264.52	360802015	\$264.52
360802016	\$264.52	360802017	\$264.52	360802018	\$264.52
360802019	\$264.52	360802020	\$264.52	360803001	\$264.52
360803002	\$264.52	360803003	\$264.52	360803004	\$264.52
360803005	\$264.52	360803006	\$264.52	360803007	\$264.52
360803008	\$264.52	360803009	\$264.52	360803010	\$264.52
360803011	\$264.52	360803012	\$264.52	360803013	\$264.52
360803014	\$264.52	360803015	\$264.52	360803016	\$264.52
360803017	\$264.52	360803018	\$264.52	360803019	\$264.52
360803020	\$264.52	360803021	\$264.52	360803022	\$264.52
360803023	\$264.52	360803024	\$264.52	360803025	\$264.52
360803026	\$264.52	360803027	\$264.52	360803028	\$264.52
360803029	\$264.52	360803030	\$264.52	360803031	\$264.52
360803032	\$264.52	360803033	\$264.52		
360803034	\$264.52	360803035	\$264.52		
Totals		Parcels 511		Levy \$135,169.72	

Assessment Roll

68-3956 - LMD 89-1-C Vol.1 Zone 163

Fiscal Year 2025-26



APN	Levy	APN	Levy	APN	Levy
338170026	\$1,003.06				
Totals		Parcels 1		Levy	\$1,003.06

Assessment Roll

68-3957 - LMD 89-1-C Vol.1 Zone 167

Fiscal Year 2025-26



APN	Levy	APN	Levy	APN	Levy
340620001	\$3,217.16	340620002	\$6,950.66	340620003	\$913.50
340620005	\$1,489.42	340620012	\$2,462.52	340620013	\$1,489.42
340620015	\$1,668.16	340620017	\$1,747.58	340620018	\$1,688.00
340620019	\$2,958.98	340620023	\$3,038.42		
340620025	\$1,549.00	340620026	\$2,601.52		
Totals		Parcels 13		Levy	\$31,774.34

Assessment Roll

68-3958 - LMD 89-1-C Vol.1 Zone 176

Fiscal Year 2025-26



APN	Levy	APN	Levy	APN	Levy
384180038	\$1,222.04	384180039	\$1,052.52	384180040	\$2,090.92
384180041	\$671.06	384180042	\$1,596.44		
Totals		Parcels	5	Levy	\$6,632.98

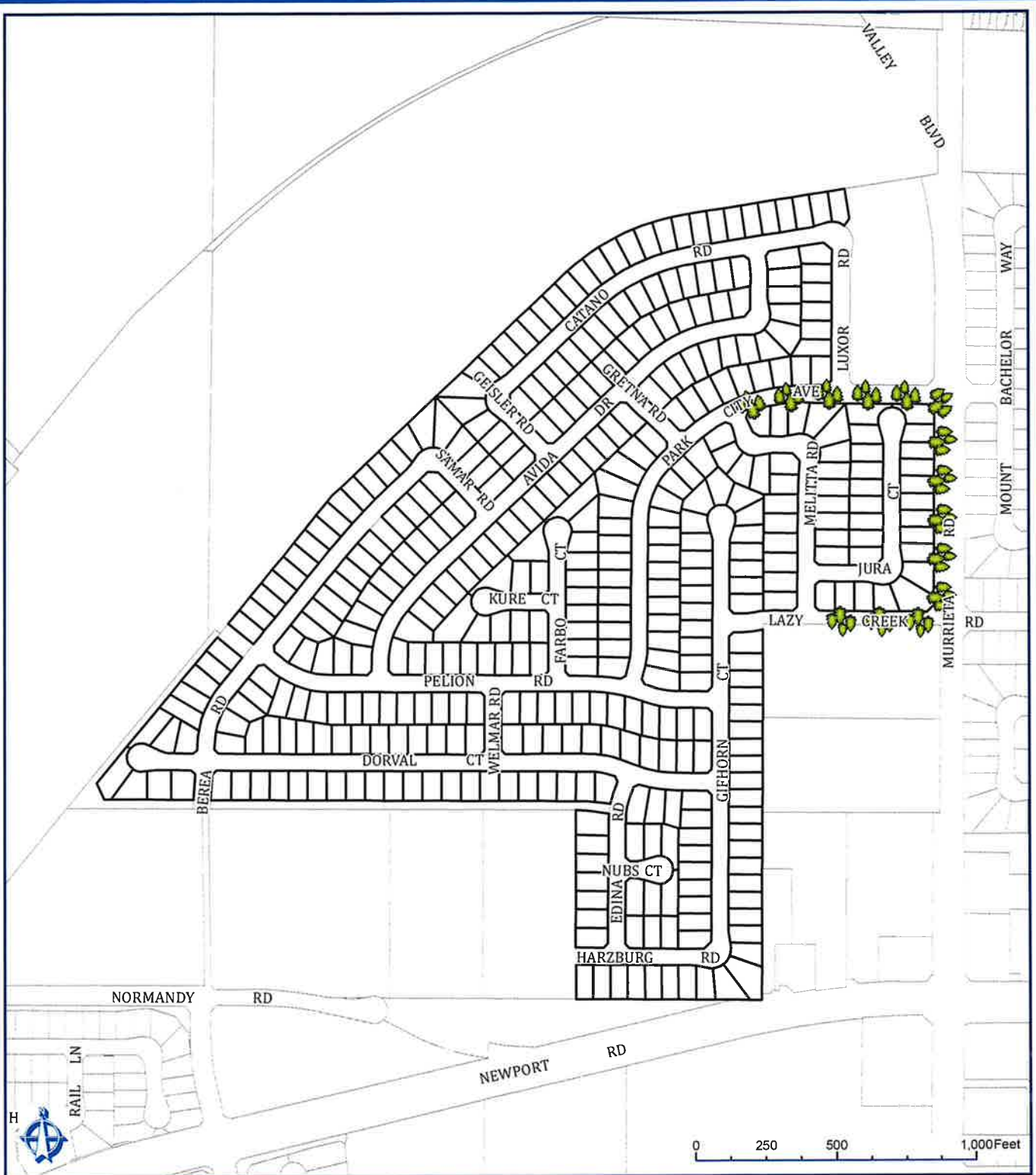
Appendix B:

Assessment Diagrams



CITY OF MENIFEE ASSESSMENT DIAGRAM

LANDSCAPE AND LIGHTING DISTRICT NO. 89-1 CONSOLIDATED
ZONE 3, LOCATION 1



CITY OF MENIFEE ASSESSMENT DIAGRAM

LANDSCAPE AND LIGHTING DISTRICT NO. 89-1 CONSOLIDATED
ZONE 3, LOCATION 3



CITY OF MENIFEE ASSESSMENT DIAGRAM

LANDSCAPE AND LIGHTING DISTRICT NO. 89-1 CONSOLIDATED
ZONE 3, LOCATION 4



CITY OF MENIFEE ASSESSMENT DIAGRAM

**LANDSCAPE AND LIGHTING DISTRICT NO. 89-1 CONSOLIDATED
ZONE 3, LOCATION 5**



CITY OF MENIFEE ASSESSMENT DIAGRAM

LANDSCAPE AND LIGHTING DISTRICT NO. 89-1 CONSOLIDATED
ZONE 3, LOCATION 6



CITY OF MENIFEE ASSESSMENT DIAGRAM

LANDSCAPE AND LIGHTING DISTRICT NO. 89-1 CONSOLIDATED
ZONE 3, LOCATION 8



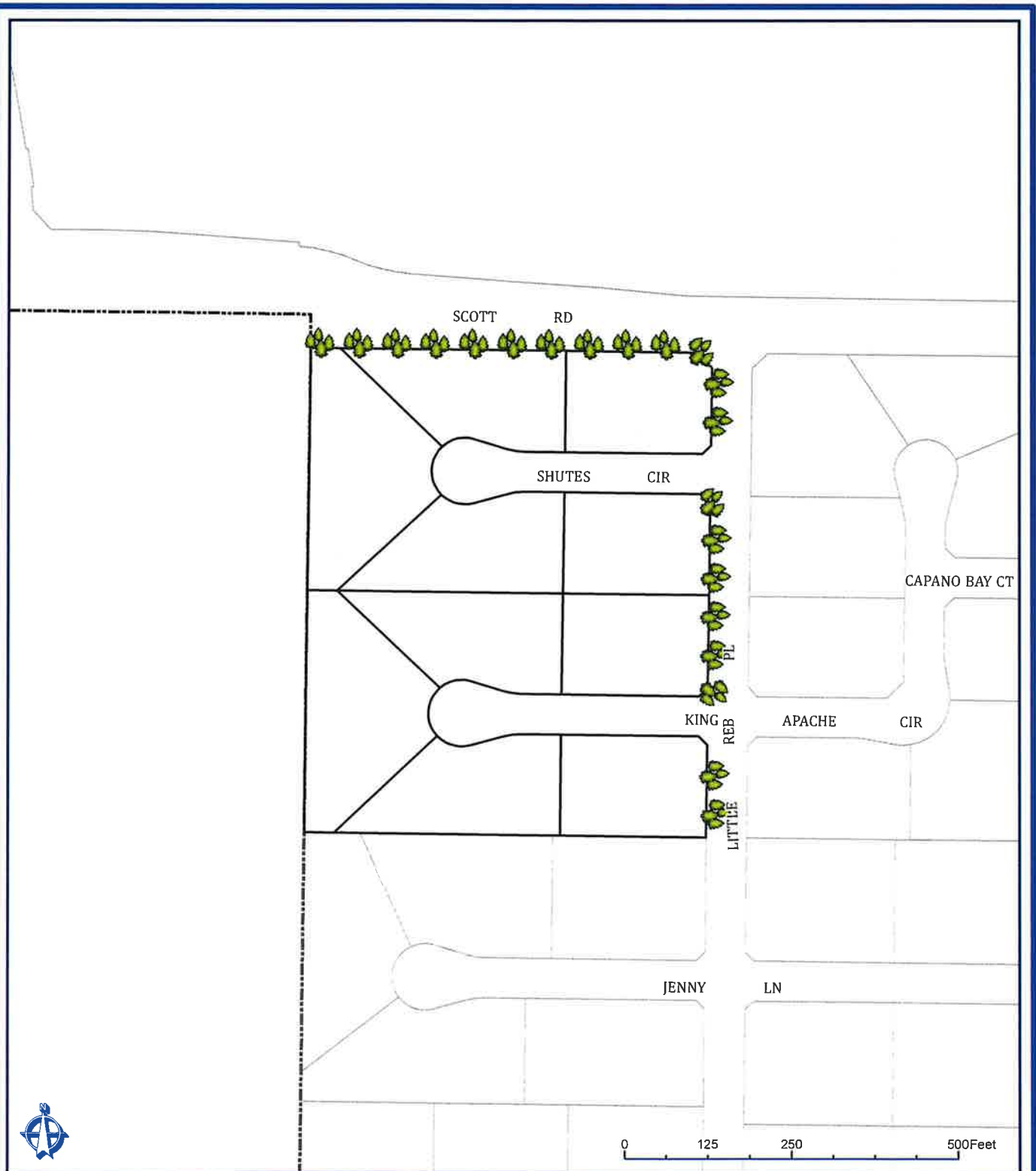
CITY OF MENIFEE ASSESSMENT DIAGRAM

LANDSCAPE AND LIGHTING DISTRICT NO. 89-1 CONSOLIDATED
ZONE 3, LOCATION 10



CITY OF MENIFEE ASSESSMENT DIAGRAM

**LANDSCAPE AND LIGHTING DISTRICT NO. 89-1 CONSOLIDATED
ZONE 3, LOCATION 11**



CITY OF MENIFEE ASSESSMENT DIAGRAM

LANDSCAPE AND LIGHTING DISTRICT NO. 89-1 CONSOLIDATED
ZONE 3, LOCATION 12



CITY OF MENIFEE ASSESSMENT DIAGRAM

LANDSCAPE AND LIGHTING DISTRICT NO. 89-1 CONSOLIDATED
ZONE 3, LOCATION 13



CITY OF MENIFEE ASSESSMENT DIAGRAM

LANDSCAPE AND LIGHTING DISTRICT NO. 89-1 CONSOLIDATED
ZONE 3, LOCATION 14



CITY OF MENIFEE ASSESSMENT DIAGRAM

LANDSCAPE AND LIGHTING DISTRICT NO. 89-1 CONSOLIDATED
ZONE 3, LOCATION 15



CITY OF MENIFEE ASSESSMENT DIAGRAM

**LANDSCAPE AND LIGHTING DISTRICT NO. 89-1 CONSOLIDATED
ZONE 3, LOCATION 16**



CITY OF MENIFEE ASSESSMENT DIAGRAM

LANDSCAPE AND LIGHTING DISTRICT NO. 89-1 CONSOLIDATED
ZONE 3, LOCATION 17



CITY OF MENIFEE ASSESSMENT DIAGRAM

LANDSCAPE AND LIGHTING DISTRICT NO. 89-1 CONSOLIDATED
ZONE 3, LOCATION 18



CITY OF MENIFEE ASSESSMENT DIAGRAM

LANDSCAPE AND LIGHTING DISTRICT NO. 89-1 CONSOLIDATED
ZONE 3, LOCATION 19



CITY OF MENIFEE ASSESSMENT DIAGRAM

**LANDSCAPE AND LIGHTING DISTRICT NO. 89-1 CONSOLIDATED
ZONE 3, LOCATION 21**



 Landscaping





CITY OF MENIFEE ASSESSMENT DIAGRAM

LANDSCAPE AND LIGHTING DISTRICT NO. 89-1 CONSOLIDATED
ZONE 3, LOCATION 22



CITY OF MENIFEE ASSESSMENT DIAGRAM

LANDSCAPE AND LIGHTING DISTRICT NO. 89-1 CONSOLIDATED
ZONE 3, LOCATION 26



CITY OF MENIFEE ASSESSMENT DIAGRAM

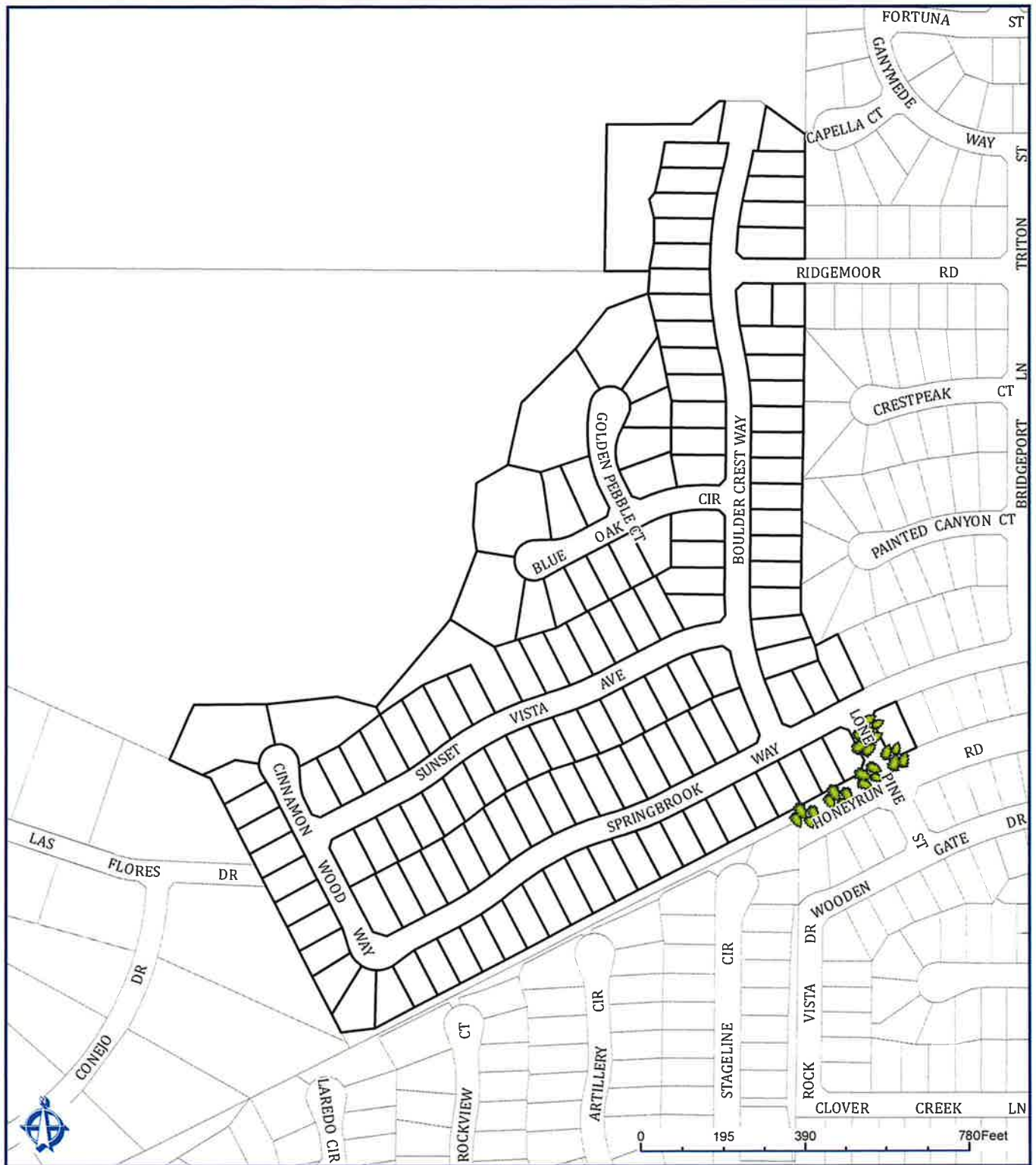
LANDSCAPE AND LIGHTING DISTRICT NO. 89-1 CONSOLIDATED
ZONE 3, LOCATION 27



CITY OF MENIFEE ASSESSMENT DIAGRAM

LANDSCAPE AND LIGHTING DISTRICT NO. 89-1 CONSOLIDATED
ZONE 3, LOCATION 28





CITY OF MENIFEE ASSESSMENT DIAGRAM

**LANDSCAPE AND LIGHTING DISTRICT NO. 89-1 CONSOLIDATED
ZONE 3, LOCATION 30**



CITY OF MENIFEE ASSESSMENT DIAGRAM

LANDSCAPE AND LIGHTING DISTRICT NO. 89-1 CONSOLIDATED
ZONE 3, LOCATION 32



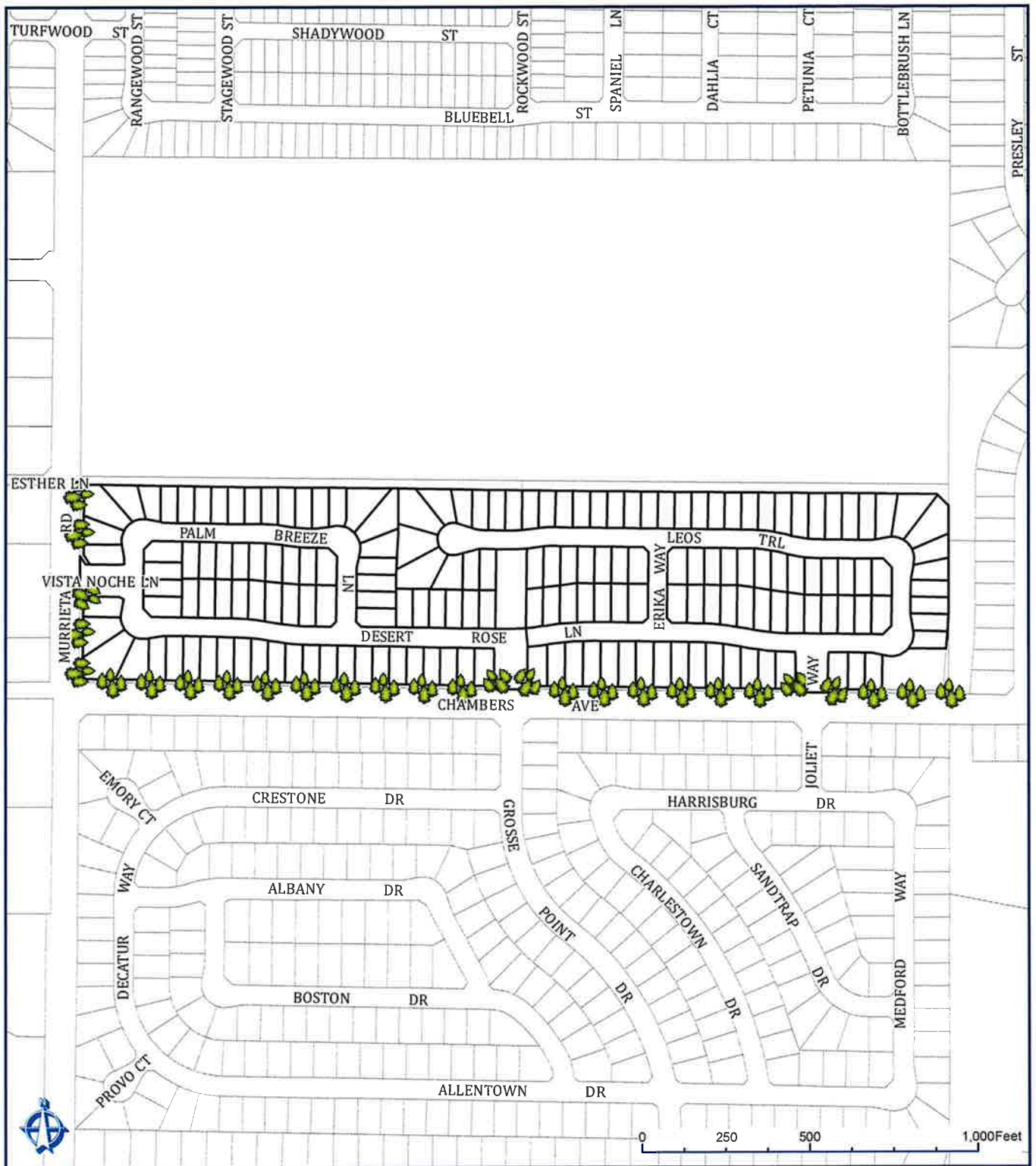
CITY OF MENIFEE ASSESSMENT DIAGRAM

LANDSCAPE AND LIGHTING DISTRICT NO. 89-1 CONSOLIDATED
ZONE 3, LOCATION 36



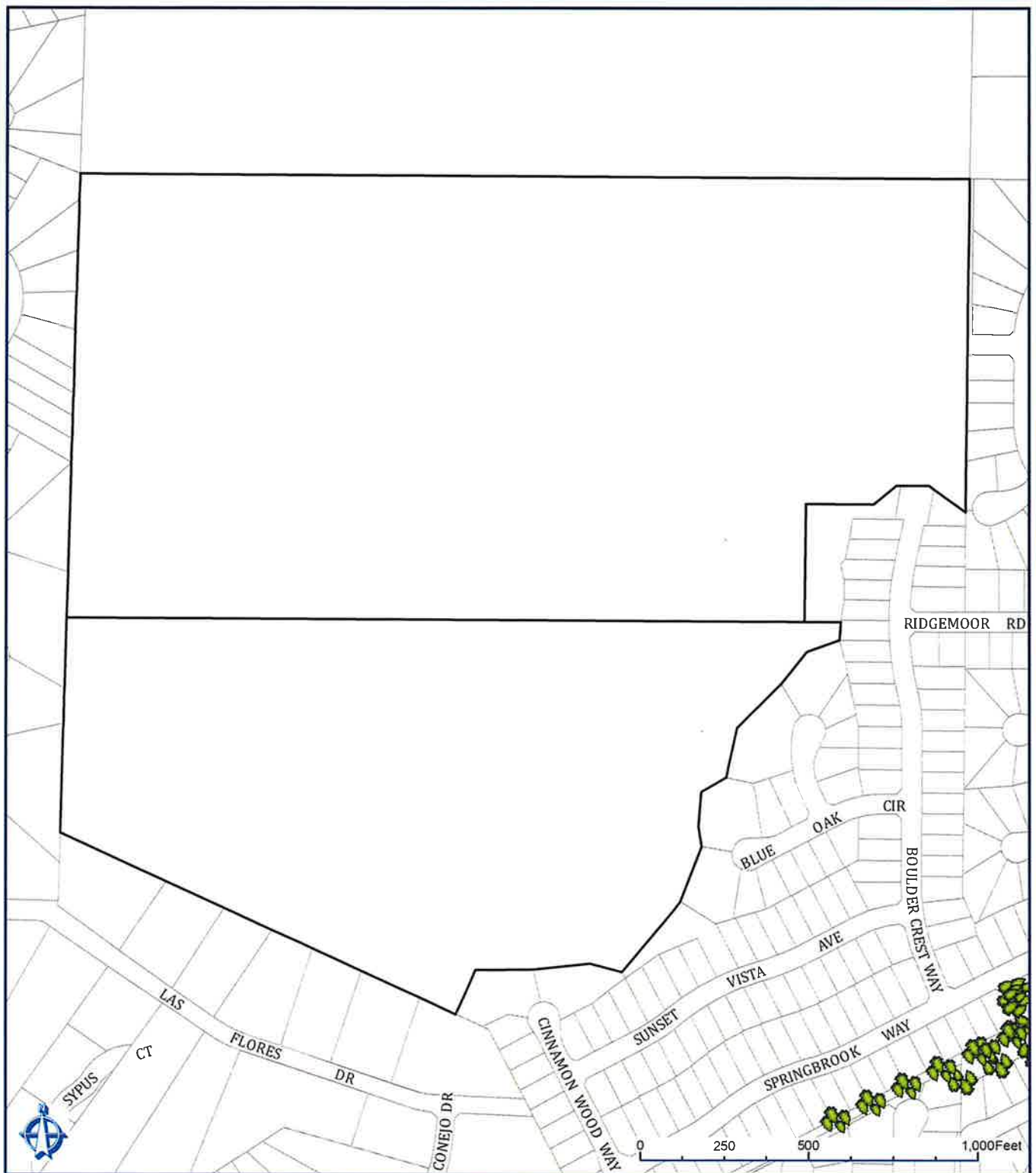
CITY OF MENIFEE ASSESSMENT DIAGRAM

LANDSCAPE AND LIGHTING DISTRICT NO. 89-1 CONSOLIDATED
ZONE 3, LOCATION 39



CITY OF MENIFEE ASSESSMENT DIAGRAM

LANDSCAPE AND LIGHTING DISTRICT NO. 89-1 CONSOLIDATED
ZONE 3, LOCATION 41



CITY OF MENIFEE ASSESSMENT DIAGRAM

LANDSCAPE AND LIGHTING DISTRICT NO. 89-1 CONSOLIDATED
ZONE 3, LOCATION 50



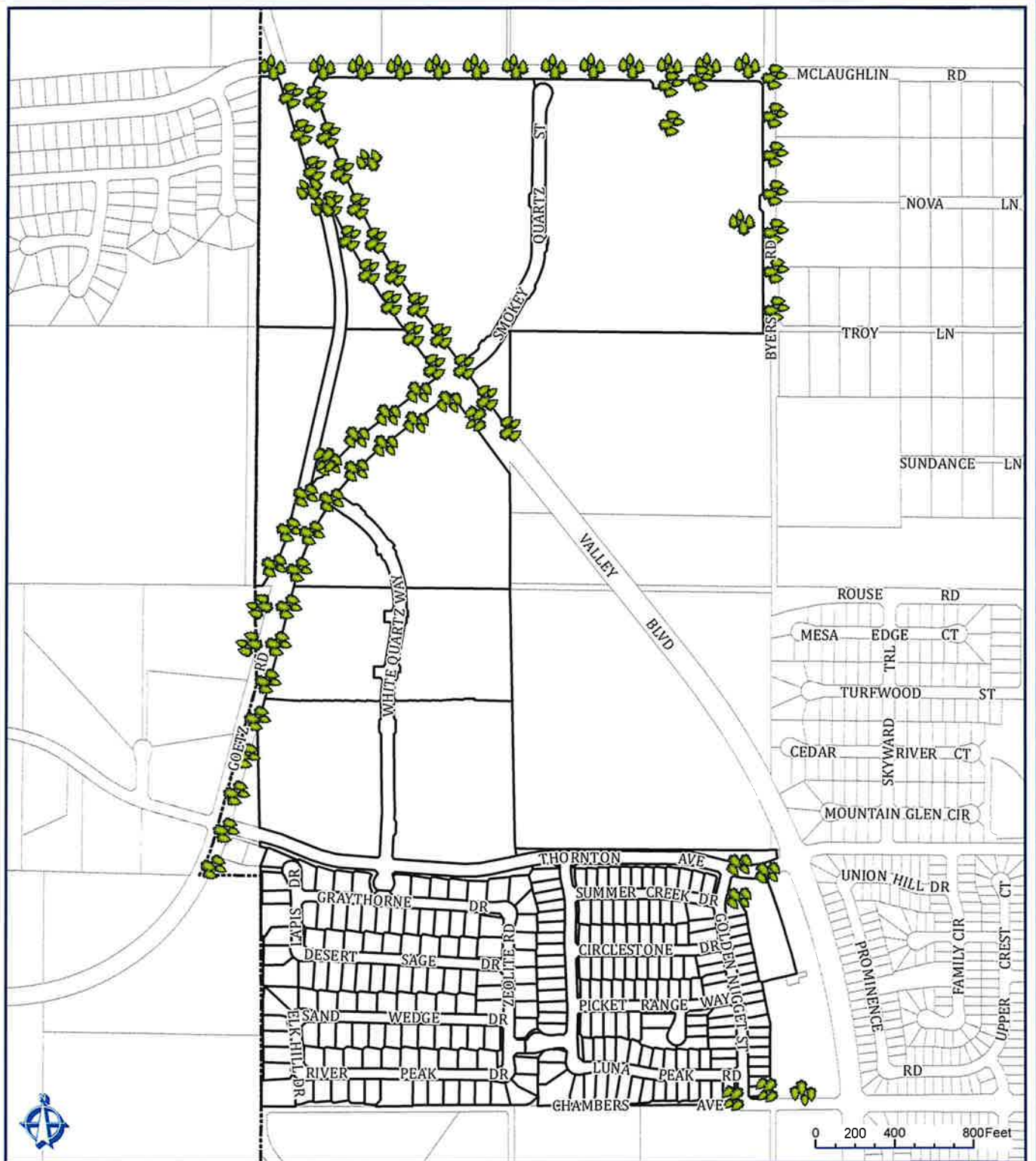
CITY OF MENIFEE ASSESSMENT DIAGRAM

LANDSCAPE AND LIGHTING DISTRICT NO. 89-1 CONSOLIDATED
ZONE 3, LOCATION 51



CITY OF MENIFEE ASSESSMENT DIAGRAM

LANDSCAPE AND LIGHTING DISTRICT NO. 89-1 CONSOLIDATED
ZONE 3, LOCATION 52



CITY OF MENIFEE ASSESSMENT DIAGRAM

LANDSCAPE AND LIGHTING DISTRICT NO. 89-1 CONSOLIDATED
ZONE 25



CITY OF MENIFEE ASSESSMENT DIAGRAM

LANDSCAPE AND LIGHTING DISTRICT NO. 89-1 CONSOLIDATED
ZONE 27



Landscaped Median



Fossil Filter





CITY OF MENIFEE ASSESSMENT DIAGRAM

**LANDSCAPE AND LIGHTING DISTRICT NO. 89-1 CONSOLIDATED
ZONE 37, LOCATION 1**

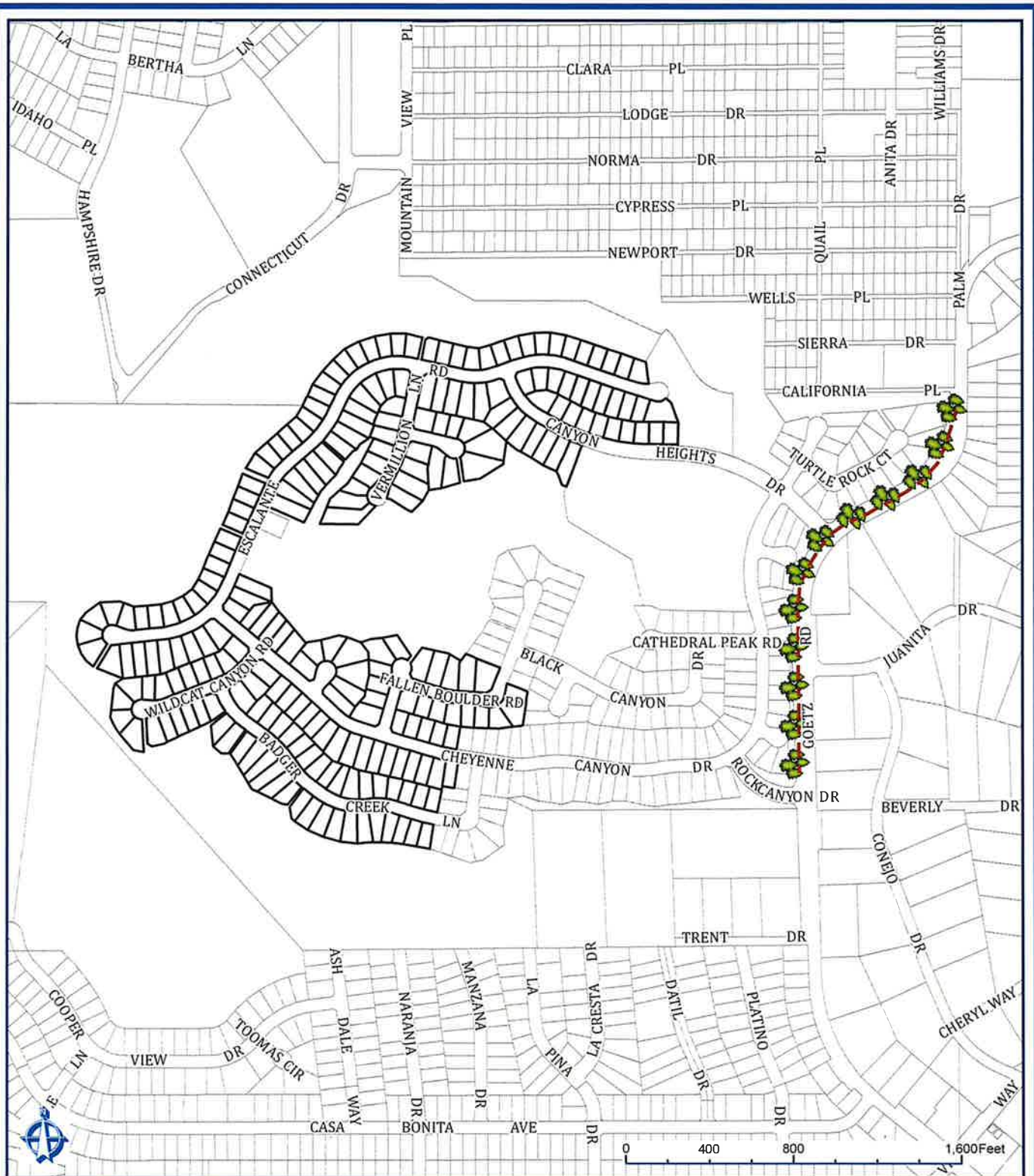


Landscaping



Multi-Purpose Trail





CITY OF MENIFEE ASSESSMENT DIAGRAM

LANDSCAPE AND LIGHTING DISTRICT NO. 89-1 CONSOLIDATED
ZONE 37, LOCATION 2



Landscaping



Multi-Purpose Trail





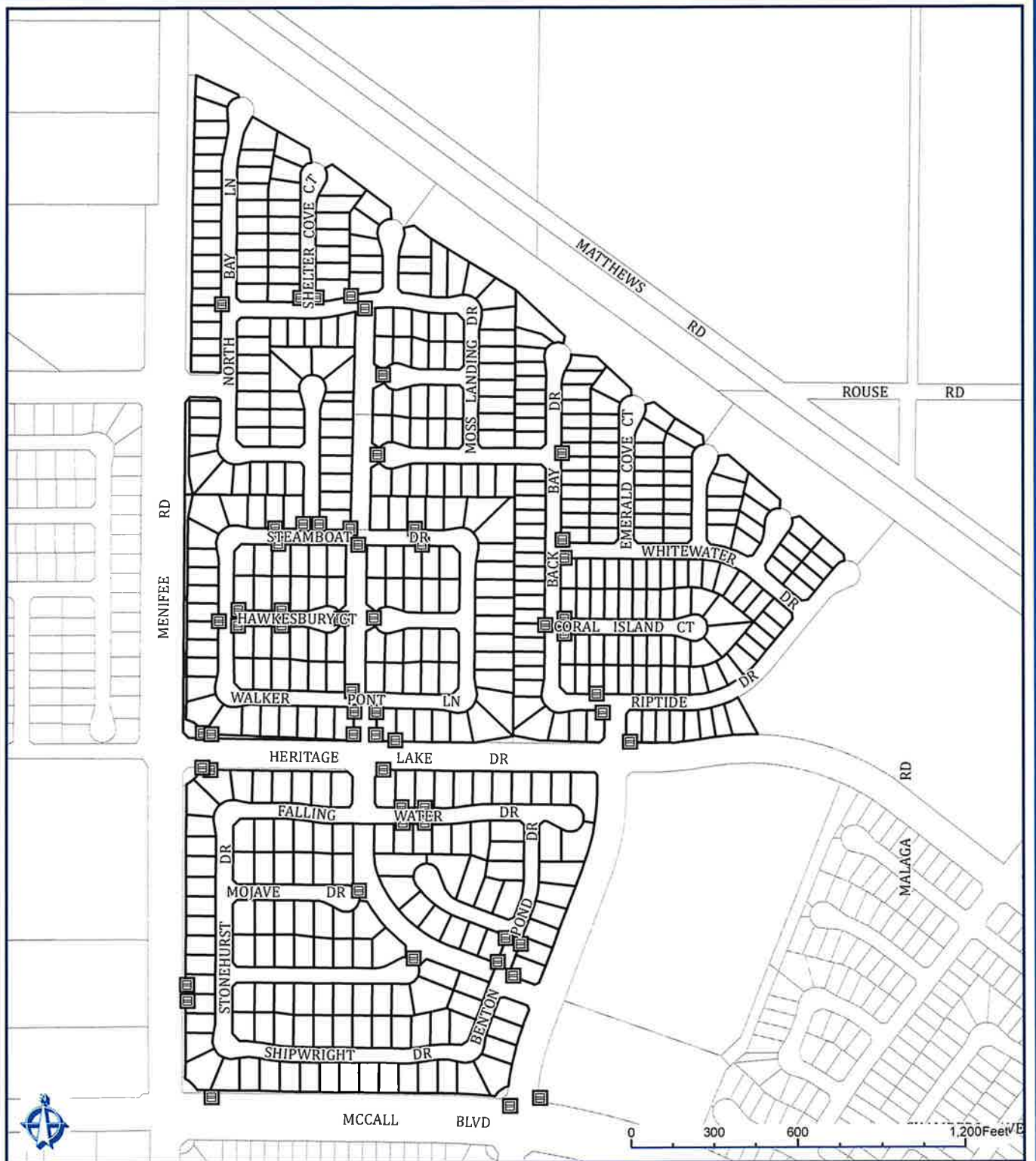
CITY OF MENIFEE ASSESSMENT DIAGRAM

LANDSCAPE AND LIGHTING DISTRICT NO. 89-1 CONSOLIDATED
ZONE 38



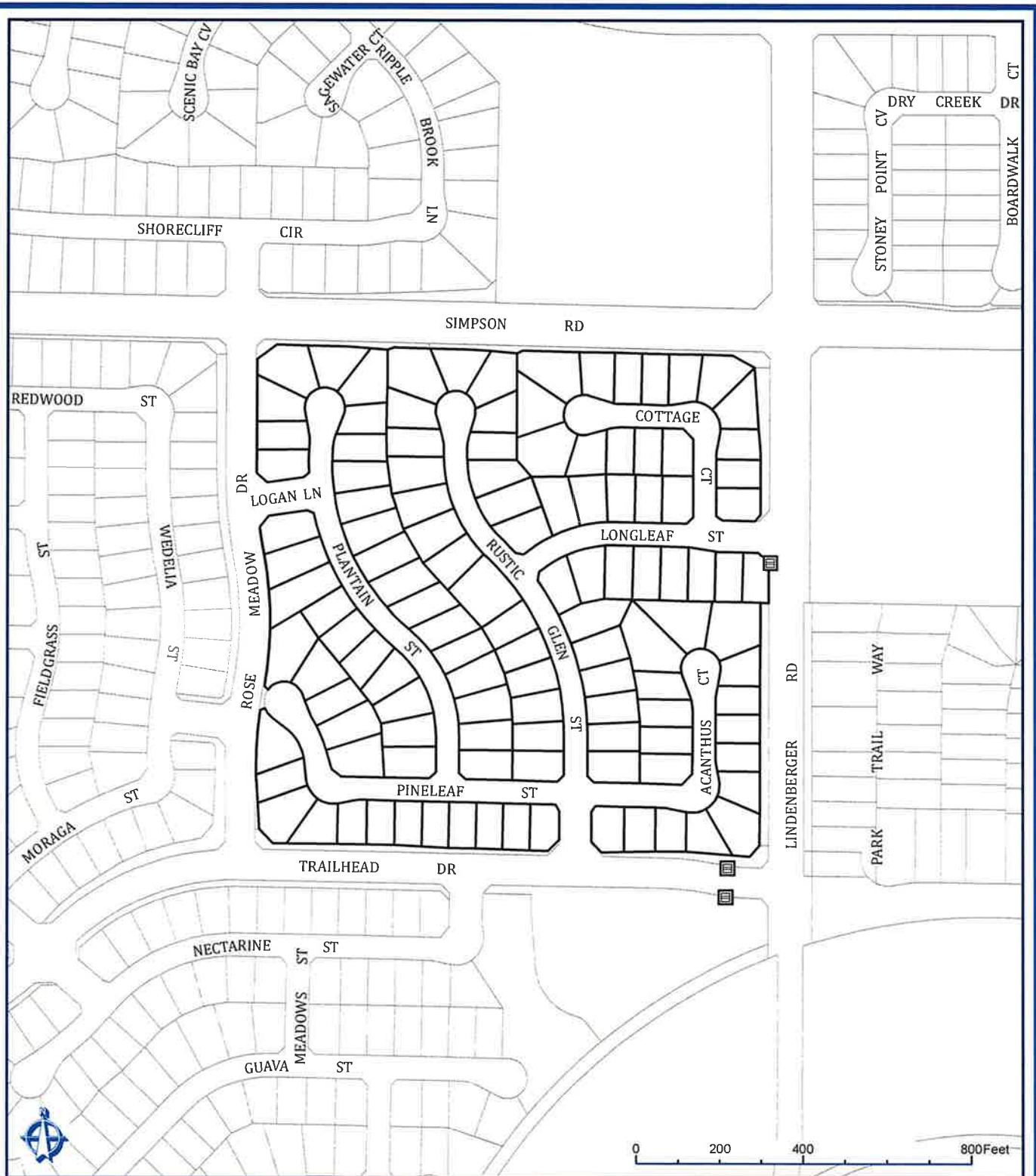
CITY OF MENIFEE ASSESSMENT DIAGRAM

LANDSCAPE AND LIGHTING DISTRICT NO. 89-1 CONSOLIDATED
ZONE 44, LOCATION 1



CITY OF MENIFEE ASSESSMENT DIAGRAM

LANDSCAPE AND LIGHTING DISTRICT NO. 89-1 CONSOLIDATED
ZONE 44, LOCATION 2A



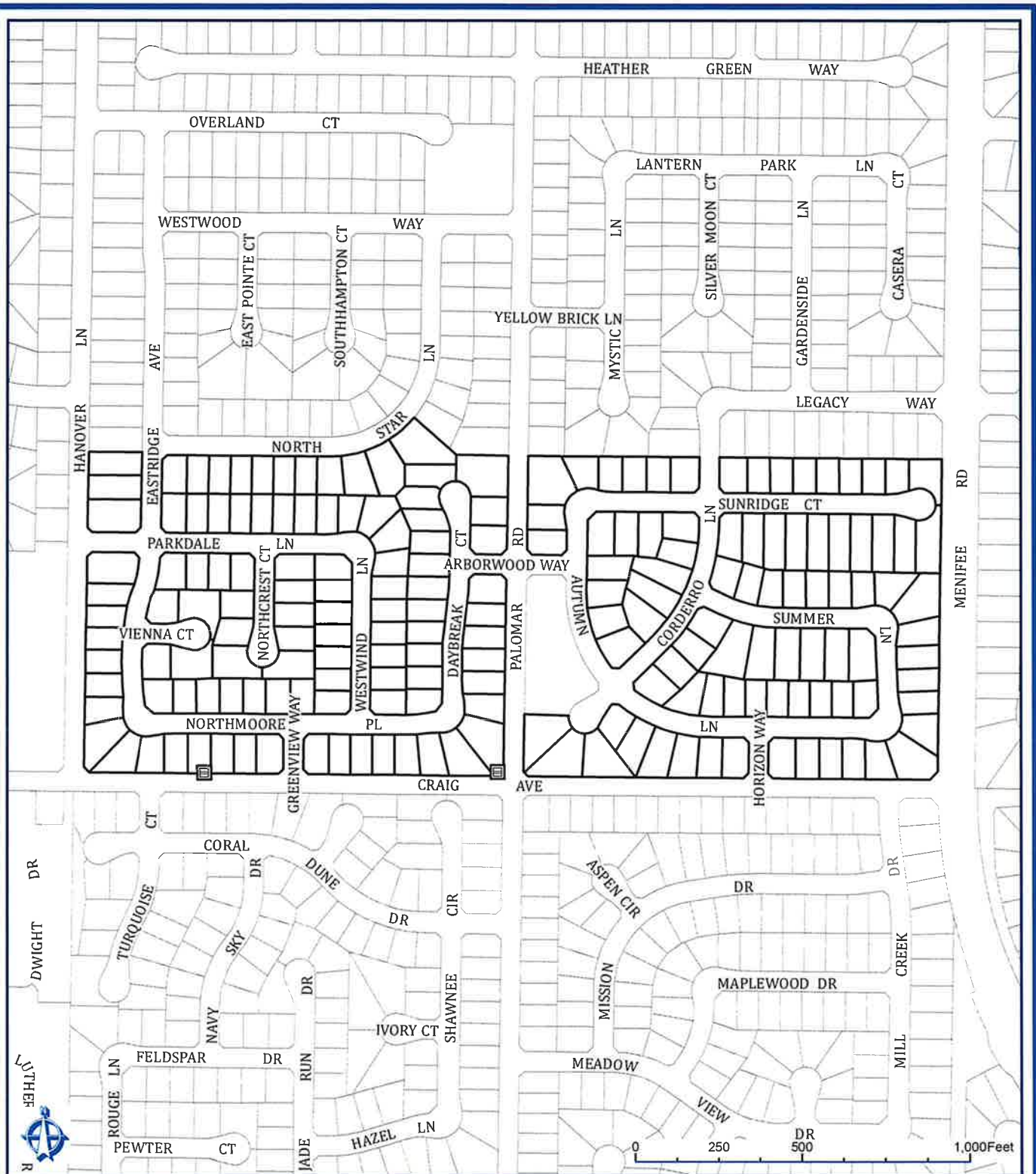
CITY OF MENIFEE ASSESSMENT DIAGRAM

LANDSCAPE AND LIGHTING DISTRICT NO. 89-1 CONSOLIDATED
ZONE 44, LOCATION 3B



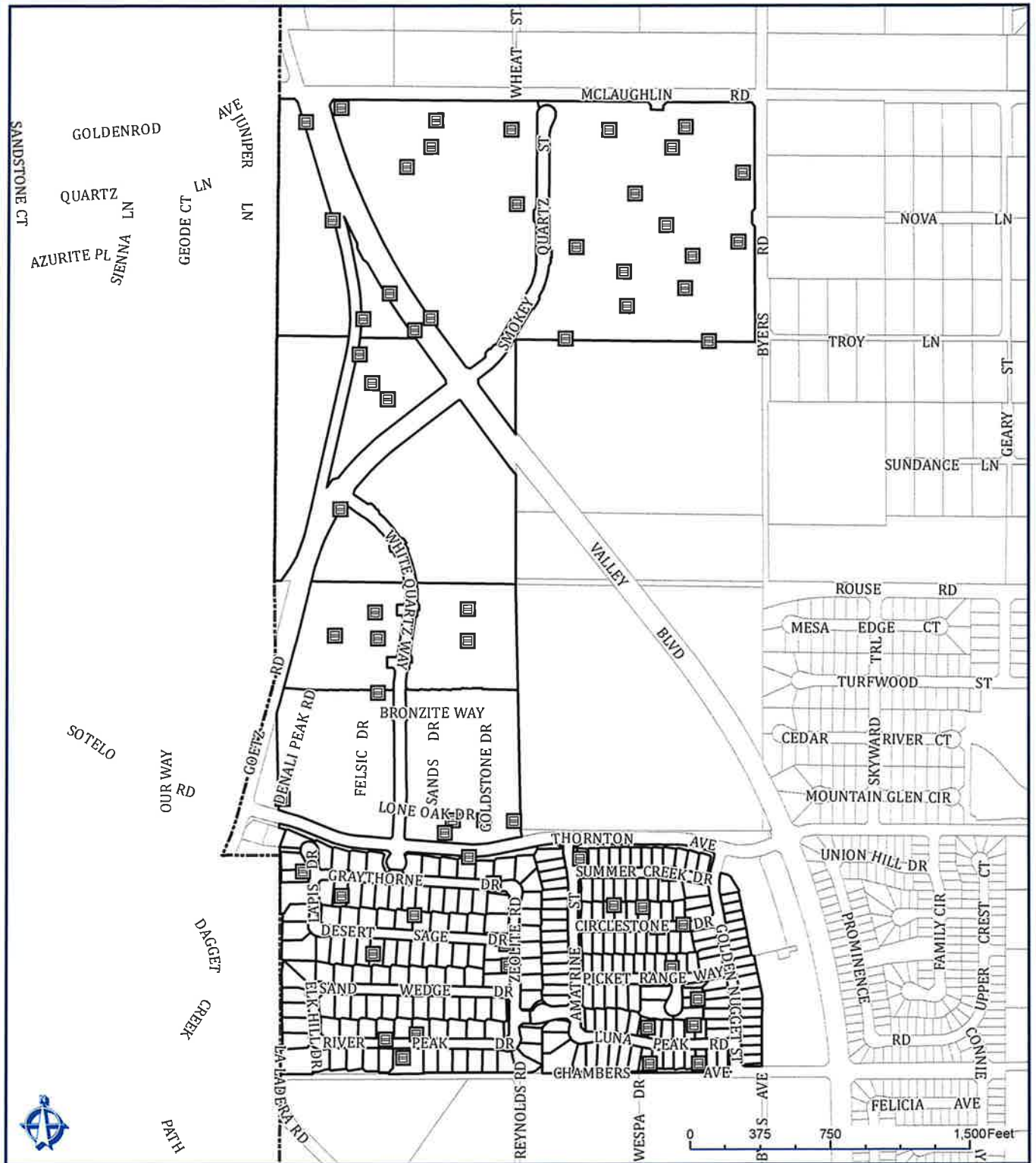
CITY OF MENIFEE ASSESSMENT DIAGRAM

LANDSCAPE AND LIGHTING DISTRICT NO. 89-1 CONSOLIDATED
ZONE 47



CITY OF MENIFEE ASSESSMENT DIAGRAM

LANDSCAPE AND LIGHTING DISTRICT NO. 89-1 CONSOLIDATED
ZONE 49



CITY OF MENIFEE ASSESSMENT DIAGRAM

LANDSCAPE AND LIGHTING DISTRICT NO. 89-1 CONSOLIDATED
ZONE 60



■ Fossil Filter





CITY OF MENIFEE ASSESSMENT DIAGRAM

LANDSCAPE AND LIGHTING DISTRICT NO. 89-1 CONSOLIDATED
ZONE 63



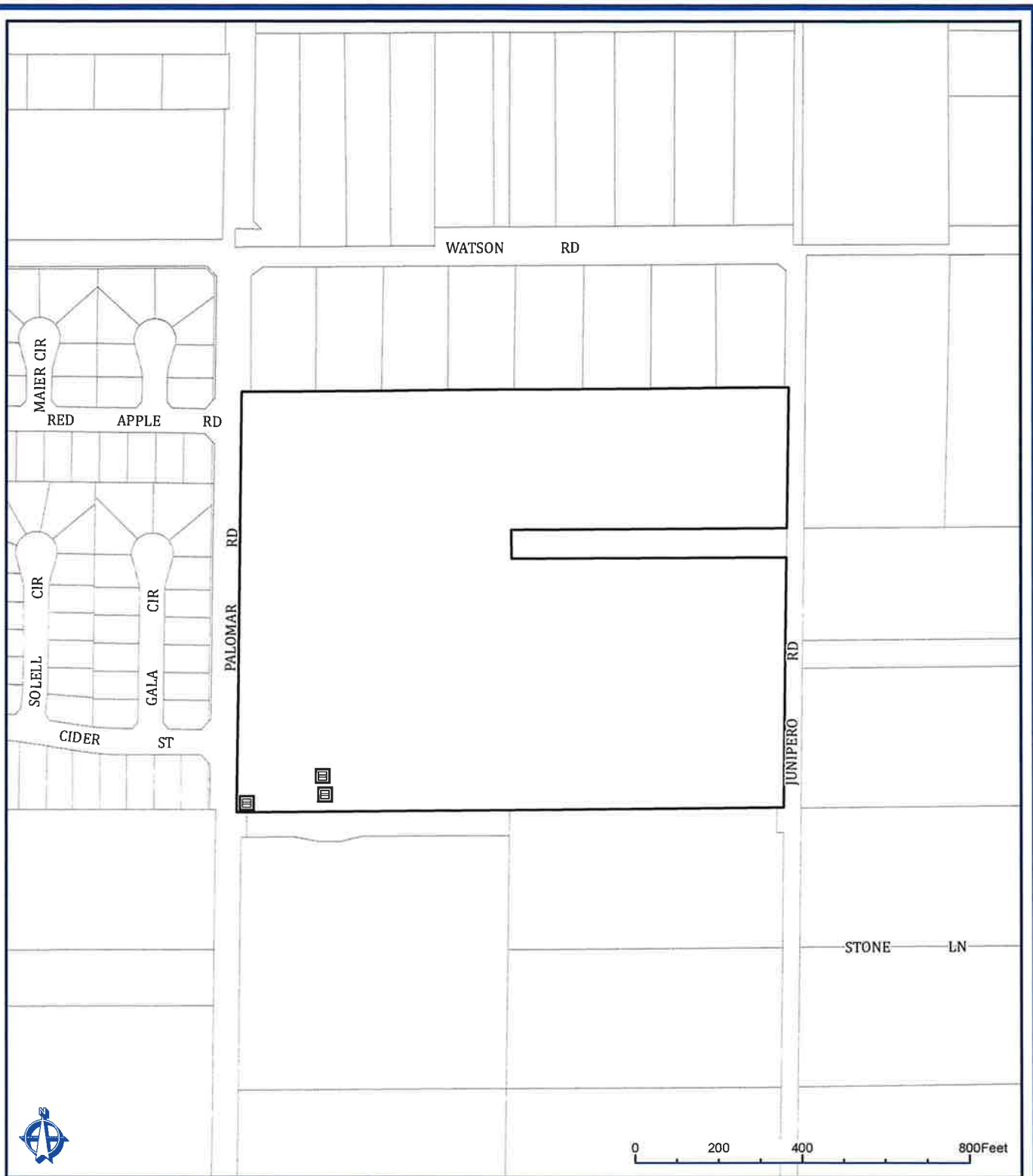
CITY OF MENIFEE ASSESSMENT DIAGRAM

LANDSCAPE AND LIGHTING DISTRICT NO. 89-1 CONSOLIDATED
ZONE 69



-  Fossil Filter
 -  Landscaping
 -  Trail
-  Future Landscaping





CITY OF MENIFEE
ASSESSMENT DIAGRAM

LANDSCAPE AND LIGHTING DISTRICT NO. 89-1 CONSOLIDATED
ZONE 76



 Fossil Filter





CITY OF MENIFEE ASSESSMENT DIAGRAM

LANDSCAPE AND LIGHTING DISTRICT NO. 89-1 CONSOLIDATED

ZONE 77



 Fossil Filter

 Landscaping

  Landscaped Median





CITY OF MENIFEE ASSESSMENT DIAGRAM

LANDSCAPE AND LIGHTING DISTRICT NO. 89-1 CONSOLIDATED

ZONE 81



Signal



Fossil Filter

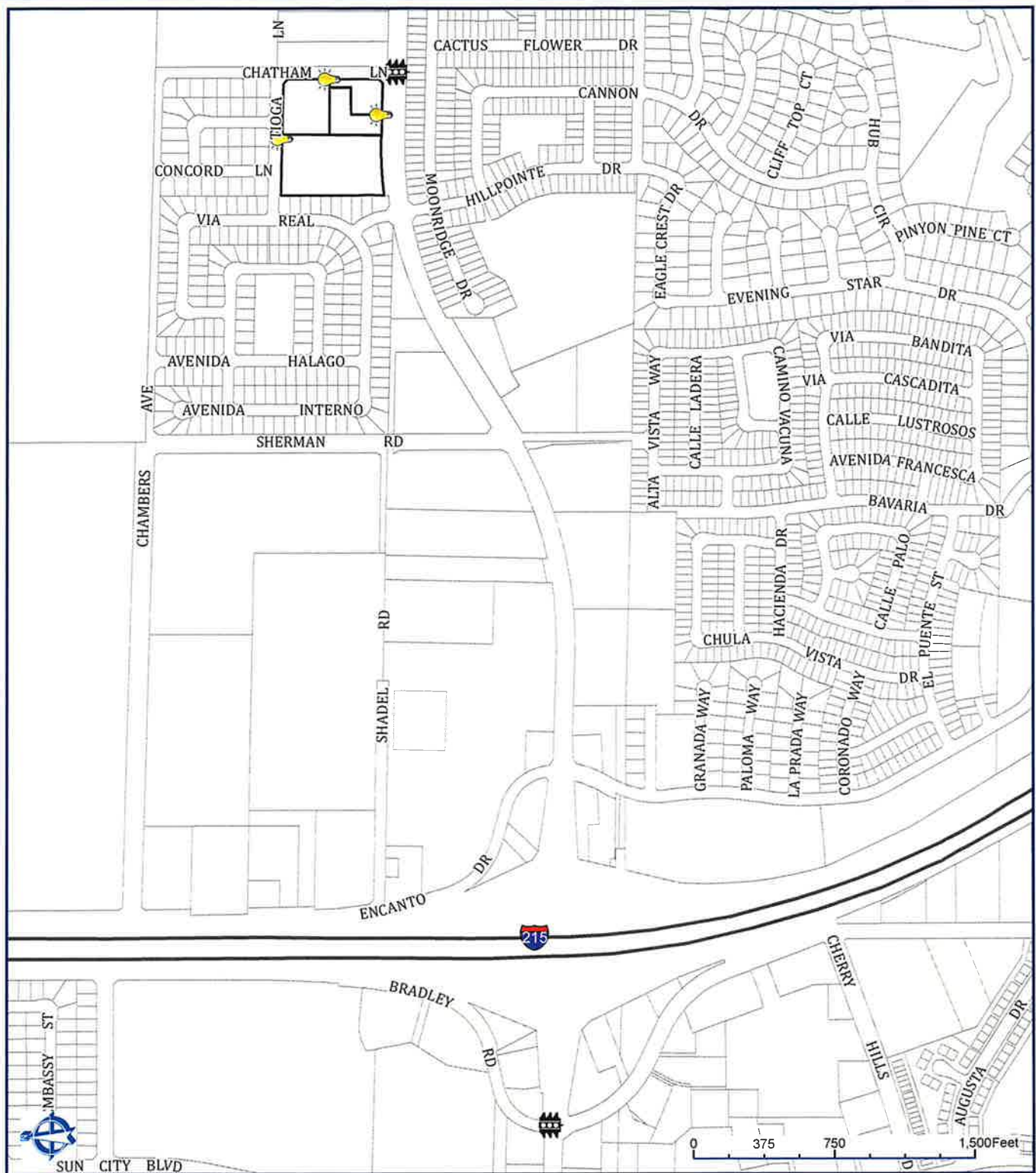
Fenced Trail



Landscaping

www Graffiti





CITY OF MENIFEE ASSESSMENT DIAGRAM

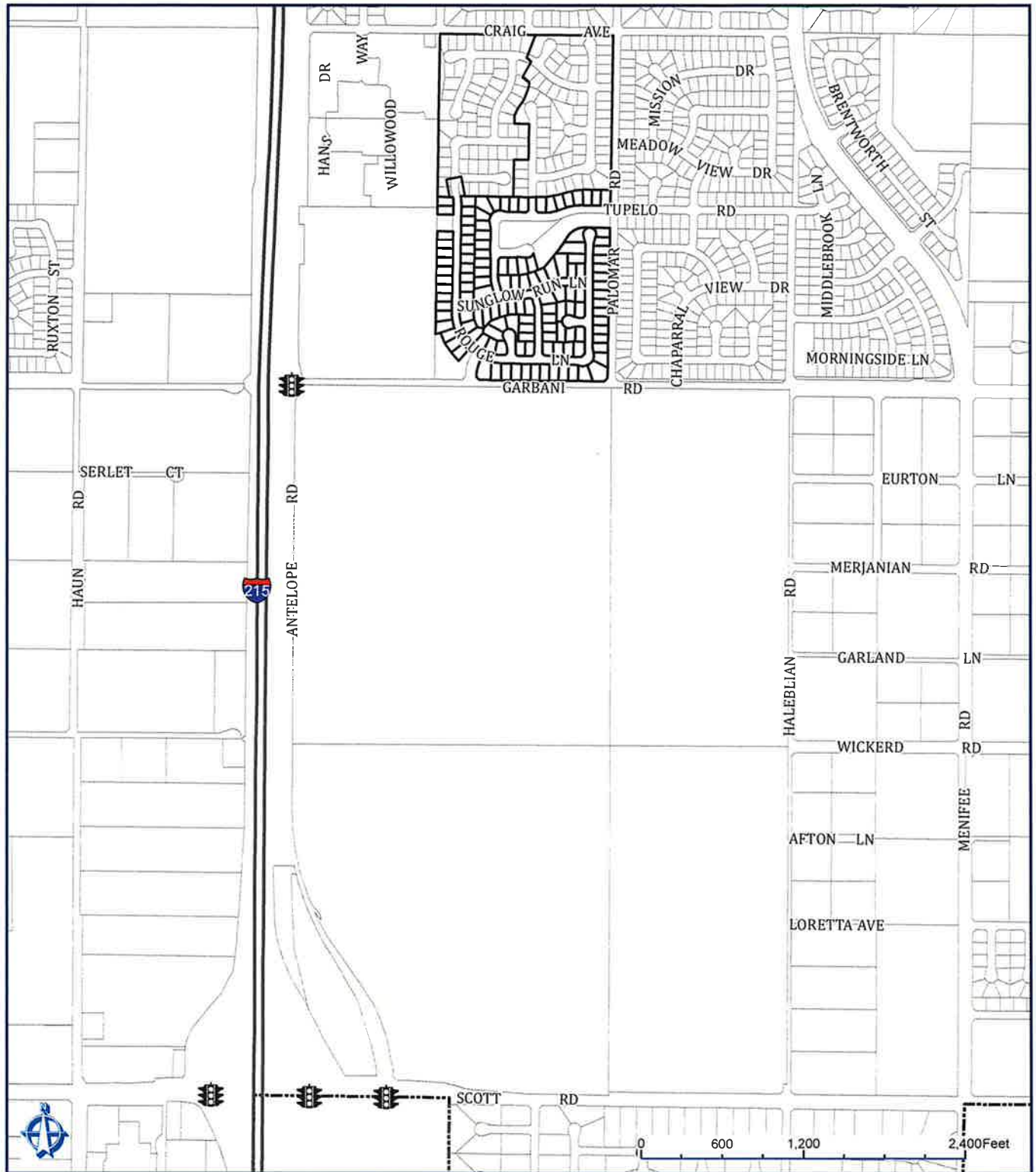
LANDSCAPE AND LIGHTING DISTRICT NO. 89-1 CONSOLIDATED
ZONE 113



Signal

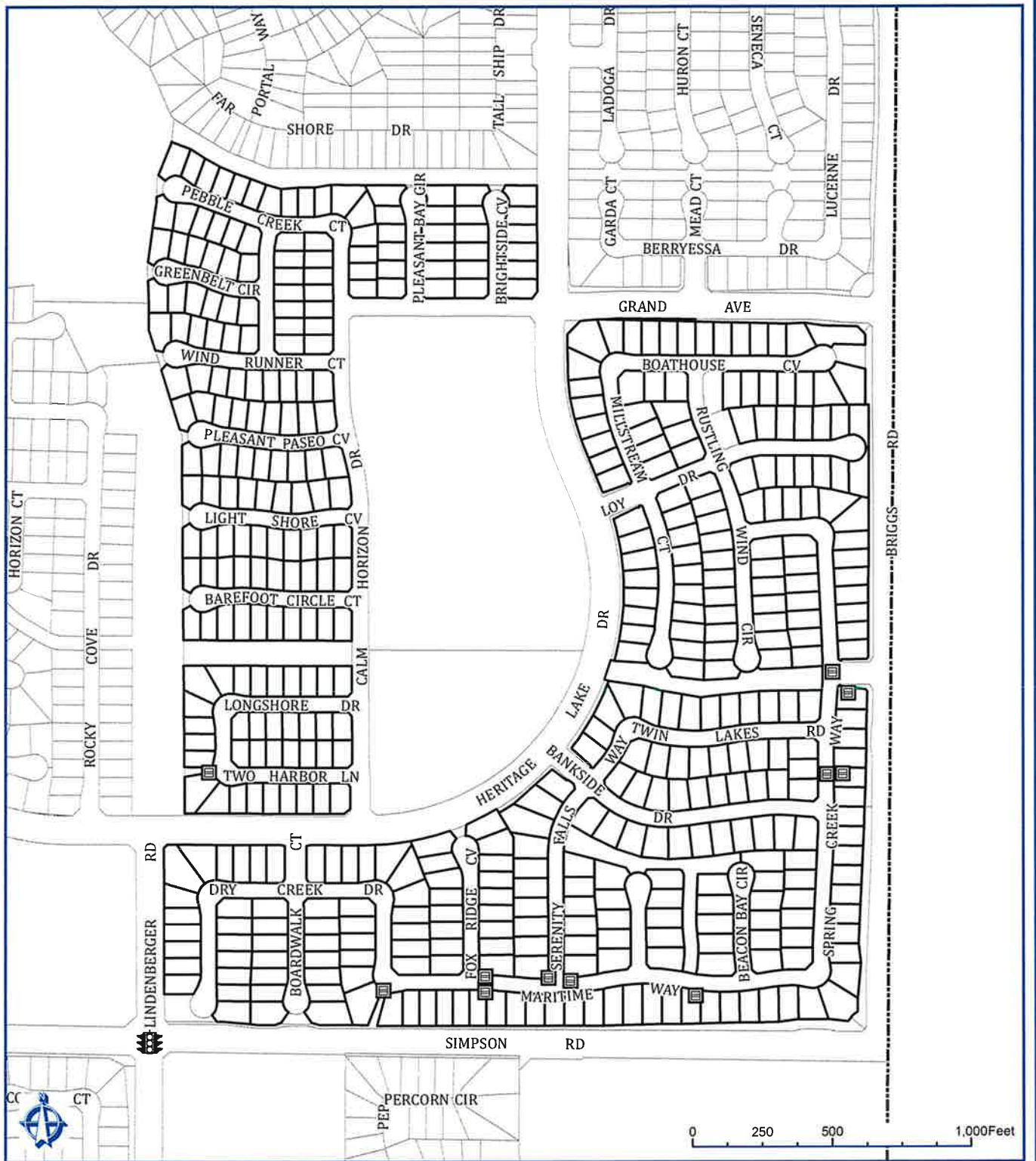


Street Light



CITY OF MENIFEE ASSESSMENT DIAGRAM

LANDSCAPE AND LIGHTING DISTRICT NO. 89-1 CONSOLIDATED
ZONE 114



CITY OF MENIFEE ASSESSMENT DIAGRAM

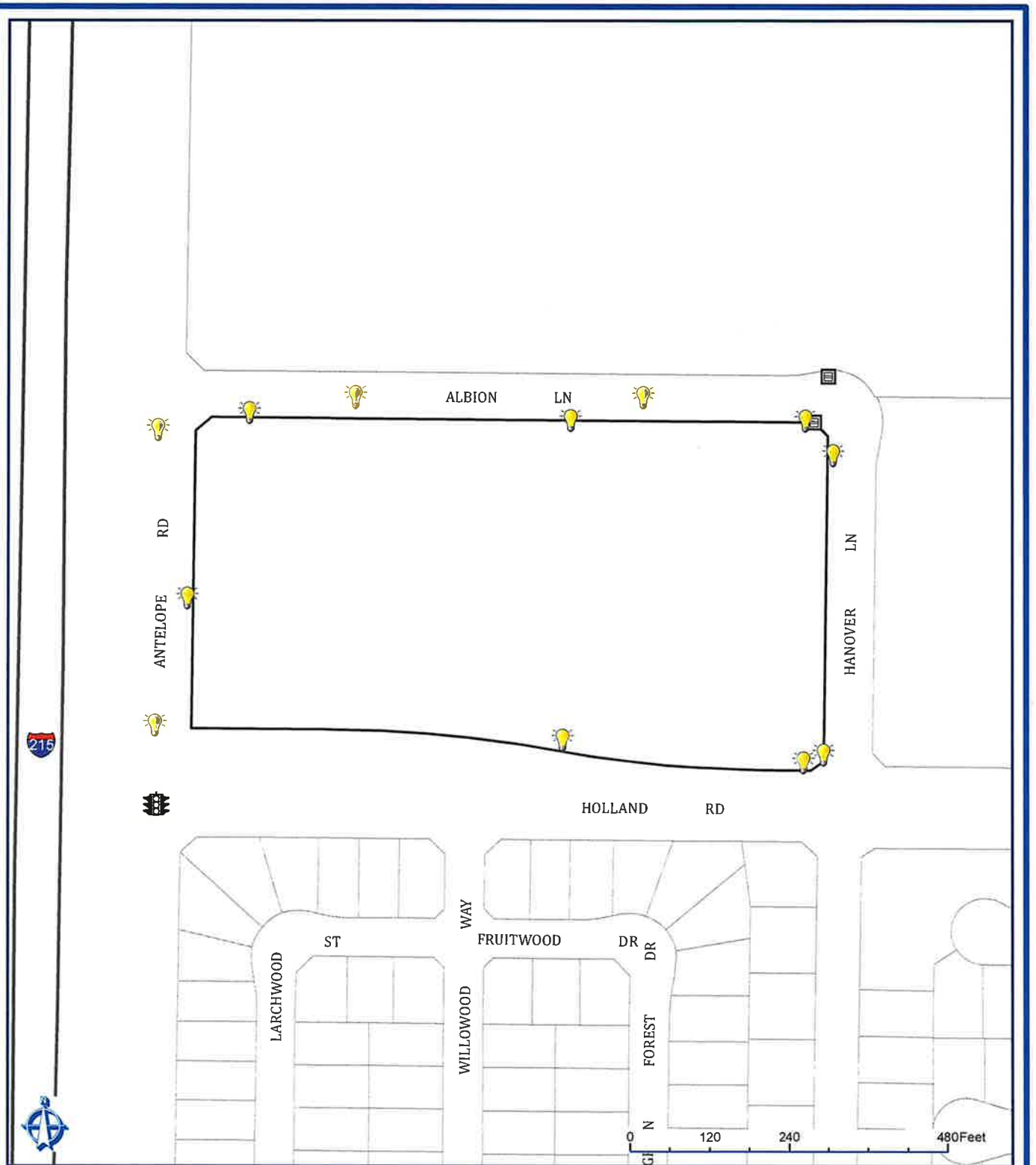
LANDSCAPE AND LIGHTING DISTRICT NO. 89-1 CONSOLIDATED
ZONE 117



Signal



Fossil Filter



CITY OF MENIFEE ASSESSMENT DIAGRAM

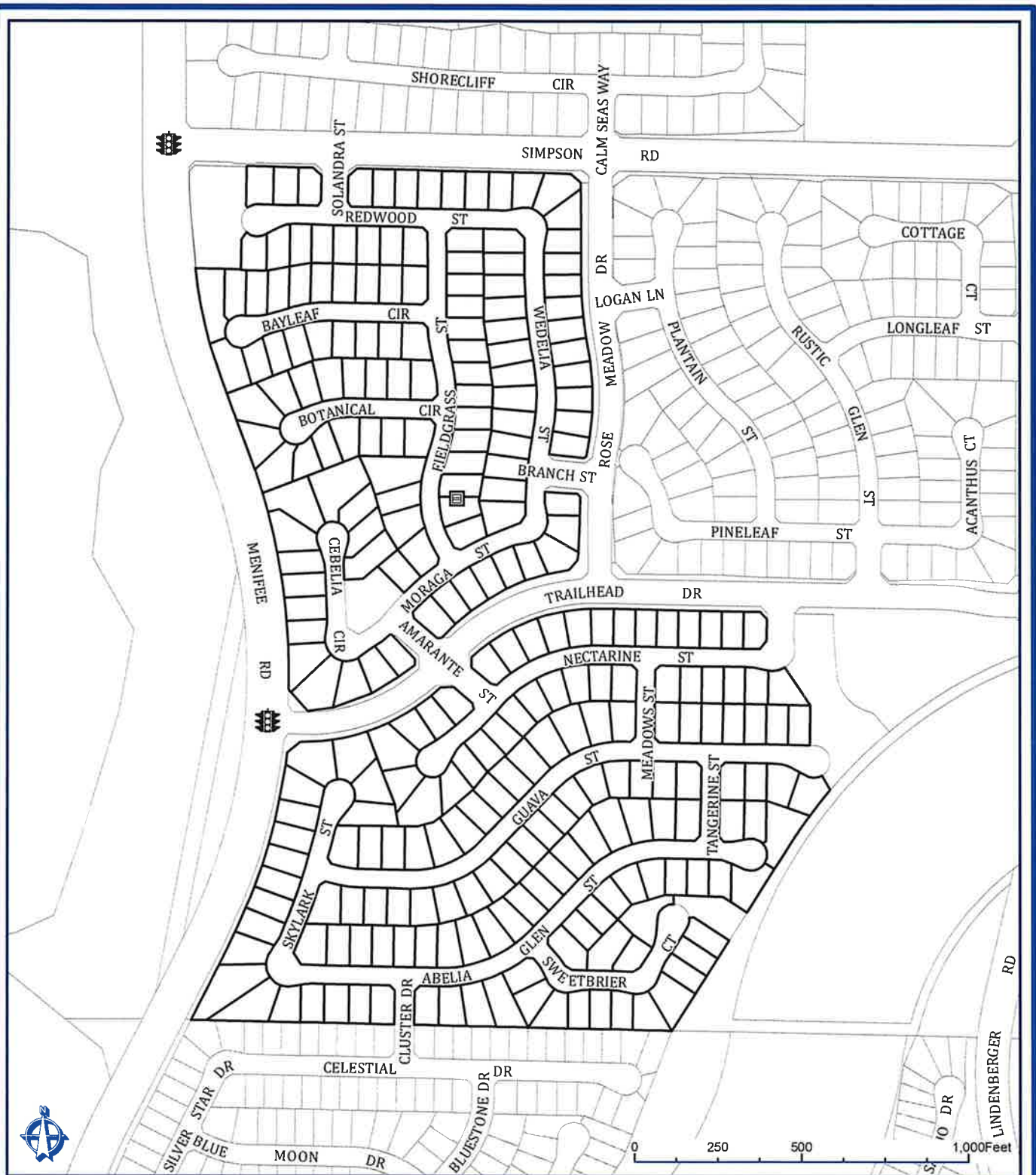
LANDSCAPE AND LIGHTING DISTRICT NO. 89-1 CONSOLIDATED
ZONE 118





CITY OF MENIFEE ASSESSMENT DIAGRAM

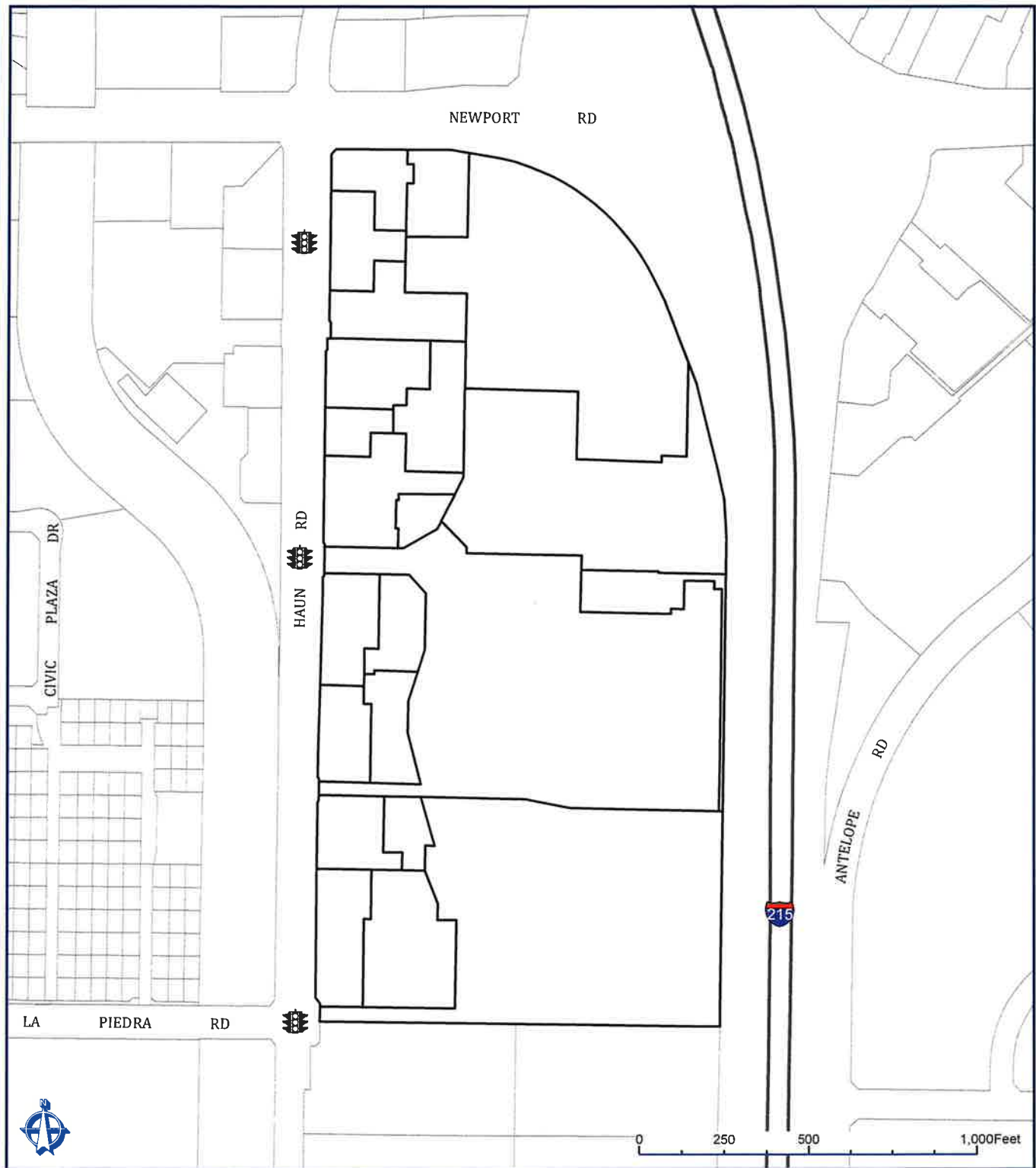
LANDSCAPE AND LIGHTING DISTRICT NO. 89-1 CONSOLIDATED
ZONE 121



CITY OF MENIFEE ASSESSMENT DIAGRAM

LANDSCAPE AND LIGHTING DISTRICT NO. 89-1 CONSOLIDATED
ZONE 129






CITY OF MENIFEE ASSESSMENT DIAGRAM

LANDSCAPE AND LIGHTING DISTRICT NO. 89-1 CONSOLIDATED
ZONE 130



CITY OF MENIFEE ASSESSMENT DIAGRAM

LANDSCAPE AND LIGHTING DISTRICT NO. 89-1 CONSOLIDATED
ZONE 133



Signal



Street Light



Graffiti Abatement



Landscaping



Fenced Trail

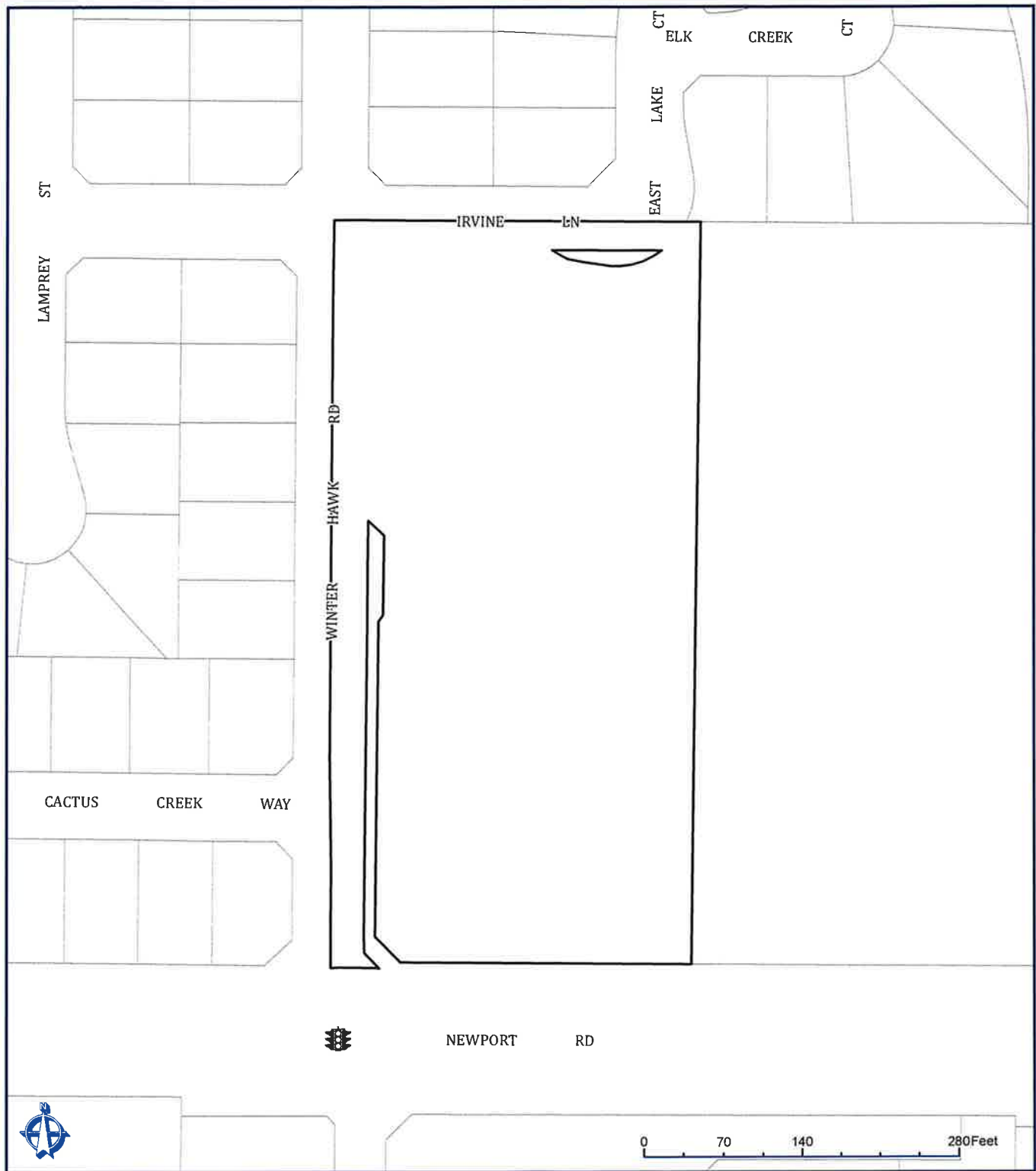


Landscaped Median



Bio-Swale





CITY OF MENIFEE ASSESSMENT DIAGRAM

LANDSCAPE AND LIGHTING DISTRICT NO. 89-1 CONSOLIDATED
ZONE 163



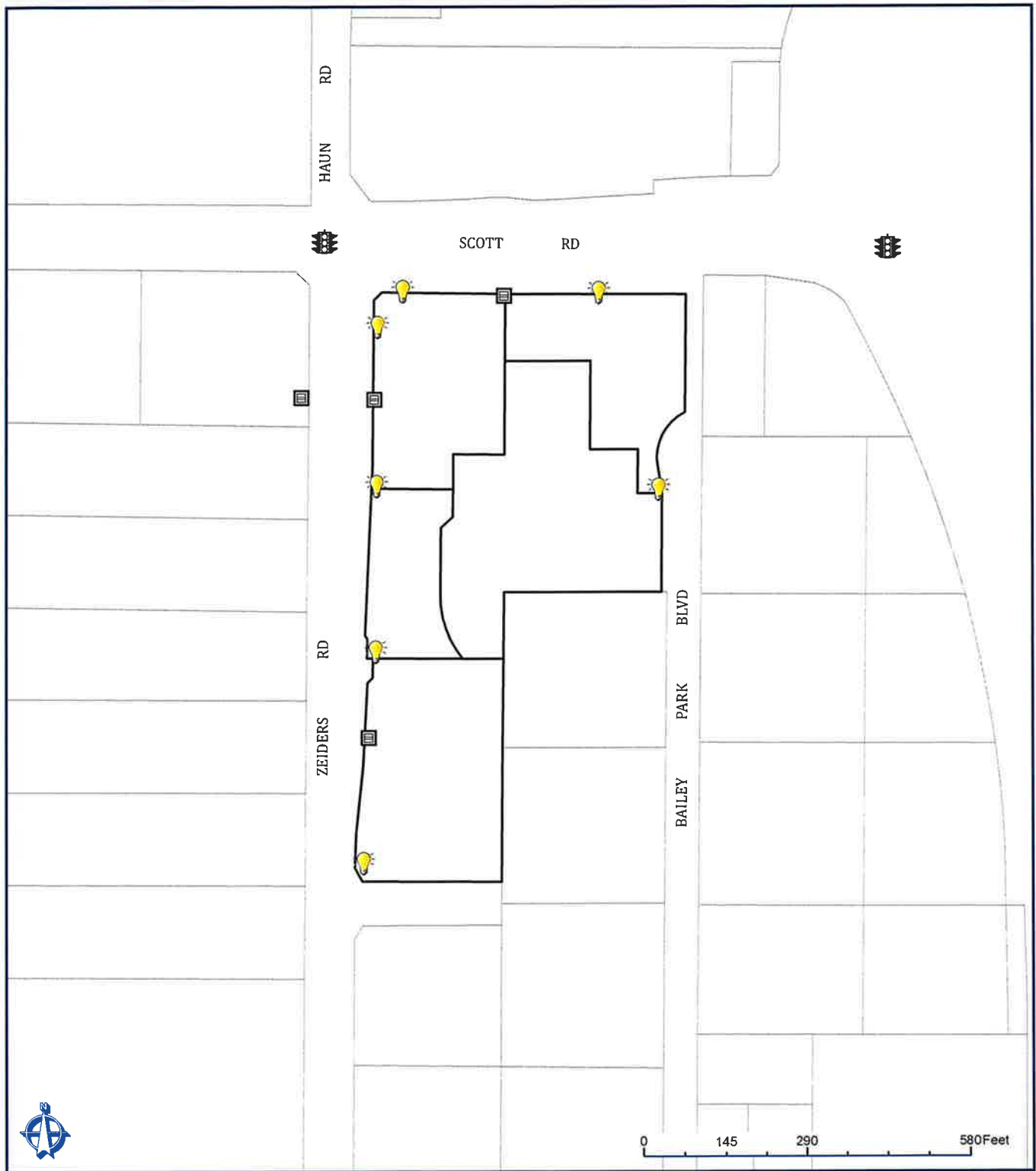
CITY OF MENIFEE ASSESSMENT DIAGRAM

LANDSCAPE AND LIGHTING DISTRICT NO. 89-1 CONSOLIDATED
ZONE 167



 Signal
  Fossil Filter
  Street Light
  Median





CITY OF MENIFEE ASSESSMENT DIAGRAM

LANDSCAPE AND LIGHTING DISTRICT NO. 89-1 CONSOLIDATED
ZONE 176





S P I C E R

CONSULTING GROUP