

**QUESTIONS?**

If you have any questions regarding your account or this statement, please contact your Administrator.

KATHERINE ARTISHON  
EP-MN-WS4E  
60 LIVINGSTON AVE.  
ST PAUL MN 55107  
E-mail [katherine.artishon@usbank.com](mailto:katherine.artishon@usbank.com)

**Portfolio Manager:**  
TS PRT RC #1 - AUTO  
CN-OH-W6TC

**ACCOUNT NUMBER: 6736302020****CITY OF MENIFEE****This statement is for the period from June 1, 2024 to June 30, 2024**

000018288 06 SP 000638746960666 S  
CITY OF MENIFEE  
FINANCE DEPARTMENT  
29844 HAUN ROAD  
MENIFEE, CA 92586



THIS PAGE WAS INTENTIONALLY LEFT BLANK



---

**TABLE OF CONTENTS**

---

<b>Schedule</b>	<b>Page</b>
Market Value Summary .....	1
Asset Summary .....	2
Income Summary .....	3
Cash Summary .....	4
Asset Detail .....	5
Transaction Detail .....	28
Sale/Maturity Summary .....	40
Bond Summary .....	47



THIS PAGE WAS INTENTIONALLY LEFT BLANK

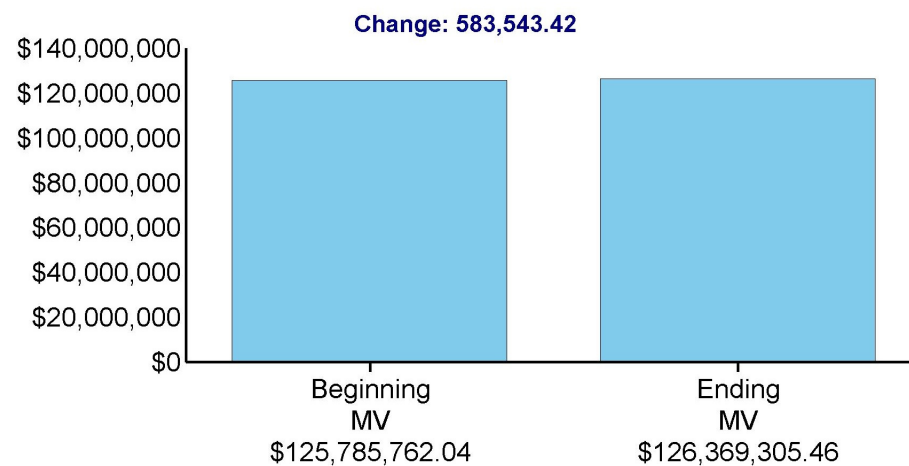


CITY OF MENIFEE  
ACCOUNT NUMBER: 6736302020

Page 1 of 48  
June 1, 2024 to June 30, 2024

### MARKET VALUE SUMMARY

	Current Period 06/01/24 to 06/30/24
<b>Beginning Market Value</b>	<b>\$125,785,762.04</b>
Taxable Interest	144,155.86
Cash Receipts	4,411.92
Long Term Gains/Losses	-396,240.40
Change in Investment Value	831,216.04
<b>Ending Market Value</b>	<b>\$126,369,305.46</b>





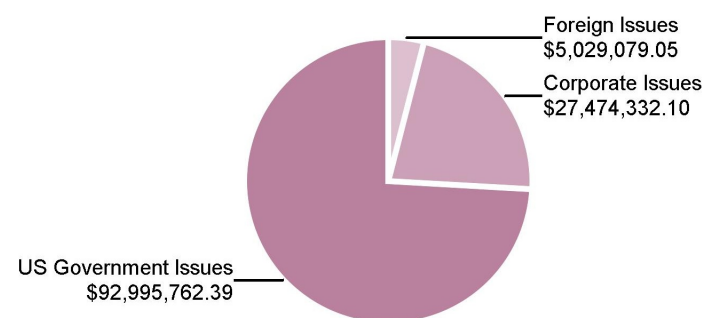
CITY OF MENIFEE  
ACCOUNT NUMBER: 6736302020

Page 2 of 48  
June 1, 2024 to June 30, 2024

### ASSET SUMMARY

Assets	Current Period Market Value	% of Total	Estimated Annual Income
Cash & Equivalents	870,131.92	0.70	45,116.09
Taxable Bonds	125,499,173.54	99.30	3,826,242.53
<b>Total Market Value</b>	<b>\$126,369,305.46</b>	<b>100.00</b>	<b>\$3,871,358.62</b>

### Fixed Income Summary





CITY OF MENIFEE  
ACCOUNT NUMBER: 6736302020

Page 3 of 48  
June 1, 2024 to June 30, 2024

---

**INCOME SUMMARY**

---

	<b>Income Received Current Period</b>
Taxable Interest	144,155.86
<b>Total Current Period Income</b>	<b>\$144,155.86</b>



CITY OF MENIFEE  
ACCOUNT NUMBER: 6736302020

Page 4 of 48  
June 1, 2024 to June 30, 2024

### CASH SUMMARY

	Cash
<b>Beginning Cash 06/01/2024</b>	<b>\$0.00</b>
Taxable Interest	144,155.86
Cash Receipts	4,411.92
Purchases	-12,681,488.87
Sales	9,696,771.17
Net Money Market Activity	2,836,149.92
<b>Ending Cash 06/30/2024</b>	<b>\$0.00</b>





CITY OF MENIFEE  
ACCOUNT NUMBER: 6736302020

Page 5 of 48  
June 1, 2024 to June 30, 2024

### ASSET DETAIL

#### Security Description

Shares/Face Amt	Price	Market Value	Tax Cost	Unrealized Gain/Loss	Percent of Total Portfolio	Estimated Annual Income	Estimated Current Yield
<b>Cash &amp; Equivalents</b>							
<b>Cash/Money Market</b>							
Federated Hermes Govt Obligs Is - 60934N104 #5							
870,131.920	1.0000	870,131.92	870,131.92	0.00	0.7	45,116.09	5.18
<b>Total Cash/Money Market</b>		<b>\$870,131.92</b>	<b>\$870,131.92</b>	<b>\$0.00</b>	<b>0.7</b>	<b>\$45,116.09</b>	
<b>Total Cash &amp; Equivalents</b>							
		<b>\$870,131.92</b>	<b>\$870,131.92</b>	<b>\$0.00</b>	<b>0.7</b>	<b>\$45,116.09</b>	

#### Taxable Bonds

##### US Government Issues

F H L B Gtd R E M I C Pass Thru - 3137BFE98 C M O Ser K041 Cl A2 3.171 10/25/2024							
33,133.680	99.2030	32,869.60	35,641.99	-2,772.39	0.0	1,050.67	3.20
F H L M C - 3137EAEP0 1.500 02/12/2025							
80,000.000	97.6990	78,159.20	79,938.40	-1,779.20	0.1	1,200.00	1.53
F H L M C M T N - 3137EAEU9 0.375 07/21/2025							
80,000.000	95.2750	76,220.00	79,736.00	-3,516.00	0.1	300.00	0.39
F H L M C M T N - 3137EAEX3 0.375 09/23/2025							
75,000.000	94.5120	70,884.00	74,777.85	-3,893.85	0.1	281.25	0.40
F H L M C Multiclass Mtg Partn - 3137H4BY5 C M O Ser K 746 Cl A 2 1.985 09/25/2028							
135,000.000	89.3490	120,621.15	116,263.48	4,357.67	0.1	2,741.85	2.27

CITY OF MENIFEE  
ACCOUNT NUMBER: 6736302020Page 6 of 48  
June 1, 2024 to June 30, 2024**ASSET DETAIL (continued)****Security Description**

	<b>Shares/Face Amt</b>	<b>Price</b>	<b>Market Value</b>	<b>Tax Cost</b>	<b>Unrealized Gain/Loss</b>	<b>Percent of Total Portfolio</b>	<b>Estimated Annual Income</b>	<b>Estimated Current Yield</b>
F H L M C Multiclass Mtg Partn - 3137BEVH4 C M O Ser K040 CI A2 3.241 09/25/2024	11,817.150	99.4380	11,750.74	12,441.25	-690.51	0.0	382.99	3.26
F H L M C Multiclass Mtg Partn - 3137BFXT3 C M O Ser K042 CI A2 2.670 12/25/2024	14,849.420	98.7740	14,667.37	14,988.64	-321.27	0.0	396.48	2.70
F H L M C Multiclass Mtg Partn - 3137BKRJ1 C M O Ser K047 CI A2 3.329 05/25/2025	34,836.780	98.1910	34,206.58	35,805.69	-1,599.11	0.0	1,159.72	3.39
F H L M C Multiclass Mtg Partn - 3137BLAC2 C M O Ser K048 CI A2 06/25/2025 Var	60,000.000	98.0950	58,857.00	63,807.81	-4,950.81	0.0	1,970.40	3.35
F H L M C Multiclass Mtg Partn - 3137BLW95 C M O Ser K050 CI A2 08/25/2025 Var	25,000.000	97.8320	24,458.00	26,792.97	-2,334.97	0.0	833.50	3.41
F H L M C Multiclass Mtg Partn - 3137BN6G4 C M O Ser K053 CI A2 2.995 12/25/2025	125,000.000	96.9740	121,217.50	121,166.99	50.51	0.1	3,743.75	3.09
F H L M C Multiclass Mtg Partn - 3137BNGT5 C M O Ser K054 CI A2 2.745 01/25/2026	70,000.000	96.4590	67,521.30	67,000.39	520.91	0.1	1,921.50	2.85
F H L M C Multiclass Mtg Partn - 3137BQYS0 C M O Ser K056 CI A2 2.525 05/25/2026	120,000.000	95.5570	114,668.40	116,042.97	-1,374.57	0.1	3,030.00	2.64



CITY OF MENIFEE  
ACCOUNT NUMBER: 6736302020

Page 7 of 48  
June 1, 2024 to June 30, 2024

**ASSET DETAIL (continued)**

**Security Description**

	Shares/Face Amt	Price	Market Value	Tax Cost	Unrealized Gain/Loss	Percent of Total Portfolio	Estimated Annual Income	Estimated Current Yield
F H L M C Multiclass Mtg Partn - 3137BSP72 C M O Ser K058 CI A2 2.653 08/25/2026	125,000.000	95.2440	119,055.00	118,955.08	99.92	0.1	3,316.25	2.78
F H L M C Multiclass Mtg Partn - 3137BUX60 C M O Ser K062 CI A2 3.413 12/25/2026	70,000.000	96.3410	67,438.70	67,716.80	-278.10	0.1	2,389.10	3.54
F H L M C Multiclass Mtg Partn - 3137BVZ82 C M O Ser K063 CI A2 01/25/2027 Var	70,000.000	96.3580	67,450.60	67,711.33	-260.73	0.1	2,401.00	3.56
F H L M C Multiclass Mtg Partn - 3137FBU79 C M O Ser K069 CI A2 3.187 09/25/2027	100,000.000	95.0160	95,016.00	95,941.41	-925.41	0.1	3,187.00	3.35
F H L M C Multiclass Mtg Partn - 3137FCJK1 C M O Ser K070 CI A2 11/25/2027 Var	30,000.000	95.1910	28,557.30	28,566.80	-9.50	0.0	990.90	3.47
F H L M C Multiclass Mtg Partn - 3137FJEH8 C M O Ser K081 CI A2 08/25/2028 Var	1,500,000.000	96.4820	1,447,230.00	1,436,718.75	10,511.25	1.1	58,500.00	4.04
F H L M C Multiclass Mtg Partn - 3137FLMV3 C M O Ser K090 CI A2 3.422 02/25/2052	1,500,000.000	94.5300	1,417,950.00	1,405,195.31	12,754.69	1.1	51,330.01	3.62
F H L M C Multiclass Mtg Partn - 3137FBTA4 C M O Ser K728 CI A2 08/25/2024 Var	12,255.620	99.4540	12,188.70	12,470.11	-281.41	0.0	375.51	3.08

CITY OF MENIFEE  
ACCOUNT NUMBER: 6736302020Page 8 of 48  
June 1, 2024 to June 30, 2024**ASSET DETAIL (continued)****Security Description**

	<b>Shares/Face Amt</b>	<b>Price</b>	<b>Market Value</b>	<b>Tax Cost</b>	<b>Unrealized Gain/Loss</b>	<b>Percent of Total Portfolio</b>	<b>Estimated Annual Income</b>	<b>Estimated Current Yield</b>
F H L M C Multiclass Mtg Partn - 3137FQXJ7 C M O Ser K737 CI A2 2.525 10/25/2026	125,000.000	94.8690	118,586.25	117,695.31	890.94	0.1	3,156.25	2.66
F N M A - 3135G05X7 0.375 08/25/2025	75,000.000	94.8100	71,107.50	74,807.25	-3,699.75	0.1	281.25	0.40
F N M A - 3135G04Z3 0.500 06/17/2025	70,000.000	95.6640	66,964.80	69,954.40	-2,989.60	0.1	350.00	0.52
F N M A - 3135G06G3 0.500 11/07/2025	65,000.000	94.2250	61,246.25	64,767.30	-3,521.05	0.0	325.00	0.53
F N M A - 3135G0X24 1.625 01/07/2025	65,000.000	98.1340	63,787.10	66,319.45	-2,532.35	0.1	1,056.25	1.66
F N M A - 3135G0W66 1.625 10/15/2024	70,000.000	98.9690	69,278.30	69,880.30	-602.00	0.1	1,137.50	1.64
F N M A Deb - 3135G03U5 0.625 04/22/2025	65,000.000	96.4260	62,676.90	64,866.10	-2,189.20	0.0	406.25	0.65
Federal Farm Credit Bks - 3133EMF98 0.650 06/09/2025	4,000,000.000	95.6500	3,826,000.00	4,000,000.00	-174,000.00	3.0	26,000.00	0.68
Federal Farm Credit Bks - 3133EML67 0.800 06/22/2026	5,000,000.000	92.4830	4,624,150.00	4,977,500.00	-353,350.00	3.7	40,000.00	0.86
Federal Farm Credit Bks - 3133ENPG9 1.750 02/14/2025	220,000.000	97.8130	215,188.60	209,231.00	5,957.60	0.2	3,850.00	1.79



CITY OF MENIFEE  
ACCOUNT NUMBER: 6736302020

Page 9 of 48  
June 1, 2024 to June 30, 2024

### ASSET DETAIL (continued)

#### Security Description

Shares/Face Amt	Price	Market Value	Tax Cost	Unrealized Gain/Loss	Percent of Total Portfolio	Estimated Annual Income	Estimated Current Yield
Federal Farm Credit Bks - 3133EN7J3 3.875 02/02/2026							
210,000.000	98.4500	206,745.00	209,202.00	-2,457.00	0.2	8,137.50	3.94
Federal Farm Credit Bks - 3133EPGW9 3.875 04/25/2028							
150,000.000	97.9270	146,890.50	150,753.00	-3,862.50	0.1	5,812.50	3.96
Federal Farm Credit Bks - 3133EPSK2 4.250 08/07/2028							
75,000.000	99.1240	74,343.00	74,100.00	243.00	0.1	3,187.50	4.29
Federal Farm Credit Bks - 3133EPN50 4.250 12/15/2028							
270,000.000	99.3020	268,115.40	272,999.70	-4,884.30	0.2	11,475.00	4.28
Federal Farm Credit Bks - 3133ERAK7 4.375 04/10/2029							
700,000.000	99.9230	699,461.00	689,017.00	10,444.00	0.6	30,625.00	4.38
Federal Farm Credit Bks - 3133EP6K6 4.500 03/26/2027							
700,000.000	99.7720	698,404.00	693,700.00	4,704.00	0.6	31,500.00	4.51
Federal Farm Credit Bks - 3133EPWK7 4.500 09/22/2028							
95,000.000	100.1590	95,151.05	93,915.10	1,235.95	0.1	4,275.00	4.49
Federal Farm Credit Bks - 3133ERDH1 4.750 04/30/2029							
700,000.000	101.4530	710,171.00	706,132.00	4,039.00	0.6	33,250.00	4.68
Federal Home Loan Bks - 3130AMQ54 0.700 09/16/2025							
4,000,000.000	94.9400	3,797,600.00	4,000,000.00	-202,400.00	3.0	28,000.00	0.74
Federal Home Loan Bks - 3130AMM33 0.875 07/16/2026							
5,000,000.000	92.6030	4,630,150.00	5,000,000.00	-369,850.00	3.7	43,750.00	0.94

CITY OF MENIFEE  
ACCOUNT NUMBER: 6736302020Page 10 of 48  
June 1, 2024 to June 30, 2024**ASSET DETAIL (continued)****Security Description**

	<b>Shares/Face Amt</b>	<b>Price</b>	<b>Market Value</b>	<b>Tax Cost</b>	<b>Unrealized Gain/Loss</b>	<b>Percent of Total Portfolio</b>	<b>Estimated Annual Income</b>	<b>Estimated Current Yield</b>
Federal Home Loan Bks - 3130AMT28 1.000 06/30/2026	5,000,000.000	92.7070	4,635,350.00	5,000,000.00	-364,650.00	3.7	50,000.00	1.08
Federal Home Loan Bks - 3130AMWZ1 1.050 06/30/2026	5,000,000.000	92.8020	4,640,100.00	5,000,000.00	-359,900.00	3.7	52,500.00	1.13
Federal Home Loan Bks - 3130A4CH3 2.375 03/14/2025	35,000.000	98.0020	34,300.70	37,003.05	-2,702.35	0.0	831.25	2.42
Federal Home Loan Bks - 3130ATUS4 4.250 12/10/2027	200,000.000	99.1120	198,224.00	204,274.00	-6,050.00	0.2	8,500.00	4.29
Federal Home Loan Bks - 3130AWTR1 4.375 09/08/2028	225,000.000	99.6640	224,244.00	223,860.00	384.00	0.2	9,843.75	4.39
Federal Home Loan Bks - 3130AVBD3 4.500 03/09/2029	700,000.000	100.4200	702,940.00	693,525.00	9,415.00	0.6	31,500.00	4.48
Federal Home Loan Bks - 3130ATS57 4.500 03/10/2028	190,000.000	99.8770	189,766.30	196,165.50	-6,399.20	0.2	8,550.00	4.51
Federal Home Loan Bks - 3130ATUR6 4.625 12/13/2024	210,000.000	99.6370	209,237.70	210,808.50	-1,570.80	0.2	9,712.50	4.64
U S Treasury Bond - 912810FG8 5.250 02/15/2029	1,550,000.000	103.9140	1,610,667.00	1,603,873.05	6,793.95	1.3	81,375.00	5.05
U S Treasury Note - 91282CAM3 0.250 09/30/2025	70,000.000	94.2890	66,002.30	68,476.95	-2,474.65	0.1	175.00	0.26



CITY OF MENIFEE  
ACCOUNT NUMBER: 6736302020

Page 11 of 48  
June 1, 2024 to June 30, 2024

### ASSET DETAIL (continued)

#### Security Description

Shares/Face Amt	Price	Market Value	Tax Cost	Unrealized Gain/Loss	Percent of Total Portfolio	Estimated Annual Income	Estimated Current Yield
U S Treasury Note - 91282CAT8 0.250 10/31/2025							
75,000.000	93.9810	70,485.75	73,986.33	-3,500.58	0.1	187.50	0.27
U S Treasury Note - 91282CAZ4 0.375 11/30/2025							
70,000.000	93.8160	65,671.20	68,744.92	-3,073.72	0.1	262.50	0.40
U S Treasury Note - 91282ZFO 0.500 03/31/2025							
5,000,000.000	96.5710	4,828,550.00	4,984,375.00	-155,825.00	3.8	25,000.00	0.52
U S Treasury Note - 91282CBT7 0.750 03/31/2026							
4,000,000.000	93.2580	3,730,320.00	3,998,750.00	-268,430.00	3.0	30,000.00	0.80
U S Treasury Note - 91282CCZ2 0.875 09/30/2026							
120,000.000	92.0350	110,442.00	118,806.25	-8,364.25	0.1	1,050.00	0.95
U S Treasury Note - 912828Z52 1.375 01/31/2025							
3,000,000.000	97.7600	2,932,800.00	3,091,875.00	-159,075.00	2.3	41,250.00	1.41
U S Treasury Note - 912828YM6 1.500 10/31/2024							
3,000,000.000	98.7160	2,961,480.00	3,111,562.50	-150,082.50	2.3	45,000.00	1.52
U S Treasury Note - 912828YQ7 1.625 10/31/2026							
200,000.000	93.3870	186,774.00	184,765.63	2,008.37	0.1	3,250.00	1.74
U S Treasury Note - 912828K74 2.000 08/15/2025							
3,000,000.000	96.6910	2,900,730.00	3,175,312.50	-274,582.50	2.3	60,000.00	2.07
U S Treasury Note - 912828U24 2.000 11/15/2026							
870,000.000	94.1020	818,687.40	812,147.27	6,540.13	0.6	17,400.00	2.13



CITY OF MENIFEE  
ACCOUNT NUMBER: 6736302020

Page 12 of 48  
June 1, 2024 to June 30, 2024

### ASSET DETAIL (continued)

#### Security Description

Shares/Face Amt	Price	Market Value	Tax Cost	Unrealized Gain/Loss	Percent of Total Portfolio	Estimated Annual Income	Estimated Current Yield
U S Treasury Note - 912828V98 2.250 02/15/2027							
800,000.000	94.2770	754,216.00	748,375.00	5,841.00	0.6	18,000.00	2.39
U S Treasury Note - 912828M56 2.250 11/15/2025							
2,000,000.000	96.4260	1,928,520.00	2,140,625.00	-212,105.00	1.5	45,000.00	2.33
U S Treasury Note - 9128286F2 2.500 02/28/2026							
800,000.000	96.2730	770,184.00	765,630.86	4,553.14	0.6	20,000.00	2.60
U S Treasury Note - 9128286A3 2.625 01/31/2026							
800,000.000	96.5820	772,656.00	767,375.00	5,281.00	0.6	21,000.00	2.72
U S Treasury Note - 912828XZ8 2.750 06/30/2025							
800,000.000	97.7120	781,696.00	778,218.75	3,477.25	0.6	22,000.00	2.81
U S Treasury Note - 91282CFB2 2.750 07/31/2027							
815,000.000	94.9530	773,866.95	765,901.95	7,965.00	0.6	22,412.50	2.90
U S Treasury Note - 9128284R8 2.875 05/31/2025							
800,000.000	97.9420	783,536.00	780,218.75	3,317.25	0.6	23,000.00	2.93
U S Treasury Note - 91282CFH9 3.125 08/31/2027							
1,630,000.000	95.9380	1,563,789.40	1,560,182.82	3,606.58	1.2	50,937.50	3.26
U S Treasury Note - 9128285M8 3.125 11/15/2028							
150,000.000	94.9570	142,435.50	143,970.70	-1,535.20	0.1	4,687.50	3.29
U S Treasury Note - 91282CEW7 3.250 06/30/2027							
815,000.000	96.4880	786,377.20	786,333.79	43.41	0.6	26,487.50	3.37





CITY OF MENIFEE  
ACCOUNT NUMBER: 6736302020

Page 13 of 48  
June 1, 2024 to June 30, 2024

### ASSET DETAIL (continued)

#### Security Description

Shares/Face Amt	Price	Market Value	Tax Cost	Unrealized Gain/Loss	Percent of Total Portfolio	Estimated Annual Income	Estimated Current Yield
U S Treasury Note - 91282CHA2 3.500 04/30/2028							
815,000.000	96.7270	788,325.05	784,646.88	3,678.17	0.6	28,525.00	3.62
U S Treasury Note - 91282CHB0 3.625 05/15/2026							
800,000.000	97.9610	783,688.00	780,187.50	3,500.50	0.6	29,000.00	3.70
U S Treasury Note - 91282CHE4 3.625 05/31/2028							
815,000.000	97.1520	791,788.80	787,623.25	4,165.55	0.6	29,543.75	3.73
U S Treasury Note - 91282CJR3 3.750 12/31/2028							
890,000.000	97.4450	867,260.50	858,566.41	8,694.09	0.7	33,375.00	3.85
U S Treasury Note - 91282CGC9 3.875 12/31/2027							
850,000.000	98.0820	833,697.00	824,931.64	8,765.36	0.7	32,937.50	3.95
U S Treasury Note - 91282CJT9 4.000 01/15/2027							
800,000.000	98.5470	788,376.00	782,968.75	5,407.25	0.6	32,000.00	4.06
U S Treasury Note - 91282CJW2 4.000 01/31/2029							
825,000.000	98.4610	812,303.25	802,336.91	9,966.34	0.6	33,000.00	4.06
U S Treasury Note - 91282CGA3 4.000 12/15/2025							
820,000.000	98.7110	809,430.20	810,386.72	-956.52	0.6	32,800.00	4.05
U S Treasury Note - 91282CKG5 4.125 03/31/2029							
1,600,000.000	98.9810	1,583,696.00	1,574,437.50	9,258.50	1.3	66,000.00	4.17
U S Treasury Note - 91282CHH7 4.125 06/15/2026							
800,000.000	98.8520	790,816.00	786,781.25	4,034.75	0.6	33,000.00	4.17



CITY OF MENIFEE  
ACCOUNT NUMBER: 6736302020

Page 14 of 48  
June 1, 2024 to June 30, 2024

### ASSET DETAIL (continued)

#### Security Description

Shares/Face Amt	Price	Market Value	Tax Cost	Unrealized Gain/Loss	Percent of Total Portfolio	Estimated Annual Income	Estimated Current Yield
U S Treasury Note - 91282CHQ7 4.125 07/31/2028							
790,000.000	98.9410	781,633.90	773,639.07	7,994.83	0.6	32,587.50	4.17
U S Treasury Note - 91282CFM8 4.125 09/30/2027							
800,000.000	98.8670	790,936.00	790,265.63	670.37	0.6	33,000.00	4.17
U S Treasury Note - 91282CFU0 4.125 10/31/2027							
1,650,000.000	98.8790	1,631,503.50	1,630,343.75	1,159.75	1.3	68,062.50	4.17
U S Treasury Note - 91282CJV4 4.250 01/31/2026							
800,000.000	99.0390	792,312.00	789,312.50	2,999.50	0.6	34,000.00	4.29
U S Treasury Note - 91282CKD2 4.250 02/28/2029							
850,000.000	99.5510	846,183.50	838,150.40	8,033.10	0.7	36,125.00	4.27
U S Treasury Note - 91282CFP1 4.250 10/15/2025							
850,000.000	99.0630	842,035.50	839,707.03	2,328.47	0.7	36,125.00	4.29
U S Treasury Note - 91282CJS1 4.250 12/31/2025							
850,000.000	99.0430	841,865.50	838,876.95	2,988.55	0.7	36,125.00	4.29
U S Treasury Note - 91282CHU8 4.375 08/15/2026							
800,000.000	99.3440	794,752.00	791,375.00	3,377.00	0.6	35,000.00	4.40
U S Treasury Note - 91282CHX2 4.375 08/31/2028							
800,000.000	99.8830	799,064.00	791,476.57	7,587.43	0.6	35,000.00	4.38
U S Treasury Note - 91282CJN2 4.375 11/30/2028							
850,000.000	99.9840	849,864.00	839,308.59	10,555.41	0.7	37,187.50	4.38



CITY OF MENIFEE  
ACCOUNT NUMBER: 6736302020

Page 15 of 48  
June 1, 2024 to June 30, 2024

### ASSET DETAIL (continued)

#### Security Description

Shares/Face Amt	Price	Market Value	Tax Cost	Unrealized Gain/Loss	Percent of Total Portfolio	Estimated Annual Income	Estimated Current Yield
U S Treasury Note - 91282CJP7 4.375 12/15/2026							
800,000.000	99.4260	795,408.00	790,250.00	5,158.00	0.6	35,000.00	4.40
U S Treasury Note - 91282CKH3 4.500 03/31/2026							
850,000.000	99.4770	845,554.50	842,828.13	2,726.37	0.7	38,250.00	4.52
U S Treasury Note - 91282CKJ9 4.500 04/15/2027							
800,000.000	99.8520	798,816.00	793,125.00	5,691.00	0.6	36,000.00	4.51
U S Treasury Note - 91282CKT7 4.500 05/31/2029							
1,600,000.000	100.6800	1,610,880.00	1,614,812.50	-3,932.50	1.3	72,000.00	4.47
U S Treasury Note - 91282CHM6 4.500 07/15/2026							
850,000.000	99.5700	846,345.00	842,164.06	4,180.94	0.7	38,250.00	4.52
U S Treasury Note - 91282CKB6 4.625 02/28/2026							
800,000.000	99.6410	797,128.00	794,500.00	2,628.00	0.6	37,000.00	4.64
U S Treasury Note - 91282CKP5 4.625 04/30/2029							
1,600,000.000	101.1480	1,618,368.00	1,609,593.75	8,774.25	1.3	74,000.00	4.57
U S Treasury Note - 91282CKV2 4.625 06/15/2027							
1,500,000.000	100.2890	1,504,335.00	1,505,683.59	-1,348.59	1.2	69,375.00	4.61
U S Treasury Note - 91282CHN4 4.750 07/31/2025							
800,000.000	99.6450	797,160.00	796,187.50	972.50	0.6	38,000.00	4.77

CITY OF MENIFEE  
ACCOUNT NUMBER: 6736302020Page 16 of 48  
June 1, 2024 to June 30, 2024**ASSET DETAIL (continued)****Security Description**

	Shares/Face Amt	Price	Market Value	Tax Cost	Unrealized Gain/Loss	Percent of Total Portfolio	Estimated Annual Income	Estimated Current Yield
U S Treasury Note - 91282CKK6 4.875 04/30/2026	800,000.000	100.1480	801,184.00	799,125.00	2,059.00	0.6	39,000.00	4.87
<b>Total US Government Issues</b>			<b>\$92,995,762.39</b>	<b>\$95,881,255.83</b>	<b>-\$2,885,493.44</b>	<b>73.6</b>	<b>\$2,358,258.13</b>	
<b>Corporate Issues</b>								
Ace Ina Holding - 00440EAS6 3.150 03/15/2025	50,000.000	98.4260	49,213.00	51,448.00	-2,235.00	0.0	1,575.00	3.20
Amazon Com Inc - 023135BX3 1.000 05/12/2026	60,000.000	93.0320	55,819.20	59,740.80	-3,921.60	0.0	600.00	1.07
American Honda Fin Corp - 02665WED9 Medium Term Note 4.700 01/12/2028	130,000.000	99.0290	128,737.70	131,033.50	-2,295.80	0.1	6,110.00	4.75
American Honda Finance - 02665WFD8 Medium Term Note 4.900 03/12/2027	600,000.000	99.6250	597,750.00	595,380.00	2,370.00	0.5	29,400.00	4.92
American Honda Finance - 02665WFE6 Medium Term Note 4.900 03/13/2029	850,000.000	99.6050	846,642.50	843,616.50	3,026.00	0.7	41,650.00	4.92
Apple Inc - 037833DN7 2.050 09/11/2026	25,000.000	94.0090	23,502.25	25,621.00	-2,118.75	0.0	512.50	2.18
Apple Inc - 037833BY5 3.250 02/23/2026	100,000.000	97.1960	97,196.00	96,949.00	247.00	0.1	3,250.00	3.34



CITY OF MENIFEE  
ACCOUNT NUMBER: 6736302020

Page 17 of 48  
June 1, 2024 to June 30, 2024

### ASSET DETAIL (continued)

#### Security Description

Shares/Face Amt	Price	Market Value	Tax Cost	Unrealized Gain/Loss	Percent of Total Portfolio	Estimated Annual Income	Estimated Current Yield
Bank Amer Corp Sr - 06051GJD2 Medium Term Note 1.319 06/19/2026							
40,000.000	95.8210	38,328.40	40,105.60	-1,777.20	0.0	527.60	1.38
Bank America Corp - 06051GLE7 Medium Term Note 5.080 01/20/2027							
30,000.000	99.4000	29,820.00	30,000.00	-180.00	0.0	1,524.00	5.11
Bank New York Mellon Corp - 06406RBN6 Medium Term Note 4.543 02/01/2029							
900,000.000	98.0350	882,315.00	881,811.00	504.00	0.7	40,887.00	4.63
Bank New York Mellon Corp - 06406RBQ9 Medium Term Note 4.947 04/26/2027							
700,000.000	99.3850	695,695.00	694,316.00	1,379.00	0.6	34,629.00	4.98
Bank Of America Corp - 06051GHT9 Medium Term Note 3.559 04/23/2027							
375,000.000	96.6970	362,613.75	360,118.45	2,495.30	0.3	13,346.25	3.68
Bank Of America Corp - 06051GGF0 Medium Term Note 3.824 01/20/2028							
75,000.000	96.3840	72,288.00	71,563.50	724.50	0.1	2,868.00	3.97
Bank Of America Corp - 06051GHG7 Medium Term Note 3.970 03/05/2029							
1,050,000.000	95.6140	1,003,947.00	992,729.50	11,217.50	0.8	41,685.00	4.15
Berkshire Hathaway Fin - 084664CZ2 2.300 03/15/2027							
45,000.000	93.7370	42,181.65	44,991.45	-2,809.80	0.0	1,035.00	2.45



CITY OF MENIFEE  
ACCOUNT NUMBER: 6736302020

Page 18 of 48  
June 1, 2024 to June 30, 2024

### ASSET DETAIL (continued)

#### Security Description

Shares/Face Amt	Price	Market Value	Tax Cost	Unrealized Gain/Loss	Percent of Total Portfolio	Estimated Annual Income	Estimated Current Yield
Bmw Veh Owner Tr - 05602RAD3 A B S Ser 2022 A Cl A 3 08/25/2026 Var							
9,333.260	98.6630	9,208.47	9,332.77	-124.30	0.0	299.60	3.25
Bmw Vehicle Lease - 05593AAC3 A B S Ser 2023 1 Cl A 3 5.160 11/25/2025							
96,888.110	99.8130	96,706.93	97,063.37	-356.44	0.1	4,999.43	5.17
Bmw Vehicle Owner Trust - 096919AD7 A B S Ser 2024 A Cl A 3 5.180 02/26/2029							
570,000.000	100.0990	570,564.30	569,913.42	650.88	0.5	29,526.00	5.17
Caterpillar Finl Service - 14913Q3B3 Medium Term Note 2.150 11/08/2024							
45,000.000	98.8080	44,463.60	45,481.50	-1,017.90	0.0	967.50	2.18
Caterpillar Finl Svcs - 14913R3B1 Medium Term Note 4.800 01/06/2026							
80,000.000	99.5100	79,608.00	79,988.80	-380.80	0.1	3,840.00	4.82
Caterpillar Finl Svcs - 14913UAJ9 Medium Term Note 4.850 02/27/2029							
1,300,000.000	100.0240	1,300,312.00	1,290,499.00	9,813.00	1.0	63,050.00	4.85
Charles Schwab Corp - 808513BY0 2.450 03/03/2027							
25,000.000	93.2660	23,316.50	24,991.70	-1,675.20	0.0	612.50	2.63
Charles Schwab Corp - 808513AU9 3.200 01/25/2028							
85,000.000	93.8570	79,778.45	80,783.15	-1,004.70	0.1	2,720.00	3.41
Cisco Sys Inc - 17275RBQ4 4.800 02/26/2027							
700,000.000	99.7300	698,110.00	694,694.00	3,416.00	0.6	33,600.00	4.81



CITY OF MENIFEE  
ACCOUNT NUMBER: 6736302020

Page 19 of 48  
June 1, 2024 to June 30, 2024

### ASSET DETAIL (continued)

Security Description	Shares/Face Amt	Price	Market Value	Tax Cost	Unrealized Gain/Loss	Percent of Total Portfolio	Estimated Annual Income	Estimated Current Yield
Costco Wholesale Corp - 22160KAM7 3.000 05/18/2027	20,000.000	95.5880	19,117.60	19,535.80	-418.20	0.0	600.00	3.14
Deere John Capital Corp - 24422EWJ4 Medium Term Note 4.050 09/08/2025	70,000.000	98.6270	69,038.90	69,267.10	-228.20	0.1	2,835.00	4.11
Duke Energy Carolinas - 26442CAS3 2.950 12/01/2026	35,000.000	95.2740	33,345.90	36,755.95	-3,410.05	0.0	1,032.50	3.10
Gm Fin Cons Auto Rec - 380146AC4 A B S Ser 2022 1 CI A3 1.260 11/16/2026	5,358.170	97.7850	5,239.49	5,357.69	-118.20	0.0	67.51	1.29
Gm Fin Cons Auto Rec Tr - 362554AC1 A B S Ser 2021 4 CI A 3 0.680 09/16/2026	4,472.680	97.6720	4,368.56	4,472.55	-103.99	0.0	30.41	0.70
Home Depot Inc - 437076CW0 4.900 04/15/2029	750,000.000	100.1720	751,290.00	742,725.00	8,565.00	0.6	36,750.00	4.89
Honda Auto Rec Owner - 437930AC4 A B S Ser 2024 2 CI A 3 5.270 11/20/2028	210,000.000	100.2700	210,567.00	209,974.48	592.52	0.2	11,067.00	5.26
Honda Auto Rec Ownr Tr - 43815BAC4 A B S Ser 2022 1 CI A 3 1.880 05/15/2026	58,823.330	98.1070	57,709.80	56,582.93	1,126.87	0.0	1,105.88	1.92
Honda Auto Rec Ownr Tr 2021 4 - 43815GAC3 A B S Ser 2021 4 CI A3 01/21/2026 Var	3,995.750	97.9650	3,914.44	3,994.90	-80.46	0.0	35.16	0.90

CITY OF MENIFEE  
ACCOUNT NUMBER: 6736302020Page 20 of 48  
June 1, 2024 to June 30, 2024**ASSET DETAIL (continued)****Security Description**

	<b>Shares/Face Amt</b>	<b>Price</b>	<b>Market Value</b>	<b>Tax Cost</b>	<b>Unrealized Gain/Loss</b>	<b>Percent of Total Portfolio</b>	<b>Estimated Annual Income</b>	<b>Estimated Current Yield</b>
Honeywell International - 438516BL9 2.500 11/01/2026	140,000.000	94.5130	132,318.20	131,150.60	1,167.60	0.1	3,500.00	2.64
Hyundai Auto Rec Tr - 44935FAD6 A B S Ser 2021 C Cl A3 0.740 05/15/2026	7,560.220	98.3600	7,436.23	7,451.87	-15.64	0.0	55.95	0.75
Hyundai Auto Rec Tr - 448977AD0 A B S Ser 2022 A Cl A3 10/15/2026 Var	15,713.580	98.1870	15,428.69	15,712.97	-284.28	0.0	348.84	2.26
John Deere Capital Corporation - 24422EXH7 Medium Term Note 4.500 01/16/2029	1,550,000.000	98.3020	1,523,681.00	1,509,761.00	13,920.00	1.2	69,750.00	4.58
John Deere Own - 47789QAC4 A B S Ser 2021 B Cl A 3 03/16/2026 Var	4,410.830	98.0740	4,325.88	4,410.43	-84.55	0.0	22.94	0.53
John Deere Owner - 47800BAC2 A B S Ser 2022 C Cl A 3 5.090 06/15/2027	25,000.000	99.6430	24,910.75	24,998.06	-87.31	0.0	1,272.50	5.11
John Deere Owner Tr - 47787JAC2 A B S Ser 2022 Cl A 3 09/15/2026 Var	5,552.700	98.0330	5,443.48	5,551.47	-107.99	0.0	128.82	2.37
John Deere Owner Trust - 47800CAC0 A B S Ser 2023 A Cl A3 5.010 11/15/2027	20,000.000	99.5440	19,908.80	19,996.36	-87.56	0.0	1,002.00	5.03





CITY OF MENIFEE  
ACCOUNT NUMBER: 6736302020

Page 21 of 48  
June 1, 2024 to June 30, 2024

### ASSET DETAIL (continued)

#### Security Description

Shares/Face Amt	Price	Market Value	Tax Cost	Unrealized Gain/Loss	Percent of Total Portfolio	Estimated Annual Income	Estimated Current Yield
John Deere Ownr Tr - 47800AAC4 A B S Ser 2022 B CI A3 02/16/2027 Var							
13,202.340	98.5900	13,016.19	13,201.08	-184.89	0.0	493.77	3.79
Jpmorgan Chase Co - 46625HRY8 02/01/2028 Var							
70,000.000	96.3360	67,435.20	67,053.70	381.50	0.1	2,647.40	3.93
Jpmorgan Chase Co - 46647PBK1 2.083 04/22/2026							
12,000.000	97.1060	11,652.72	12,447.96	-795.24	0.0	249.96	2.14
Jpmorgan Chase Co - 46647PAM8 3.509 01/23/2029							
1,250,000.000	94.5660	1,182,075.00	1,169,226.50	12,848.50	0.9	43,862.50	3.71
Jpmorgan Chase Co - 46647PBA3 3.960 01/29/2027							
400,000.000	97.6790	390,716.00	388,284.00	2,432.00	0.3	15,840.00	4.05
Mastercard Inc - 57636QAN4 2.000 03/03/2025							
35,000.000	97.8050	34,231.75	36,067.15	-1,835.40	0.0	700.00	2.04
Mercedes Benz Auto - 58770AAC7 A B S Ser 2023 1 CI A3 4.510 11/15/2027							
35,000.000	98.9840	34,644.40	34,995.80	-351.40	0.0	1,578.50	4.56
Merck Co Inc - 58933YBH7 4.050 05/17/2028							
130,000.000	97.8970	127,266.10	130,394.70	-3,128.60	0.1	5,265.00	4.14
Microsoft Corp - 594918BJ2 3.125 11/03/2025							
125,000.000	97.5210	121,901.25	120,882.50	1,018.75	0.1	3,906.25	3.20
Morgan Stanley - 61747YEZ4 Medium Term Note 5.050 01/28/2027							
750,000.000	99.4350	745,762.50	744,262.05	1,500.45	0.6	37,875.00	5.08



CITY OF MENIFEE  
ACCOUNT NUMBER: 6736302020

Page 22 of 48  
June 1, 2024 to June 30, 2024

### ASSET DETAIL (continued)

#### Security Description

Shares/Face Amt	Price	Market Value	Tax Cost	Unrealized Gain/Loss	Percent of Total Portfolio	Estimated Annual Income	Estimated Current Yield
Morgan Stanley - 61747YFD2 Medium Term Note 5.164 04/20/2029							
800,000.000	99.6760	797,408.00	794,520.00	2,888.00	0.6	41,312.00	5.18
Morgan Stanley Fr - 6174468Q5 Medium Term Note 2.188 04/28/2026							
35,000.000	97.1140	33,989.90	33,013.20	976.70	0.0	765.80	2.25
National Rural Util Coop - 637432NS0 3.700 03/15/2029							
1,600,000.000	94.2040	1,507,264.00	1,507,712.00	-448.00	1.2	59,200.00	3.93
National Rural Utils Coop Fin - 63743HFE7 Medium Term Note 3.450 06/15/2025							
10,000.000	98.0550	9,805.50	9,997.30	-191.80	0.0	345.00	3.52
National Rural Utils Corp Fin - 63743HFH0 Medium Term Note 4.450 03/13/2026							
70,000.000	98.6140	69,029.80	69,950.30	-920.50	0.1	3,115.00	4.51
Northern Tr Corp Sr Nt - 665859AW4 4.000 05/10/2027							
15,000.000	97.6140	14,642.10	14,975.70	-333.60	0.0	600.00	4.10
Paccar Financial Corp - 69371RR73 Medium Term Note 2.850 04/07/2025							
35,000.000	98.0090	34,303.15	34,990.90	-687.75	0.0	997.50	2.91
Paccar Financial Corp - 69371RS31 Medium Term Note 4.600 01/10/2028							
100,000.000	99.0300	99,030.00	99,515.00	-485.00	0.1	4,600.00	4.64
Paccar Financial Corp - 69371RS80 Medium Term Note 4.600 01/31/2029							
1,500,000.000	98.9040	1,483,560.00	1,468,515.00	15,045.00	1.2	69,000.00	4.65



CITY OF MENIFEE  
ACCOUNT NUMBER: 6736302020

Page 23 of 48  
June 1, 2024 to June 30, 2024

### ASSET DETAIL (continued)

#### Security Description

Shares/Face Amt	Price	Market Value	Tax Cost	Unrealized Gain/Loss	Percent of Total Portfolio	Estimated Annual Income	Estimated Current Yield
Pepsico Inc - 713448CT3 2.750 04/30/2025							
130,000.000	97.8810	127,245.30	124,989.80	2,255.50	0.1	3,575.00	2.81
Pnc Financial Services - 693475BL8 4.758 01/26/2027							
135,000.000	98.7770	133,348.95	134,947.35	-1,598.40	0.1	6,423.30	4.82
Prologis L P - 74340XCG4 4.875 06/15/2028							
1,600,000.000	99.5110	1,592,176.00	1,577,232.00	14,944.00	1.3	78,000.00	4.90
Public Service Electric - 74456QBX3 Medium Term Note 3.650 09/01/2028							
800,000.000	95.3500	762,800.00	752,432.00	10,368.00	0.6	29,200.00	3.83
Reality Income Corp - 756109AV6 3.875 04/15/2025							
20,000.000	98.6330	19,726.60	19,714.00	12.60	0.0	775.00	3.93
Realty Income Corp - 756109BG8 3.950 08/15/2027							
100,000.000	96.4220	96,422.00	97,097.00	-675.00	0.1	3,950.00	4.10
Realty Income Corp Sr - 756109CF9 4.750 02/15/2029							
1,450,000.000	98.2760	1,425,002.00	1,410,895.00	14,107.00	1.1	68,875.00	4.83
Salesforce Com Inc - 79466LAG9 0.625 07/15/2024							
40,000.000	99.8080	39,923.20	39,628.55	294.65	0.0	250.00	0.63
Simon Property Group LP - 828807DE4 3.375 12/01/2027							
800,000.000	94.5850	756,680.00	749,536.00	7,144.00	0.6	30,000.00	3.96
State Str Corp Sr Nt - 857477CL5 4.993 03/18/2027							
125,000.000	99.8790	124,848.75	125,000.00	-151.25	0.1	6,241.25	5.00



CITY OF MENIFEE  
ACCOUNT NUMBER: 6736302020

Page 24 of 48  
June 1, 2024 to June 30, 2024

### ASSET DETAIL (continued)

#### Security Description

Shares/Face Amt	Price	Market Value	Tax Cost	Unrealized Gain/Loss	Percent of Total Portfolio	Estimated Annual Income	Estimated Current Yield
Target Corp - 87612EBM7 1.950 01/15/2027							
20,000.000	93.0600	18,612.00	19,966.00	-1,354.00	0.0	390.00	2.09
Toronto Dominion Bank - 89115A2C5 Medium Term Note 4.108 06/08/2027							
40,000.000	97.0480	38,819.20	39,866.00	-1,046.80	0.0	1,643.20	4.23
Toyota Auto Rec Own Tr - 89238JAC9 A B S Ser 2021 D Cl A 3 04/15/2026 Var							
31,223.090	97.9990	30,598.32	29,404.59	1,193.73	0.0	221.68	0.72
Toyota Auto Rec Own Tr - 89231CAD9 A B S Ser 2022 C Cl A 3 3.760 04/15/2027							
25,000.000	98.5600	24,640.00	24,583.98	56.02	0.0	940.00	3.81
Toyota Mtr Cr Corp - 89236TJK2 Medium Term Note 1.125 06/18/2026							
40,000.000	92.6080	37,043.20	39,982.40	-2,939.20	0.0	450.00	1.21
Toyota Mtr Cr Corp - 89236TJT3 Medium Term Note 1.450 01/13/2025							
30,000.000	97.9200	29,376.00	29,959.80	-583.80	0.0	435.00	1.48
Toyota Mtr Cr Corp - 89236TKQ7 Medium Term Note 4.625 01/12/2028							
80,000.000	99.0570	79,245.60	79,947.20	-701.60	0.1	3,700.00	4.67
Toyota Mtr Cr Corp - 89236TLB9 Medium Term Note 5.250 09/11/2028							
1,450,000.000	101.1440	1,466,588.00	1,455,605.50	10,982.50	1.2	76,125.00	5.19



CITY OF MENIFEE  
ACCOUNT NUMBER: 6736302020

Page 25 of 48  
June 1, 2024 to June 30, 2024

### ASSET DETAIL (continued)

#### Security Description

Shares/Face Amt	Price	Market Value	Tax Cost	Unrealized Gain/Loss	Percent of Total Portfolio	Estimated Annual Income	Estimated Current Yield
Truist Finl Corp - 89788MAA0 Medium Term Note 1.200 08/05/2025							
30,000.000	95.2660	28,579.80	29,341.20	-761.40	0.0	360.00	1.26
Unitedhealth Group Inc - 91324PEC2 1.150 05/15/2026							
40,000.000	92.9570	37,182.80	39,563.60	-2,380.80	0.0	460.00	1.24
Unitedhealth Group Inc - 91324PEU2 4.250 01/15/2029							
850,000.000	97.3720	827,662.00	822,681.00	4,981.00	0.7	36,125.00	4.36
Unitedhealth Group Inc - 91324PEP3 5.250 02/15/2028							
700,000.000	101.3020	709,114.00	702,464.00	6,650.00	0.6	36,750.00	5.18
US Bancorp - 91159HJK7 Medium Term Note 4.653 02/01/2029							
1,600,000.000	97.8490	1,565,584.00	1,550,764.50	14,819.50	1.2	74,448.00	4.75
Walmart Inc - 931142ER0 1.050 09/17/2026							
10,000.000	92.1840	9,218.40	9,981.10	-762.70	0.0	105.00	1.14
<b>Total Corporate Issues</b>		<b>\$27,474,332.10</b>	<b>\$27,335,458.58</b>	<b>\$138,873.52</b>	<b>21.7</b>	<b>\$1,240,615.00</b>	

#### Foreign Issues

Bank Montreal Que - 06368D3S1 Medium Term Note 3.700 06/07/2025							
75,000.000	98.2850	73,713.75	73,120.50	593.25	0.1	2,775.00	3.76
Bank Of Montreal - 06368FAC3 Medium Term Note 1.250 09/15/2026							
40,000.000	91.5980	36,639.20	39,951.60	-3,312.40	0.0	500.00	1.36



CITY OF MENIFEE  
ACCOUNT NUMBER: 6736302020

Page 26 of 48  
June 1, 2024 to June 30, 2024

### ASSET DETAIL (continued)

#### Security Description

Shares/Face Amt	Price	Market Value	Tax Cost	Unrealized Gain/Loss	Percent of Total Portfolio	Estimated Annual Income	Estimated Current Yield
Inter American Devel Bk - 4581X0DC9 3.125 09/18/2028							
120,000.000	94.7130	113,655.60	112,706.40	949.20	0.1	3,750.00	3.30
Inter American Devel Bk - 4581X0DV7 Medium Term Note 0.875 04/20/2026							
75,000.000	93.1490	69,861.75	74,656.50	-4,794.75	0.1	656.25	0.94
Inter American Devel Bk - 4581X0EN4 Medium Term Note 4.125 02/15/2029							
135,000.000	98.5980	133,107.30	133,801.20	-693.90	0.1	5,568.75	4.18
International Bank M T N - 459058JL8 0.500 10/28/2025							
75,000.000	94.2570	70,692.75	74,670.05	-3,977.30	0.1	375.00	0.53
International Bank M T N - 459058KT9 3.500 07/12/2028							
1,300,000.000	96.3540	1,252,602.00	1,248,988.00	3,614.00	1.0	45,500.00	3.63
International Finance Corp - 45950KDD9 Medium Term Note 4.500 07/13/2028							
100,000.000	100.0380	100,038.00	99,889.00	149.00	0.1	4,500.00	4.50
Royal Bank Of Canada - 78013XZU5 Medium Term Note 2.550 7/16/2024							
40,000.000	99.8580	39,943.20	40,598.00	-654.80	0.0	1,020.00	2.55
Royal Bk Cda - 78016EZ59 Medium Term Note 3.375 04/14/2025							
20,000.000	98.3100	19,662.00	19,992.60	-330.60	0.0	675.00	3.43
Royal Bk Cda - 78016FZW7 Medium Term Note 4.900 01/12/2028							
80,000.000	99.2100	79,368.00	79,957.60	-589.60	0.1	3,920.00	4.94



CITY OF MENIFEE  
ACCOUNT NUMBER: 6736302020

Page 27 of 48  
June 1, 2024 to June 30, 2024

### ASSET DETAIL (continued)

#### Security Description

Shares/Face Amt	Price	Market Value	Tax Cost	Unrealized Gain/Loss	Percent of Total Portfolio	Estimated Annual Income	Estimated Current Yield
Royal Bk Cda - 78016HZV5 Medium Term Note 4.950 02/01/2029							
1,550,000.000	99.5290	1,542,699.50	1,530,273.50	12,426.00	1.2	76,725.00	4.97
Toronto Dominion Bank - 89115A2K7 Medium Term Note 5.103 01/09/2026							
80,000.000	99.6350	79,708.00	79,890.40	-182.40	0.1	4,082.40	5.12
Toronto Dominion Bank - 89115A2U5 Medium Term Note 5.523 07/17/2028							
1,400,000.000	101.2420	1,417,388.00	1,406,219.50	11,168.50	1.1	77,322.00	5.45
<b>Total Foreign Issues</b>		<b>\$5,029,079.05</b>	<b>\$5,014,714.85</b>	<b>\$14,364.20</b>	<b>4.0</b>	<b>\$227,369.40</b>	
<b>Total Taxable Bonds</b>		<b>\$125,499,173.54</b>	<b>\$128,231,429.26</b>	<b>-\$2,732,255.72</b>	<b>99.3</b>	<b>\$3,826,242.53</b>	
<b>Total Assets</b>		<b>\$126,369,305.46</b>	<b>\$129,101,561.18</b>	<b>-\$2,732,255.72</b>	<b>100.0</b>	<b>\$3,871,358.62</b>	
<b>Estimated Current Yield</b>							<b>3.06</b>

### ASSET DETAIL MESSAGES

Time of trade execution and trading party (if not disclosed) will be provided upon request.

Publicly traded assets are valued in accordance with market quotations or valuation methodologies from financial industry services believed by us to be reliable. Assets that are not publicly traded may be reflected at values from other external sources. Assets for which a current value is not available may be reflected at a previous value or as not valued, at par value, or at a nominal value. Values shown do not necessarily reflect prices at which assets could be bought or sold. Values are updated based on internal policy and may be updated less frequently than statement generation.

Estimated Current Yield and Estimated Annual Income are estimates provided for informational purposes only and should not be relied on for making investment, trading, or tax decisions. The estimates may not represent the actual value earned by your investments and they provide no guarantee of what your investments may earn in the future.

CITY OF MENIFEE  
ACCOUNT NUMBER: 6736302020Page 28 of 48  
June 1, 2024 to June 30, 2024

## TRANSACTION DETAIL

Date Posted	Activity	Description	Cash	Tax Cost
<b>Beginning Balance 06/01/2024</b>			<b>\$0.00</b>	<b>\$129,349,233.80</b>
06/03/24	Sale	Full Call 40,000 \$1 Pv Jpmorgan Chase Co 0.824% 6/01/25 On 06/01/24 At 1.00 USD Lt Capital Loss Of 48.60- USD On Federal Cost Federal Tax Cost 40,048.60 USD Corporate Action Id: 554254	40,000.00	-40,048.60
06/03/24	Asset Income	Interest Earned On Duke Energy 2.950% 12/01/26 0.01475 USD/\$1 Pv On 35,000 Par Value Due 6/1/24	516.25	
06/03/24	Asset Income	Interest Earned On Jpmorgan Chase Co 0.824% 6/01/25 0.00412 USD/\$1 Pv On 40,000 Par Value Due 6/1/24	164.80	
06/03/24	Asset Income	Interest Earned On Simon Property Group 3.750% 12/01/27 0.016875 USD/\$1 Pv On 800,000 Par Value Due 6/1/24	13,500.00	
06/03/24	Asset Income	Interest Earned On Federated Hermes Govt Obligs Is Interest From 5/1/24 To 5/31/24	26,676.33	
06/04/24	Cash Receipt	Cash Receipt Transfer From Another Account	4,411.92	
06/04/24	Purchase	Purchased 1,500,000 Par Value Of F H L M C Mltcl Mt 3.422% 2/25/52 Trade Date 5/30/24 Purchased Through Wells Fargo Securities, LLC Swift External Ref#: 8415103133636093 1,500,000 Par Value At 93.67968733 %	-1,405,195.31	1,405,195.31
06/04/24	Purchase Accrued Interest	Paid Accrued Interest On Purchase Of F H L M C Mltcl Mt 3.422% 2/25/52 Income Debit 427.75- USD	-427.75	
06/07/24	Asset Income	Interest Earned On Bank Montreal Mtn 3.700% 6/07/25 0.0185 USD/\$1 Pv On 75,000 Par Value Due 6/7/24	1,387.50	





CITY OF MENIFEE  
ACCOUNT NUMBER: 6736302020

Page 29 of 48  
June 1, 2024 to June 30, 2024

### TRANSACTION DETAIL (continued)

Date Posted	Activity	Description	Cash	Tax Cost
06/10/24	Purchase	Purchased 1,600,000 Par Value Of National Rural Util 3.700% 3/15/29 Trade Date 6/7/24 Purchased Through Deutsche Bank Securities, Inc. Purchased On The Marketaxess Corporation Swift External Ref#: 8415903133651372 1,600,000 Par Value At 94.232 %	-1,507,712.00	1,507,712.00
06/10/24	Purchase Accrued Interest	Paid Accrued Interest On Purchase Of National Rural Util 3.700% 3/15/29 Income Debit 13,977.78- USD	-13,977.78	
06/10/24	Purchase	Purchased 1,300,000 Par Value Of Intl Bk M T N 3.500% 7/12/28 Trade Date 6/7/24 Purchased Through Td Securities (USA) Purchased On The Marketaxess Corporation Swift External Ref#: 8415903133651276 1,300,000 Par Value At 96.076 %	-1,248,988.00	1,248,988.00
06/10/24	Purchase Accrued Interest	Paid Accrued Interest On Purchase Of Intl Bk M T N 3.500% 7/12/28 Income Debit 18,705.56- USD	-18,705.56	
06/10/24	Purchase	Purchased 900,000 Par Value Of Bank New York M T N 4.543% 2/01/29 Trade Date 6/7/24 Purchased Through Deutsche Bank Securities, Inc. Purchased On The Marketaxess Corporation Swift External Ref#: 8415903133651375 900,000 Par Value At 97.979 %	-881,811.00	881,811.00
06/10/24	Purchase Accrued Interest	Paid Accrued Interest On Purchase Of Bank New York M T N 4.543% 2/01/29 Income Debit 14,651.18- USD	-14,651.18	
06/10/24	Sale	Sold 5,000,000 Par Value Of F H L B Deb 0.625% 3/24/25 Trade Date 6/7/24 Sold Through Pnc Bank Na/Pnc Cap Markets Sold On The Marketaxess Corporation Swift External Ref#: 8415903133651129 5,000,000 Par Value At 96.432 %	4,821,600.00	-5,000,000.00

CITY OF MENIFEE  
ACCOUNT NUMBER: 6736302020Page 30 of 48  
June 1, 2024 to June 30, 2024**TRANSACTION DETAIL (continued)**

<b>Date Posted</b>	<b>Activity</b>	<b>Description</b>	<b>Cash</b>	<b>Tax Cost</b>
06/10/24	Sell Accrued Interest	Received Accrued Interest On Sale Of F H L B Deb 0.625% 3/24/25 Income Credit 6,597.22 USD	6,597.22	
06/10/24	Asset Income	Interest Earned On F F C B Deb 0.650% 6/09/25 0.00325 USD/\$1 Pv On 4,000,000 Par Value Due 6/9/24	13,000.00	
06/10/24	Asset Income	Interest Earned On F H L B Deb 4.250% 12/10/27 0.02125 USD/\$1 Pv On 200,000 Par Value Due 6/10/24	4,250.00	
06/10/24	Asset Income	Interest Earned On Toronto Dominion Mtn 4.108% 6/08/27 0.02054 USD/\$1 Pv On 40,000 Par Value Due 6/10/24	821.60	
06/11/24	Purchase	Purchased 570,000 Par Value Of Bmw Vehicle Owner 5.180% 2/26/29 Trade Date 6/4/24 Purchased Through J.P. Morgan Securities LLC Purchased On The Offexchange Transactions List Swift External Ref#: 8415603133643589 570,000 Par Value At 99.98481053 %	-569,913.42	569,913.42
06/13/24	Asset Income	Interest Earned On F H L B Deb 4.625% 12/13/24 0.023125 USD/\$1 Pv On 210,000 Par Value Due 6/13/24	4,856.25	
06/17/24	Asset Income	Interest Earned On F N M A 0.500% 6/17/25 0.0025 USD/\$1 Pv On 70,000 Par Value Due 6/17/24	175.00	
06/17/24	Asset Income	Interest Earned On Toyota Auto Rec 0.710% 4/15/26 \$0.00059/Pv On 34,665.52 Pv Due 6/15/24	20.51	
06/17/24	Sale	Paid Down 3,442.43 Par Value Of Toyota Auto Rec 0.710% 4/15/26 Trade Date 6/15/24	3,442.43	-3,241.94
06/17/24	Asset Income	Interest Earned On Gm Fin Cons Auto 0.680% 9/16/26 \$0.00057/Pv On 4,922.80 Pv Due 6/16/24	2.79	



CITY OF MENIFEE  
ACCOUNT NUMBER: 6736302020

Page 31 of 48  
June 1, 2024 to June 30, 2024

**TRANSACTION DETAIL (continued)**

Date Posted	Activity	Description	Cash	Tax Cost
06/17/24	Sale	Paid Down 450.12 Par Value Of Gm Fin Cons Auto 0.680% 9/16/26 Trade Date 6/16/24	450.12	-450.11
06/17/24	Asset Income	Interest Earned On Gm Fin Cons Auto 1.260% 11/16/26 \$0.00105/Pv On 5,865.53 Pv Due 6/16/24	6.16	
06/17/24	Sale	Paid Down 507.36 Par Value Of Gm Fin Cons Auto 1.260% 11/16/26 Trade Date 6/16/24	507.36	-507.32
06/17/24	Asset Income	Interest Earned On Toyota Auto Recv 0.260% 5/15/25 \$0.00022/Pv On 281.18 Pv Due 6/15/24	0.06	
06/17/24	Sale	Paid Down 281.18 Par Value Of Toyota Auto Recv 0.26003% 5/15/25 Cmo Final Paydown	281.18	-281.13
06/17/24	Asset Income	Interest Earned On Honda Auto Rec Own 1.880% 5/15/26 \$0.00157/Pv On 64,229.20 Pv Due 6/15/24	100.62	
06/17/24	Sale	Paid Down 5,405.87 Par Value Of Honda Auto Rec Own 1.880% 5/15/26 Trade Date 6/15/24	5,405.87	-5,199.98
06/17/24	Asset Income	Interest Earned On Hyundai Auto Rec 2.220% 10/15/26 \$0.00185/Pv On 17,130.21 Pv Due 6/15/24	31.69	
06/17/24	Sale	Paid Down 1,416.63 Par Value Of Hyundai Auto Rec 2.220% 10/15/26 Trade Date 6/15/24	1,416.63	-1,416.58
06/17/24	Asset Income	Interest Earned On Hyundai Auto Rec Tr 0.740% 5/15/26 \$0.00062/Pv On 8,555.82 Pv Due 6/15/24	5.28	
06/17/24	Sale	Paid Down 995.6 Par Value Of Hyundai Auto Rec Tr 0.740% 5/15/26 Trade Date 6/15/24	995.60	-981.33

CITY OF MENIFEE  
ACCOUNT NUMBER: 6736302020Page 32 of 48  
June 1, 2024 to June 30, 2024**TRANSACTION DETAIL (continued)**

<b>Date Posted</b>	<b>Activity</b>	<b>Description</b>	<b>Cash</b>	<b>Tax Cost</b>
06/17/24	Asset Income	Interest Earned On John Deere Owner 2.320% 9/15/26 \$0.00193/Pv On 5,928.74 Pv Due 6/15/24	11.46	
06/17/24	Sale	Paid Down 376.04 Par Value Of John Deere Owner 2.320% 9/15/26 Trade Date 6/15/24	376.04	-375.96
06/17/24	Asset Income	Interest Earned On John Deere Own 0.520% 3/16/26 \$0.00043/Pv On 5,015.05 Pv Due 6/15/24	2.17	
06/17/24	Sale	Paid Down 604.22 Par Value Of John Deere Own 0.520% 3/16/26 Trade Date 6/15/24	604.22	-604.17
06/17/24	Asset Income	Interest Earned On John Deere Ownr Tr 3.740% 2/16/27 \$0.00312/Pv On 13,950.55 Pv Due 6/15/24	43.48	
06/17/24	Sale	Paid Down 748.21 Par Value Of John Deere Ownr Tr 3.740% 2/16/27 Trade Date 6/15/24	748.21	-748.14
06/17/24	Asset Income	Interest Earned On John Deere Owner 5.090% 6/15/27 \$0.00424/Pv On 25,000.00 Pv Due 6/15/24	106.04	
06/17/24	Asset Income	Interest Earned On John Deere Owner 5.010% 11/15/27 \$0.00418/Pv On 20,000.00 Pv Due 6/15/24	83.50	
06/17/24	Asset Income	Interest Earned On Mercedes Benz Auto 4.510% 11/15/27 \$0.00376/Pv On 35,000.00 Pv Due 6/15/24	131.54	
06/17/24	Asset Income	Interest Earned On Toyota Auto Rec 3.760% 4/15/27 \$0.00313/Pv On 25,000.00 Pv Due 6/15/24	78.33	
06/17/24	Asset Income	Interest Earned On F F C B Deb 4.250% 12/15/28 0.02125 USD/\$1 Pv On 270,000 Par Value Due 6/15/24	5,737.50	



CITY OF MENIFEE  
ACCOUNT NUMBER: 6736302020

Page 33 of 48  
June 1, 2024 to June 30, 2024

**TRANSACTION DETAIL (continued)**

Date Posted	Activity	Description	Cash	Tax Cost
06/17/24	Asset Income	Interest Earned On National Rural Mtn 3.450% 6/15/25 0.01725 USD/\$1 Pv On 10,000 Par Value Due 6/15/24	172.50	
06/17/24	Asset Income	Interest Earned On Prologis L P 4.875% 6/15/28 0.024375 USD/\$1 Pv On 1,600,000 Par Value Due 6/15/24	39,000.00	
06/17/24	Asset Income	Interest Earned On U S Treasury Nt 4.000% 12/15/25 0.02 USD/\$1 Pv On 820,000 Par Value Due 6/15/24	16,400.00	
06/17/24	Asset Income	Interest Earned On U S Treasury Nt 4.125% 6/15/26 0.020625 USD/\$1 Pv On 800,000 Par Value Due 6/15/24	16,500.00	
06/17/24	Asset Income	Interest Earned On U S Treasury Nt 4.375% 12/15/26 0.021875 USD/\$1 Pv On 800,000 Par Value Due 6/15/24	17,500.00	
06/17/24	Asset Income	Interest Earned On F H L B Deb 0.875% 6/16/26 0.004375 USD/\$1 Pv On 5,000,000 Par Value Due 6/16/24	21,875.00	
06/18/24	Asset Income	Interest Earned On Honda Auto Rec Owner 5.270% 11/20/28 \$0.00395/Pv On 210,000.00 Pv Due 6/18/24	830.03	
06/18/24	Purchase	Purchased 1,500,000 Par Value Of U S Treasury Nt 4.625% 6/15/27 Trade Date 6/17/24 Purchased Through J.P. Morgan Securities LLC Purchased On The Offexchange Transactions List Swift External Ref#: 8416903133671360 1,500,000 Par Value At 100.378906 %	-1,505,683.59	1,505,683.59
06/18/24	Purchase Accrued Interest	Paid Accrued Interest On Purchase Of U S Treasury Nt 4.625% 6/15/27 Income Debit 568.65- USD	-568.65	
06/18/24	Asset Income	Interest Earned On Toyota Mtr Cr Mtn 1.125% 6/18/26 0.005625 USD/\$1 Pv On 40,000 Par Value Due 6/18/24	225.00	



CITY OF MENIFEE  
ACCOUNT NUMBER: 6736302020

Page 34 of 48  
June 1, 2024 to June 30, 2024

### TRANSACTION DETAIL (continued)

Date Posted	Activity	Description	Cash	Tax Cost
06/20/24	Asset Income	Interest Earned On Bank Amer Corp Mtn 1.319% 6/19/26 0.006595 USD/\$1 Pv On 40,000 Par Value Due 6/19/24	263.80	
06/21/24	Asset Income	Interest Earned On Honda Auto Rec 0.880% 1/21/26 \$0.00073/Pv On 4,464.09 Pv Due 6/21/24	3.27	
06/21/24	Sale	Paid Down 468.34 Par Value Of Honda Auto Rec 0.880% 1/21/26 Trade Date 6/21/24	468.34	-468.24
06/21/24	Sale	Paid Down 40.26 Par Value Of Honda Auto 0.270% 4/21/25 Trade Date 6/21/24	40.26	-40.26
06/21/24	Cash Receipt	Cash Receipt Interest Due 43813Gac5 6/21/24	0.01	
06/21/24	Purchase	Purchased 800,000 Par Value Of U S Treasury Nt 4.125% 3/31/29 Trade Date 6/20/24 Purchased Through Bmo Capital Markets Corp/Bonds Purchased On The Offexchange Transactions List Swift External Ref#: 8417203133683377 800,000 Par Value At 99.20703125 %	-793,656.25	793,656.25
06/21/24	Purchase Accrued Interest	Paid Accrued Interest On Purchase Of U S Treasury Nt 4.125% 3/31/29 Income Debit 7,393.44- USD	-7,393.44	
06/21/24	Purchase	Purchased 750,000 Par Value Of U S Treasury Bd 5.250% 2/15/29 Trade Date 6/20/24 Purchased Through BofA Securities, Inc. Purchased On The Offexchange Transactions List Swift External Ref#: 8417203133683354 750,000 Par Value At 104.37890667 %	-782,841.80	782,841.80
06/21/24	Purchase Accrued Interest	Paid Accrued Interest On Purchase Of U S Treasury Bd 5.250% 2/15/29 Income Debit 13,737.98- USD	-13,737.98	



CITY OF MENIFEE  
ACCOUNT NUMBER: 6736302020

Page 35 of 48  
June 1, 2024 to June 30, 2024

**TRANSACTION DETAIL (continued)**

Date Posted	Activity	Description	Cash	Tax Cost
06/21/24	Purchase	Purchased 1,600,000 Par Value Of U S Treasury Nt 4.500% 5/31/29 Trade Date 6/20/24 Purchased Through J.P. Morgan Securities LLC Purchased On The Offexchange Transactions List Swift External Ref#: 8417203133683385 1,600,000 Par Value At 100.92578125 %	-1,614,812.50	1,614,812.50
06/21/24	Purchase Accrued Interest	Paid Accrued Interest On Purchase Of U S Treasury Nt 4.500% 5/31/29 Income Debit 4,131.15- USD	-4,131.15	
06/21/24	Sale	Sold 5,000,000 Par Value Of F H L B Deb 0.750% 6/30/25 Trade Date 6/20/24 Sold Through Pershing LLC Sold On The Marketaxess Corporation Swift External Ref#: 8417203133683339 5,000,000 Par Value At 95.64 %	4,782,000.00	-5,000,000.00
06/21/24	Sell Accrued Interest	Received Accrued Interest On Sale Of F H L B Deb 0.750% 6/30/25 Income Credit 17,812.50 USD	17,812.50	
06/24/24	Asset Income	Interest Earned On F F C B Deb 0.800% 6/22/26 0.004 USD/\$1 Pv On 5,000,000 Par Value Due 6/22/24	20,000.00	
06/24/24	Sale	Full Call 20,000 \$1 Pv Jpmorgan Chase 0.969% 6/23/25 On 06/23/24 At 1.00 USD Lt Capital Loss Of 15.45- USD On Federal Cost Federal Tax Cost 20,015.45 USD Corporate Action Id: 555006	20,000.00	-20,015.45
06/24/24	Asset Income	Interest Earned On Jpmorgan Chase 0.969% 6/23/25 0.004845 USD/\$1 Pv On 20,000 Par Value Due 6/23/24	96.90	
06/25/24	Asset Income	Interest Earned On F H L B Gtd Remic 3.171% 10/25/24 \$0.00264/Pv On 33,769.02 Pv Due 6/25/24	89.23	

CITY OF MENIFEE  
ACCOUNT NUMBER: 6736302020Page 36 of 48  
June 1, 2024 to June 30, 2024**TRANSACTION DETAIL (continued)**

<b>Date Posted</b>	<b>Activity</b>	<b>Description</b>	<b>Cash</b>	<b>Tax Cost</b>
06/25/24	Sale	Paid Down 635.34 Par Value Of F H L B Gtd Remic 3.171% 10/25/24 Trade Date 6/25/24	635.34	-683.44
06/25/24	Asset Income	Interest Earned On F H L M C Mltcl Mtg 2.670% 12/25/24 \$0.00223/Pv On 15,000.00 Pv Due 5/25/24	33.38	
06/25/24	Sale	Paid Down 150.58 Par Value Of F H L M C Mltcl Mtg 2.670% 12/25/24 Trade Date 5/25/24	150.58	-151.99
06/25/24	Asset Income	Interest Earned On F H L M C Mltcl Mt 3.064% 8/25/24 \$0.00255/Pv On 15,452.57 Pv Due 6/25/24	39.46	
06/25/24	Sale	Paid Down 3,196.95 Par Value Of F H L M C Mltcl Mt 3.064% 8/25/24 Trade Date 6/25/24	3,196.95	-3,252.90
06/25/24	Asset Income	Interest Earned On F H L M C Mltcl Mt 3.284% 6/25/25 0.002737 USD/\$1 Pv On 60,000 Par Value Due 6/25/24	164.20	
06/25/24	Asset Income	Interest Earned On F H L M C Mltcl Mtg 2.525% 5/25/26 0.002104 USD/\$1 Pv On 120,000 Par Value Due 6/25/24	252.50	
06/25/24	Asset Income	Interest Earned On F H L M C Mltcl Mt 3.303% 11/25/27 0.002752 USD/\$1 Pv On 30,000 Par Value Due 6/25/24	82.58	
06/25/24	Asset Income	Interest Earned On F H L M C Mltcl Mt 3.900% 8/25/28 \$0.00325/Pv On 1,500,000.00 Pv Due 6/25/24	4,875.00	
06/25/24	Asset Income	Interest Earned On Bmw Vehicle Lease 5.160% 11/25/25 \$0.00430/Pv On 109,129.00 Pv Due 6/25/24	469.26	
06/25/24	Sale	Paid Down 12,240.89 Par Value Of Bmw Vehicle Lease 5.160% 11/25/25 Trade Date 6/25/24	12,240.89	-12,263.03





CITY OF MENIFEE  
ACCOUNT NUMBER: 6736302020

Page 37 of 48  
June 1, 2024 to June 30, 2024

**TRANSACTION DETAIL (continued)**

Date Posted	Activity	Description	Cash	Tax Cost
06/25/24	Asset Income	Interest Earned On Bmw Veh Owner Tr 3.210% 8/25/26 \$0.00268/Pv On 10,188.25 Pv Due 6/25/24	27.25	
06/25/24	Sale	Paid Down 854.99 Par Value Of Bmw Veh Owner Tr 3.210% 8/25/26 Trade Date 6/25/24	854.99	-854.95
06/25/24	Asset Income	Interest Earned On F H L M C Mltcl Mtg 3.329% 5/25/25 \$0.00277/Pv On 34,905.95 Pv Due 6/25/24	96.83	
06/25/24	Sale	Paid Down 69.17 Par Value Of F H L M C Mltcl Mtg 3.329% 5/25/25 Trade Date 6/25/24	69.17	-71.09
06/25/24	Asset Income	Interest Earned On F H L M C Mltcl Mt 3.334% 8/25/25 \$0.00278/Pv On 25,000.00 Pv Due 6/25/24	69.46	
06/25/24	Asset Income	Interest Earned On F H L M C Mltcl Mtg 2.995% 12/25/25 \$0.00250/Pv On 125,000.00 Pv Due 6/25/24	311.98	
06/25/24	Asset Income	Interest Earned On F H L M C Mltcl Mtg 2.745% 1/25/26 \$0.00229/Pv On 70,000.00 Pv Due 6/25/24	160.13	
06/25/24	Asset Income	Interest Earned On F H L M C Mltcl Mt 2.653% 8/25/26 \$0.00221/Pv On 125,000.00 Pv Due 6/25/24	276.35	
06/25/24	Asset Income	Interest Earned On F H L M C Mltcl Mtg 3.413% 12/25/26 \$0.00284/Pv On 70,000.00 Pv Due 6/25/24	199.09	
06/25/24	Asset Income	Interest Earned On F H L M C Mltcl Mt 3.430% 1/25/27 \$0.00286/Pv On 70,000.00 Pv Due 6/25/24	200.08	
06/25/24	Asset Income	Interest Earned On F H L M C Mltcl Mt 3.187% 9/25/27 \$0.00266/Pv On 100,000.00 Pv Due 6/25/24	265.58	

CITY OF MENIFEE  
ACCOUNT NUMBER: 6736302020Page 38 of 48  
June 1, 2024 to June 30, 2024**TRANSACTION DETAIL (continued)**

<b>Date Posted</b>	<b>Activity</b>	<b>Description</b>	<b>Cash</b>	<b>Tax Cost</b>
06/25/24	Asset Income	Interest Earned On F H L M C Mltcl Mt 2.525% 10/25/26 \$0.00210/Pv On 125,000.00 Pv Due 6/25/24	263.02	
06/25/24	Asset Income	Interest Earned On F H L M C Mltcl Mtg 2.031% 9/25/28 \$0.00169/Pv On 135,000.00 Pv Due 6/25/24	228.49	
06/28/24	Asset Income	Interest Earned On F H L M C Mltcl Mtg 3.241% 9/25/24 \$0.00270/Pv On 13,104.14 Pv Due 6/25/24	35.39	
06/28/24	Sale	Paid Down 1,286.99 Par Value Of F H L M C Mltcl Mtg 3.241% 9/25/24 Trade Date 6/25/24	1,286.99	-1,354.96
06/28/24	Purchase	Purchased 800,000 Par Value Of U S Treasury Nt 3.125% 8/31/27 Trade Date 6/27/24 Purchased Through J.P. Morgan Securities LLC Purchased On The Offexchange Transactions List Swift External Ref#: 8417903133697381 800,000 Par Value At 96.02734375 %	-768,218.75	768,218.75
06/28/24	Purchase Accrued Interest	Paid Accrued Interest On Purchase Of U S Treasury Nt 3.125% 8/31/27 Income Debit 8,152.17- USD	-8,152.17	
06/28/24	Purchase	Purchased 800,000 Par Value Of U S Treasury Nt 4.125% 10/31/27 Trade Date 6/27/24 Purchased Through BofA Securities, Inc. Purchased On The Offexchange Transactions List Swift External Ref#: 8417903133697392 800,000 Par Value At 98.984375 %	-791,875.00	791,875.00
06/28/24	Purchase Accrued Interest	Paid Accrued Interest On Purchase Of U S Treasury Nt 4.125% 10/31/27 Income Debit 5,290.76- USD	-5,290.76	



CITY OF MENIFEE  
ACCOUNT NUMBER: 6736302020

Page 39 of 48  
June 1, 2024 to June 30, 2024

### TRANSACTION DETAIL (continued)

Date Posted	Activity	Description	Cash	Tax Cost
06/28/24	Purchase	Purchased 800,000 Par Value Of U S Treasury Nt 4.625% 4/30/29 Trade Date 6/27/24 Purchased Through J.P. Morgan Securities LLC Purchased On The Offexchange Transactions List Swift External Ref#: 8417903133697407 800,000 Par Value At 101.34765625 %	-810,781.25	810,781.25
06/28/24	Purchase Accrued Interest	Paid Accrued Interest On Purchase Of U S Treasury Nt 4.625% 4/30/29 Income Debit 5,932.07- USD	-5,932.07	
	Purchase	Combined Purchases For The Period 6/ 1/24 - 6/30/24 Of Federated Hermes Govt Obligs Is	-3,008,987.47	3,008,987.47
	Sale	Combined Sales For The Period 6/ 1/24 - 6/30/24 Of Federated Hermes Govt Obligs Is	5,845,137.39	-5,845,137.39
<b>Ending Balance 06/30/2024</b>			<b>\$0.00</b>	<b>\$129,101,561.18</b>



CITY OF MENIFEE  
ACCOUNT NUMBER: 6736302020

Page 40 of 48  
June 1, 2024 to June 30, 2024

### SALE/MATURITY SUMMARY

	Settlement Date	Description	Tax Cost	Proceeds	Estimated Gain/Loss
<b>Taxable Bonds</b>					
<b>Bmw Veh Owner Tr</b> <b>A B S Ser 2022 A CI A 3</b> <b>08/25/2026 Var</b> <b>BVO3226</b>					
	06/25/24	Paid Down 854.99 Par Value Trade Date 6/25/24	-854.95	854.99	0.04
<b>Bmw Vehicle Lease</b> <b>A B S Ser 2023 1 CI A 3</b> <b>5.160 11/25/2025</b> <b>05593AAC3</b>					
	06/25/24	Paid Down 12,240.89 Par Value Trade Date 6/25/24	-12,263.03	12,240.89	-22.14
<b>F H L B Gtd R E M I C Pass Thru</b> <b>C M O Ser K041 CI A2</b> <b>3.171 10/25/2024</b> <b>3137BFE98</b>					
	06/25/24	Paid Down 635.34 Par Value Trade Date 6/25/24	-683.44	635.34	-48.10
<b>F H L M C Multiclass Mtg Partn</b> <b>C M O Ser K040 CI A2</b> <b>3.241 09/25/2024</b> <b>FHL3224</b>					
	06/28/24	Paid Down 1,286.99 Par Value Trade Date 6/25/24	-1,354.96	1,286.99	-67.97



CITY OF MENIFEE  
ACCOUNT NUMBER: 6736302020

Page 41 of 48  
June 1, 2024 to June 30, 2024

### SALE/MATURITY SUMMARY (continued)

	Settlement Date	Description	Tax Cost	Proceeds	Estimated Gain/Loss
<b>F H L M C Multiclass Mtg Partn</b> <b>C M O Ser K042 CI A2</b> <b>2.670 12/25/2024</b> <b>3137BFXT3</b>					
	06/25/24	Paid Down 150.58 Par Value Trade Date 5/25/24	-151.99	150.58	-1.41
<b>F H L M C Multiclass Mtg Partn</b> <b>C M O Ser K047 CI A2</b> <b>3.329 05/25/2025</b> <b>FHL3325A</b>					
	06/25/24	Paid Down 69.17 Par Value Trade Date 6/25/24	-71.09	69.17	-1.92
<b>F H L M C Multiclass Mtg Partn</b> <b>C M O Ser K728 CI A2</b> <b>08/25/2024 Var</b> <b>FHL3024</b>					
	06/25/24	Paid Down 3,196.95 Par Value Trade Date 6/25/24	-3,252.90	3,196.95	-55.95
<b>Federal Home Loan Bks</b> <b>0.625 03/24/2025</b> <b>3130AMST0</b>					
	06/10/24	Sold 5,000,000 Par Value Trade Date 6/7/24 Sold Through Pnc Bank Na/Pnc Cap Markets Sold On The Marketaxess Corporation Swift External Ref#: 8415903133651129 5,000,000 Par Value At 96.432 %	-5,000,000.00	4,821,600.00	-178,400.00

CITY OF MENIFEE  
ACCOUNT NUMBER: 6736302020Page 42 of 48  
June 1, 2024 to June 30, 2024**SALE/MATURITY SUMMARY (continued)**

	Settlement Date	Description	Tax Cost	Proceeds	Estimated Gain/Loss
<b>Federal Home Loan Bks</b>					
<b>0.750 06/30/2025</b>					
<b>3130AMX31</b>					
	06/21/24	Sold 5,000,000 Par Value Trade Date 6/20/24 Sold Through Pershing LLC Sold On The Marketaxess Corporation Swift External Ref#: 8417203133683339 5,000,000 Par Value At 95.64 %	-5,000,000.00	4,782,000.00	-218,000.00
<b>Gm Fin Cons Auto Rec</b>					
<b>A B S Ser 2022 1 CI A3</b>					
<b>1.260 11/16/2026</b>					
<b>GFC1226</b>					
	06/17/24	Paid Down 507.36 Par Value Trade Date 6/16/24	-507.32	507.36	0.04
<b>Gm Fin Cons Auto Rec Tr</b>					
<b>A B S Ser 2021 4 CI A 3</b>					
<b>0.680 09/16/2026</b>					
<b>GFC0626</b>					
	06/17/24	Paid Down 450.12 Par Value Trade Date 6/16/24	-450.11	450.12	0.01
<b>Honda Auto Rec Ownr Tr</b>					
<b>A B S Ser 2022 1 CI A 3</b>					
<b>1.880 05/15/2026</b>					
<b>HAR1826</b>					
	06/17/24	Paid Down 5,405.87 Par Value Trade Date 6/15/24	-5,199.98	5,405.87	205.89



CITY OF MENIFEE  
ACCOUNT NUMBER: 6736302020

Page 43 of 48  
June 1, 2024 to June 30, 2024

### SALE/MATURITY SUMMARY (continued)

	Settlement Date	Description	Tax Cost	Proceeds	Estimated Gain/Loss
Honda Auto Rec Ownr Tr 2021 4 A B S Ser 2021 4 CI A3 01/21/2026 Var HAR0826					
	06/21/24	Paid Down 468.34 Par Value Trade Date 6/21/24	-468.24	468.34	0.10
Honda Auto Receivables A B S Ser 2021 1 CI A3 0.270 04/21/2025 43813GAC5					
	06/21/24	Paid Down 40.26 Par Value Trade Date 6/21/24	-40.26	40.26	
Hyundai Auto Rec Tr A B S Ser 2021 C CI A3 0.740 05/15/2026 HAR0726					
	06/17/24	Paid Down 995.6 Par Value Trade Date 6/15/24	-981.33	995.60	14.27
Hyundai Auto Rec Tr A B S Ser 2022 A CI A3 10/15/2026 Var HAR2226					
	06/17/24	Paid Down 1,416.63 Par Value Trade Date 6/15/24	-1,416.58	1,416.63	0.05

CITY OF MENIFEE  
ACCOUNT NUMBER: 6736302020Page 44 of 48  
June 1, 2024 to June 30, 2024

## SALE/MATURITY SUMMARY (continued)

	Settlement Date	Description	Tax Cost	Proceeds	Estimated Gain/Loss
John Deere Own A B S Ser 2021 B CI A 3 03/16/2026 Var JDO0926					
	06/17/24	Paid Down 604.22 Par Value Trade Date 6/15/24	-604.17	604.22	0.05
John Deere Owner Tr A B S Ser 2022 CI A 3 09/15/2026 Var JDO2326					
	06/17/24	Paid Down 376.04 Par Value Trade Date 6/15/24	-375.96	376.04	0.08
John Deere Ownr Tr A B S Ser 2022 B CI A3 02/16/2027 Var JDO6827					
	06/17/24	Paid Down 748.21 Par Value Trade Date 6/15/24	-748.14	748.21	0.07
Jpmorgan Chase Co 0.824 06/01/2025 46647PCH7					
	06/03/24	Full Call 40,000 40,000 \$1 Pv On 06/01/24 At 1.00 USD Lt Capital Loss Of 48.60- USD On Federal Cost Federal Tax Cost 40,048.60 USD Corporate Action Id: 554254	-40,048.60	40,000.00	-48.60





CITY OF MENIFEE  
ACCOUNT NUMBER: 6736302020

Page 45 of 48  
June 1, 2024 to June 30, 2024

### SALE/MATURITY SUMMARY (continued)

	Settlement Date	Description	Tax Cost	Proceeds	Estimated Gain/Loss
<b>Jpmorgan Chase Co</b>					
<b>0.969 06/23/2025</b>					
<b>46647PCK0</b>					
	06/24/24	Full Call 20,000 20,000 \$1 Pv On 06/23/24 At 1.00 USD Lt Capital Loss Of 15.45- USD On Federal Cost Federal Tax Cost 20,015.45 USD Corporate Action Id: 555006	-20,015.45	20,000.00	-15.45
<b>Toyota Auto Rec Own Tr</b>					
<b>A B S Ser 2021 D CI A 3</b>					
<b>04/15/2026 Var</b>					
<b>TAR0726</b>					
	06/17/24	Paid Down 3,442.43 Par Value Trade Date 6/15/24	-3,241.94	3,442.43	200.49
<b>Toyota Auto Recv Tr</b>					
<b>A B S Ser 2021 A CI A3</b>					
<b>0.260 05/15/2025</b>					
<b>TAR0325A</b>					
	06/17/24	Paid Down 281.18 Par Value Cmo Final Paydown	-281.13	281.18	0.05
<b>Total Taxable Bonds</b>			<b>-\$10,093,011.57</b>	<b>\$9,696,771.17</b>	<b>-\$396,240.40</b>
<b>Total Sales &amp; Maturities</b>			<b>-\$10,093,011.57</b>	<b>\$9,696,771.17</b>	<b>-\$396,240.40</b>



CITY OF MENIFEE  
ACCOUNT NUMBER: 6736302020

Page 46 of 48  
June 1, 2024 to June 30, 2024

---

**SALE/MATURITY SUMMARY MESSAGES**

---

Estimated Year-To-Date Short-Term Gain (Loss): \$221.43

Estimated Year-To-Date Long-Term Gain (Loss): (\$556,717.37)

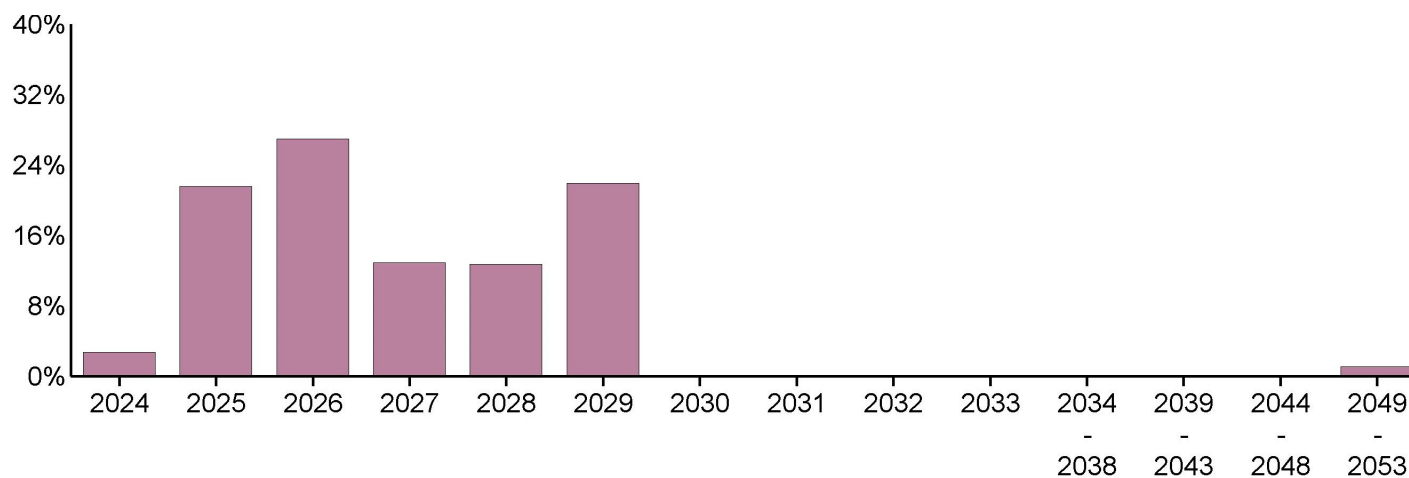
Estimates should not be used for tax purposes



CITY OF MENIFEE  
ACCOUNT NUMBER: 6736302020

Page 47 of 48  
June 1, 2024 to June 30, 2024

### BOND SUMMARY



	Par Value	Market Value	Percentage of Category
<b>MATURITY</b>			
2024	3,477,055.87	3,435,802.41	2.74
2025	28,011,724.89	27,095,553.26	21.60
2026	35,838,443.61	33,848,132.63	26.98
2027	16,558,202.34	16,219,141.09	12.92
2028	16,180,000.00	15,944,810.80	12.70
2029	27,830,000.00	27,537,783.35	21.94
2030	0.00	0.00	0.00
2031	0.00	0.00	0.00
2032	0.00	0.00	0.00
2033	0.00	0.00	0.00
2034 - 2038	0.00	0.00	0.00
2039 - 2043	0.00	0.00	0.00
2044 - 2048	0.00	0.00	0.00
2049 - 2053	1,500,000.00	1,417,950.00	1.12
<b>Total of Category</b>	<b>\$129,395,426.71</b>	<b>\$125,499,173.54</b>	<b>100.00</b>



CITY OF MENIFEE  
ACCOUNT NUMBER: 6736302020

Page 48 of 48  
June 1, 2024 to June 30, 2024

### BOND SUMMARY (continued)

	Par Value	Market Value	Percentage of Category
<b>MOODY'S RATING</b>			
Aaa	94,256,528.42	91,064,999.37	72.56
Aa2	55,000.00	51,400.05	0.04
Aa3	90,000.00	86,695.25	0.07
A1	18,137,000.00	17,796,776.77	14.18
A2	4,245,000.00	4,207,487.90	3.35
A3	7,335,000.00	7,211,282.75	5.75
Baa1	30,000.00	28,579.80	0.02
N/A	5,246,898.29	5,051,951.65	4.03
<b>Total of Category</b>	<b>\$129,395,426.71</b>	<b>\$125,499,173.54</b>	<b>100.00</b>

<b>S&amp;P RATING</b>			
AAA	4,599,372.44	4,441,936.84	3.54
AA+	33,450,000.00	31,567,554.55	25.15
AA	115,000.00	107,219.25	0.09
AA-	700,000.00	698,110.00	0.56
A+	5,195,000.00	5,165,530.80	4.12
A	12,975,000.00	12,842,889.25	10.23
A-	10,907,000.00	10,568,473.22	8.42
N/A	61,454,054.27	60,107,459.63	47.89
<b>Total of Category</b>	<b>\$129,395,426.71</b>	<b>\$125,499,173.54</b>	<b>100.00</b>

### BOND SUMMARY MESSAGES

Data contained within this section excluded Mutual Funds, Exchange Traded Funds, and Closed-Ended Funds.

## Glossary

**Accretion** - The accumulation of the value of a discounted bond until maturity.

**Adjusted Prior Market Realized Gain/Loss** - The difference between the proceeds and the Prior Market Value of the transaction.

**Adjusted Prior Market Unrealized Gain/Loss** - The difference between the Market Value and the Adjusted Prior Market Value.

**Adjusted Prior Market Value** - A figure calculated using the beginning Market Value for the fiscal year, adjusted for all asset related transactions during the period, employing an average cost methodology.

**Amortization** - The decrease in value of a premium bond until maturity.

**Asset** - Anything owned that has commercial exchange value. Assets may consist of specific property or of claims against others, in contrast to obligations due to others (liabilities).

**Bond Rating** - A measurement of a bond's quality based upon the issuer's financial condition. Ratings are assigned by independent rating services, such as Moody's, or S&P, and reflect their opinion of the issuer's ability to meet the scheduled interest and principal repayments for the bond.

**Cash** - Cash activity that includes both income and principal cash categories.

**Change in Unrealized Gain/Loss** - Also reported as Gain/Loss in Period in the Asset Detail section. This figure shows the market appreciation (depreciation) for the current period.

**Cost Basis (Book Value)** - The original price of an asset, normally the purchase price or appraised value at the time of acquisition. Book Value method maintains an average cost for each asset.

**Cost Basis (Tax Basis)** - The original price of an asset, normally the purchase price or appraised value at the time of acquisition. Tax Basis uses client determined methods such as Last-In-First-Out (LIFO), First-In-First-Out (FIFO), Average, Minimum Gain, and Maximum Gain.

**Ending Accrual** - (Also reported as Accrued Income) Income earned but not yet received, or expenses incurred but not yet paid, as of the end of the reporting period.

**Estimated Annual Income** - The amount of income a particular asset is anticipated to earn over the next year. The shares multiplied by annual income rate.

**Estimated Current Yield** - The annual rate of return on an investment expressed as a percentage. For stocks, yield is calculated by taking the annual dividend payments divided by the stock's current share price. For bonds, yield is calculated by the coupon rate divided by the bond's market price.

**Ex-Dividend Date** - (Also reported as Ex-Date) For stock trades, the person who owns the security on the ex-dividend date will earn the dividend, regardless of who currently owns the stock.

**Income Cash** - A category of cash comprised of ordinary earnings derived from investments, usually dividends and interest.

**Market Value** - The price per unit multiplied by the number of units.

**Maturity Date** - The date on which an obligation or note matures.

**Payable Date** - The date on which a dividend, mutual fund distribution, or interest on a bond will be made.

**Principal Cash** - A category of cash comprised of cash, deposits, cash withdrawals and the cash flows generated from purchases or sales of investments.

**Realized Gain/Loss Calculation** - The Proceeds less the Cost Basis of a transaction.

**Settlement Date** - The date on which a trade settles and cash or securities are credited or debited to the account.

**Trade Date** - The date a trade is legally entered into.

**Unrealized Gain/Loss** - The difference between the Market Value and Cost Basis at the end of the current period.

**Yield on/at Market** - The annual rate of return on an investment expressed as a percentage. For stocks, yield is calculated by the annual dividend payments divided by the stock's current share price. For bonds, yield is calculated by the coupon rate divided by the bond's market price.

The terms defined in this glossary are only for use when reviewing your account statement. Please contact your Relationship Manager with any questions.



024106  
-UC-181

U.S. Bank  
1555 N. Rivercenter Dr.  
Suite 300  
Milwaukee, WI 53212

000018288 06 SP 000638746960666 S

CITY OF MENIFEE  
FINANCE DEPARTMENT  
29844 HAUN ROAD  
MENIFEE, CA 92586

