

**QUESTIONS?**

If you have any questions regarding your account or this statement, please contact your Administrator.

KATHERINE ARTISHON  
EP-MN-WS4E  
60 LIVINGSTON AVE.  
ST PAUL MN 55107  
E-mail [katherine.artishon@usbank.com](mailto:katherine.artishon@usbank.com)

**Portfolio Manager:**  
TS PRT RC #1 - AUTO  
CN-OH-W6TC

**ACCOUNT NUMBER: 6736302020****CITY OF MENIFEE****This statement is for the period from August 1, 2024 to August 31, 2024**

000017411 06 SP 000638788338690 S  
CITY OF MENIFEE  
FINANCE DEPARTMENT  
29844 HAUN ROAD  
MENIFEE, CA 92586



THIS PAGE WAS INTENTIONALLY LEFT BLANK



---

**TABLE OF CONTENTS**

---

<b>Schedule</b>	<b>Page</b>
Market Value Summary .....	1
Asset Summary .....	2
Income Summary .....	3
Cash Summary .....	4
Asset Detail .....	5
Transaction Detail .....	28
Sale/Maturity Summary .....	36
Bond Summary .....	42



THIS PAGE WAS INTENTIONALLY LEFT BLANK

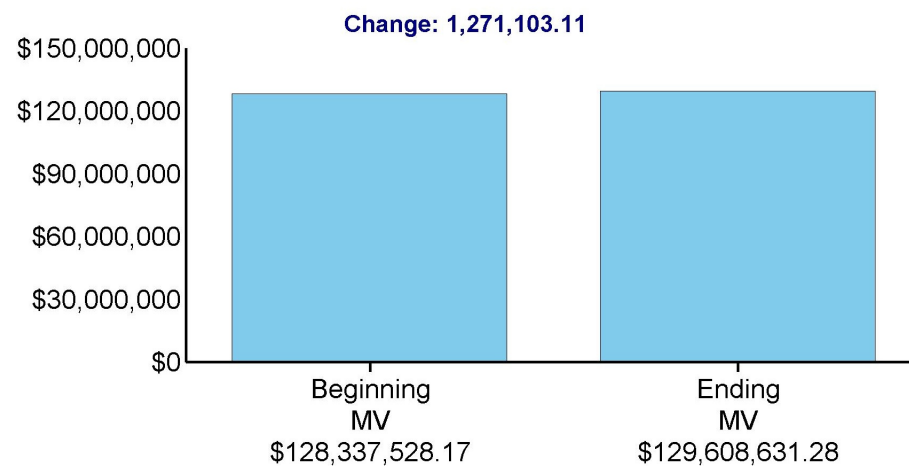


CITY OF MENIFEE  
ACCOUNT NUMBER: 6736302020

Page 1 of 43  
August 1, 2024 to August 31, 2024

### MARKET VALUE SUMMARY

	Current Period 08/01/24 to 08/31/24
<b>Beginning Market Value</b>	<b>\$128,337,528.17</b>
Taxable Interest	365,100.13
Long Term Gains/Losses	-737.61
Short Term Gains/Losses	6.39
Change in Investment Value	906,734.20
<b>Ending Market Value</b>	<b>\$129,608,631.28</b>





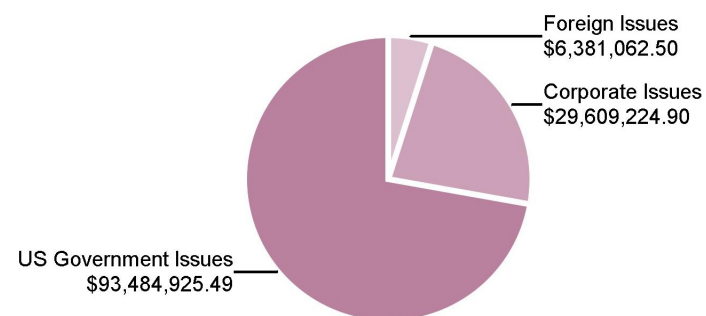
CITY OF MENIFEE  
ACCOUNT NUMBER: 6736302020

Page 2 of 43  
August 1, 2024 to August 31, 2024

### ASSET SUMMARY

Assets	Current Period Market Value	% of Total	Estimated Annual Income
Cash & Equivalents	133,418.39	0.10	6,886.00
Taxable Bonds	129,475,212.89	99.90	4,004,249.76
<b>Total Market Value</b>	<b>\$129,608,631.28</b>	<b>100.00</b>	<b>\$4,011,135.76</b>

### Fixed Income Summary





CITY OF MENIFEE  
ACCOUNT NUMBER: 6736302020

Page 3 of 43  
August 1, 2024 to August 31, 2024

---

**INCOME SUMMARY**

---

	<b>Income Received Current Period</b>
Taxable Interest	365,100.13
<b>Total Current Period Income</b>	<b>\$365,100.13</b>



CITY OF MENIFEE  
ACCOUNT NUMBER: 6736302020

Page 4 of 43  
August 1, 2024 to August 31, 2024

### CASH SUMMARY

	Cash
<b>Beginning Cash 08/01/2024</b>	<b>\$0.00</b>
Taxable Interest	365,100.13
Purchases	-2,116,276.66
Sales	52,642.76
Net Money Market Activity	1,698,533.77
<b>Ending Cash 08/31/2024</b>	<b>\$0.00</b>





CITY OF MENIFEE  
ACCOUNT NUMBER: 6736302020

Page 5 of 43  
August 1, 2024 to August 31, 2024

### ASSET DETAIL

#### Security Description

Shares/Face Amt	Price	Market Value	Tax Cost	Unrealized Gain/Loss	Percent of Total Portfolio	Estimated Annual Income	Estimated Current Yield
<b>Cash &amp; Equivalents</b>							
<b>Cash/Money Market</b>							
Federated Hermes Govt Obligs Is - 60934N104 #5							
133,418.390	1.0000	133,418.39	133,418.39	0.00	0.1	6,886.00	5.16
<b>Total Cash/Money Market</b>		<b>\$133,418.39</b>	<b>\$133,418.39</b>	<b>\$0.00</b>	<b>0.1</b>	<b>\$6,886.00</b>	
<b>Total Cash &amp; Equivalents</b>							
		<b>\$133,418.39</b>	<b>\$133,418.39</b>	<b>\$0.00</b>	<b>0.1</b>	<b>\$6,886.00</b>	

#### Taxable Bonds

##### US Government Issues

F H L B Gtd R E M I C Pass Thru - 3137BFE98  
C M O Ser K041 Cl A2  
3.171 10/25/2024

23,809.920	99.5330	23,698.73	25,612.39	-1,913.66	0.0	755.01	3.19
------------	---------	-----------	-----------	-----------	-----	--------	------

F H L M C - 3137EAEP0  
1.500 02/12/2025

80,000.000	98.5160	78,812.80	79,938.40	-1,125.60	0.1	1,200.00	1.52
------------	---------	-----------	-----------	-----------	-----	----------	------

F H L M C M T N - 3137EAEU9  
0.375 07/21/2025

80,000.000	96.5220	77,217.60	79,736.00	-2,518.40	0.1	300.00	0.39
------------	---------	-----------	-----------	-----------	-----	--------	------

F H L M C M T N - 3137EAEX3  
0.375 09/23/2025

75,000.000	95.9040	71,928.00	74,777.85	-2,849.85	0.1	281.25	0.39
------------	---------	-----------	-----------	-----------	-----	--------	------

F H L M C Multiclass Mtg Partn - 3137H4BY5  
C M O Ser K 746 Cl A 2  
1.985 09/25/2028

135,000.000	92.1180	124,359.30	116,263.48	8,095.82	0.1	2,741.85	2.20
-------------	---------	------------	------------	----------	-----	----------	------

CITY OF MENIFEE  
ACCOUNT NUMBER: 6736302020Page 6 of 43  
August 1, 2024 to August 31, 2024**ASSET DETAIL (continued)****Security Description**

	<b>Shares/Face Amt</b>	<b>Price</b>	<b>Market Value</b>	<b>Tax Cost</b>	<b>Unrealized Gain/Loss</b>	<b>Percent of Total Portfolio</b>	<b>Estimated Annual Income</b>	<b>Estimated Current Yield</b>
F H L M C Multiclass Mtg Partn - 3137BEVH4 C M O Ser K040 CI A2 3.241 09/25/2024	2,368.660	99.6310	2,359.92	2,493.76	-133.84	0.0	76.77	3.25
F H L M C Multiclass Mtg Partn - 3137BFXT3 C M O Ser K042 CI A2 2.670 12/25/2024	13,987.870	99.2410	13,881.70	14,119.01	-237.31	0.0	373.48	2.69
F H L M C Multiclass Mtg Partn - 3137BKRJ1 C M O Ser K047 CI A2 3.329 05/25/2025	34,693.960	98.7700	34,267.22	35,658.89	-1,391.67	0.0	1,154.96	3.37
F H L M C Multiclass Mtg Partn - 3137BLAC2 C M O Ser K048 CI A2 06/25/2025 Var	59,627.760	98.7160	58,862.14	63,411.94	-4,549.80	0.0	1,958.18	3.33
F H L M C Multiclass Mtg Partn - 3137BLW95 C M O Ser K050 CI A2 08/25/2025 Var	25,000.000	98.5820	24,645.50	26,792.97	-2,147.47	0.0	833.50	3.38
F H L M C Multiclass Mtg Partn - 3137BN6G4 C M O Ser K053 CI A2 2.995 12/25/2025	125,000.000	98.0260	122,532.50	121,166.99	1,365.51	0.1	3,743.75	3.05
F H L M C Multiclass Mtg Partn - 3137BNGT5 C M O Ser K054 CI A2 2.745 01/25/2026	70,000.000	97.6570	68,359.90	67,000.39	1,359.51	0.1	1,921.50	2.81
F H L M C Multiclass Mtg Partn - 3137BQYS0 C M O Ser K056 CI A2 2.525 05/25/2026	120,000.000	96.9700	116,364.00	116,042.97	321.03	0.1	3,030.00	2.60



CITY OF MENIFEE  
ACCOUNT NUMBER: 6736302020

Page 7 of 43  
August 1, 2024 to August 31, 2024

**ASSET DETAIL (continued)**

**Security Description**

Shares/Face Amt	Price	Market Value	Tax Cost	Unrealized Gain/Loss	Percent of Total Portfolio	Estimated Annual Income	Estimated Current Yield
F H L M C Multiclass Mtg Partn - 3137BSP72 C M O Ser K058 CI A2 2.653 08/25/2026							
125,000.000	96.8760	121,095.00	118,955.08	2,139.92	0.1	3,316.25	2.74
F H L M C Multiclass Mtg Partn - 3137BUX60 C M O Ser K062 CI A2 3.413 12/25/2026							
70,000.000	98.1780	68,724.60	67,716.80	1,007.80	0.1	2,389.10	3.48
F H L M C Multiclass Mtg Partn - 3137BVZ82 C M O Ser K063 CI A2 01/25/2027 Var							
70,000.000	98.1930	68,735.10	67,711.33	1,023.77	0.1	2,401.00	3.49
F H L M C Multiclass Mtg Partn - 3137FBU79 C M O Ser K069 CI A2 3.187 09/25/2027							
99,806.930	97.3340	97,146.08	95,756.18	1,389.90	0.1	3,180.85	3.27
F H L M C Multiclass Mtg Partn - 3137FCJK1 C M O Ser K070 CI A2 11/25/2027 Var							
30,000.000	97.6240	29,287.20	28,566.80	720.40	0.0	990.90	3.38
F H L M C Multiclass Mtg Partn - 3137FJEH8 C M O Ser K081 CI A2 08/25/2028 Var							
1,500,000.000	99.0170	1,485,255.00	1,436,718.75	48,536.25	1.1	58,500.00	3.94
F H L M C Multiclass Mtg Partn - 3137FLMV3 C M O Ser K090 CI A2 3.422 02/25/2052							
1,500,000.000	97.0690	1,456,035.00	1,405,195.31	50,839.69	1.1	51,330.01	3.52
F H L M C Multiclass Mtg Partn - 3137FQXJ7 C M O Ser K737 CI A2 2.525 10/25/2026							
125,000.000	96.6440	120,805.00	117,695.31	3,109.69	0.1	3,156.25	2.61



CITY OF MENIFEE  
ACCOUNT NUMBER: 6736302020

Page 8 of 43  
August 1, 2024 to August 31, 2024

### ASSET DETAIL (continued)

#### Security Description

	Shares/Face Amt	Price	Market Value	Tax Cost	Unrealized Gain/Loss	Percent of Total Portfolio	Estimated Annual Income	Estimated Current Yield
F N M A - 3135G05X7 0.375 08/25/2025	75,000.000	96.2010	72,150.75	74,807.25	-2,656.50	0.1	281.25	0.39
F N M A - 3135G04Z3 0.500 06/17/2025	70,000.000	96.8870	67,820.90	69,954.40	-2,133.50	0.1	350.00	0.52
F N M A - 3135G06G3 0.500 11/07/2025	65,000.000	95.6990	62,204.35	64,767.30	-2,562.95	0.0	325.00	0.52
F N M A - 3135G0X24 1.625 01/07/2025	65,000.000	98.8360	64,243.40	66,319.45	-2,076.05	0.0	1,056.25	1.64
F N M A - 3135G0W66 1.625 10/15/2024	70,000.000	99.5720	69,700.40	69,880.30	-179.90	0.1	1,137.50	1.63
F N M A Deb - 3135G03U5 0.625 04/22/2025	65,000.000	97.5340	63,397.10	64,866.10	-1,469.00	0.0	406.25	0.64
Federal Farm Credit Bks - 3133EML67 0.800 06/22/2026	5,000,000.000	94.3200	4,716,000.00	4,977,500.00	-261,500.00	3.6	40,000.00	0.85
Federal Farm Credit Bks - 3133ENPG9 1.750 02/14/2025	220,000.000	98.6120	216,946.40	209,231.00	7,715.40	0.2	3,850.00	1.77
Federal Farm Credit Bks - 3133EN7J3 3.875 02/02/2026	210,000.000	99.5900	209,139.00	209,202.00	-63.00	0.2	8,137.50	3.89
Federal Farm Credit Bks - 3133EPGW9 3.875 04/25/2028	150,000.000	100.2920	150,438.00	150,753.00	-315.00	0.1	5,812.50	3.86



CITY OF MENIFEE  
ACCOUNT NUMBER: 6736302020

Page 9 of 43  
August 1, 2024 to August 31, 2024

**ASSET DETAIL (continued)**

Security Description	Shares/Face Amt	Price	Market Value	Tax Cost	Unrealized Gain/Loss	Percent of Total Portfolio	Estimated Annual Income	Estimated Current Yield
Federal Farm Credit Bks - 3133EPSK2 4.250 08/07/2028	75,000.000	101.5940	76,195.50	74,100.00	2,095.50	0.1	3,187.50	4.18
Federal Farm Credit Bks - 3133EPN50 4.250 12/15/2028	270,000.000	101.8210	274,916.70	272,999.70	1,917.00	0.2	11,475.00	4.17
Federal Farm Credit Bks - 3133ERAK7 4.375 04/10/2029	700,000.000	102.5230	717,661.00	689,017.00	28,644.00	0.6	30,625.00	4.27
Federal Farm Credit Bks - 3133EP6K6 4.500 03/26/2027	700,000.000	101.3840	709,688.00	693,700.00	15,988.00	0.5	31,500.00	4.44
Federal Farm Credit Bks - 3133EPWK7 4.500 09/22/2028	95,000.000	102.6010	97,470.95	93,915.10	3,555.85	0.1	4,275.00	4.39
Federal Farm Credit Bks - 3133ERDH1 4.750 04/30/2029	700,000.000	104.0370	728,259.00	706,132.00	22,127.00	0.6	33,250.00	4.57
Federal Home Loan Bks - 3130AMQ54 0.700 09/16/2025	4,000,000.000	95.9960	3,839,840.00	4,000,000.00	-160,160.00	3.0	28,000.00	0.73
Federal Home Loan Bks - 3130AMM33 0.875 07/16/2026	5,000,000.000	94.4570	4,722,850.00	5,000,000.00	-277,150.00	3.6	43,750.00	0.93
Federal Home Loan Bks - 3130AMT28 1.000 06/30/2026	5,000,000.000	94.5580	4,727,900.00	5,000,000.00	-272,100.00	3.6	50,000.00	1.06
Federal Home Loan Bks - 3130AMWZ1 1.050 06/30/2026	5,000,000.000	94.6450	4,732,250.00	5,000,000.00	-267,750.00	3.7	52,500.00	1.11



CITY OF MENIFEE  
ACCOUNT NUMBER: 6736302020

Page 10 of 43  
August 1, 2024 to August 31, 2024

### ASSET DETAIL (continued)

#### Security Description

Shares/Face Amt	Price	Market Value	Tax Cost	Unrealized Gain/Loss	Percent of Total Portfolio	Estimated Annual Income	Estimated Current Yield
Federal Home Loan Bks - 3130A4CH3 2.375 03/14/2025							
35,000.000	98.7260	34,554.10	37,003.05	-2,448.95	0.0	831.25	2.41
Federal Home Loan Bks - 3130ATUS4 4.250 12/10/2027							
200,000.000	101.1120	202,224.00	204,274.00	-2,050.00	0.2	8,500.00	4.20
Federal Home Loan Bks - 3130AWTR1 4.375 09/08/2028							
225,000.000	102.1250	229,781.25	223,860.00	5,921.25	0.2	9,843.75	4.28
Federal Home Loan Bks - 3130AVBD3 4.500 03/09/2029							
700,000.000	102.9920	720,944.00	693,525.00	27,419.00	0.6	31,500.00	4.37
Federal Home Loan Bks - 3130ATS57 4.500 03/10/2028							
190,000.000	102.1190	194,026.10	196,165.50	-2,139.40	0.1	8,550.00	4.41
Federal Home Loan Bks - 3130ATUR6 4.625 12/13/2024							
210,000.000	99.8670	209,720.70	210,808.50	-1,087.80	0.2	9,712.50	4.63
U S Treasury Bond - 912810FG8 5.250 02/15/2029							
1,550,000.000	106.5040	1,650,812.00	1,603,873.05	46,938.95	1.3	81,375.00	4.93
U S Treasury Note - 91282CAM3 0.250 09/30/2025							
70,000.000	95.7460	67,022.20	68,476.95	-1,454.75	0.1	175.00	0.26
U S Treasury Note - 91282CAT8 0.250 10/31/2025							
75,000.000	95.4810	71,610.75	73,986.33	-2,375.58	0.1	187.50	0.26
U S Treasury Note - 91282CAZ4 0.375 11/30/2025							
70,000.000	95.3590	66,751.30	68,744.92	-1,993.62	0.1	262.50	0.39



CITY OF MENIFEE  
ACCOUNT NUMBER: 6736302020

Page 11 of 43  
August 1, 2024 to August 31, 2024

### ASSET DETAIL (continued)

#### Security Description

Shares/Face Amt	Price	Market Value	Tax Cost	Unrealized Gain/Loss	Percent of Total Portfolio	Estimated Annual Income	Estimated Current Yield
U S Treasury Note - 91282ZF0 0.500 03/31/2025							
5,000,000.000	97.6390	4,881,950.00	4,984,375.00	-102,425.00	3.8	25,000.00	0.51
U S Treasury Note - 91282CBT7 0.750 03/31/2026							
4,000,000.000	94.9690	3,798,760.00	3,998,750.00	-199,990.00	2.9	30,000.00	0.79
U S Treasury Note - 91282CCZ2 0.875 09/30/2026							
120,000.000	94.0310	112,837.20	118,806.25	-5,969.05	0.1	1,050.00	0.93
U S Treasury Note - 912828Z52 1.375 01/31/2025							
3,000,000.000	98.5660	2,956,980.00	3,091,875.00	-134,895.00	2.3	41,250.00	1.39
U S Treasury Note - 912828YM6 1.500 10/31/2024							
3,000,000.000	99.4000	2,982,000.00	3,111,562.50	-129,562.50	2.3	45,000.00	1.51
U S Treasury Note - 912828YQ7 1.625 10/31/2026							
200,000.000	95.3240	190,648.00	184,765.63	5,882.37	0.1	3,250.00	1.70
U S Treasury Note - 912828K74 2.000 08/15/2025							
3,000,000.000	97.7610	2,932,830.00	3,175,312.50	-242,482.50	2.3	60,000.00	2.05
U S Treasury Note - 912828U24 2.000 11/15/2026							
870,000.000	96.0510	835,643.70	812,147.27	23,496.43	0.6	17,400.00	2.08
U S Treasury Note - 912828V98 2.250 02/15/2027							
800,000.000	96.2620	770,096.00	748,375.00	21,721.00	0.6	18,000.00	2.34
U S Treasury Note - 912828M56 2.250 11/15/2025							
2,000,000.000	97.6600	1,953,200.00	2,140,625.00	-187,425.00	1.5	45,000.00	2.30



CITY OF MENIFEE  
ACCOUNT NUMBER: 6736302020

Page 12 of 43  
August 1, 2024 to August 31, 2024

### ASSET DETAIL (continued)

#### Security Description

Shares/Face Amt	Price	Market Value	Tax Cost	Unrealized Gain/Loss	Percent of Total Portfolio	Estimated Annual Income	Estimated Current Yield
U S Treasury Note - 9128286F2 2.500 02/28/2026							
800,000.000	97.6910	781,528.00	765,630.86	15,897.14	0.6	20,000.00	2.56
U S Treasury Note - 9128286A3 2.625 01/31/2026							
800,000.000	97.9300	783,440.00	767,375.00	16,065.00	0.6	21,000.00	2.68
U S Treasury Note - 912828XZ8 2.750 06/30/2025							
800,000.000	98.6200	788,960.00	778,218.75	10,741.25	0.6	22,000.00	2.79
U S Treasury Note - 91282CFB2 2.750 07/31/2027							
815,000.000	97.1020	791,381.30	765,901.95	25,479.35	0.6	22,412.50	2.83
U S Treasury Note - 9128284R8 2.875 05/31/2025							
800,000.000	98.7910	790,328.00	780,218.75	10,109.25	0.6	23,000.00	2.91
U S Treasury Note - 91282CFH9 3.125 08/31/2027							
1,630,000.000	98.1170	1,599,307.10	1,560,182.82	39,124.28	1.2	50,937.50	3.18
U S Treasury Note - 9128285M8 3.125 11/15/2028							
150,000.000	97.5040	146,256.00	143,970.70	2,285.30	0.1	4,687.50	3.20
U S Treasury Note - 91282CEW7 3.250 06/30/2027							
815,000.000	98.5310	803,027.65	786,333.79	16,693.86	0.6	26,487.50	3.30
U S Treasury Note - 91282CEV9 3.250 06/30/2029							
1,500,000.000	97.7700	1,466,550.00	1,443,515.63	23,034.37	1.1	48,750.00	3.32
U S Treasury Note - 91282CHA2 3.500 04/30/2028							
815,000.000	99.1060	807,713.90	784,646.88	23,067.02	0.6	28,525.00	3.53





CITY OF MENIFEE  
ACCOUNT NUMBER: 6736302020

Page 13 of 43  
August 1, 2024 to August 31, 2024

### ASSET DETAIL (continued)

#### Security Description

Shares/Face Amt	Price	Market Value	Tax Cost	Unrealized Gain/Loss	Percent of Total Portfolio	Estimated Annual Income	Estimated Current Yield
U S Treasury Note - 91282CHB0 3.625 05/15/2026							
800,000.000	99.3360	794,688.00	780,187.50	14,500.50	0.6	29,000.00	3.65
U S Treasury Note - 91282CHE4 3.625 05/31/2028							
815,000.000	99.5080	810,990.20	787,623.25	23,366.95	0.6	29,543.75	3.64
U S Treasury Note - 91282CJR3 3.750 12/31/2028							
890,000.000	99.9880	889,893.20	858,566.41	31,326.79	0.7	33,375.00	3.75
U S Treasury Note - 91282CGC9 3.875 12/31/2027							
850,000.000	100.3200	852,720.00	824,931.64	27,788.36	0.7	32,937.50	3.86
U S Treasury Note - 91282CJT9 4.000 01/15/2027							
800,000.000	100.3010	802,408.00	782,968.75	19,439.25	0.6	32,000.00	3.99
U S Treasury Note - 91282CJW2 4.000 01/31/2029							
825,000.000	101.0120	833,349.00	802,336.91	31,012.09	0.6	33,000.00	3.96
U S Treasury Note - 91282CLC3 4.000 07/31/2029							
1,300,000.000	101.1800	1,315,340.00	1,316,402.34	-1,062.34	1.0	52,000.00	3.95
U S Treasury Note - 91282CGA3 4.000 12/15/2025							
820,000.000	99.7230	817,728.60	810,386.72	7,341.88	0.6	32,800.00	4.01
U S Treasury Note - 91282CKG5 4.125 03/31/2029							
1,600,000.000	101.5780	1,625,248.00	1,574,437.50	50,810.50	1.3	66,000.00	4.06
U S Treasury Note - 91282CHH7 4.125 06/15/2026							
800,000.000	100.2070	801,656.00	786,781.25	14,874.75	0.6	33,000.00	4.12



CITY OF MENIFEE  
ACCOUNT NUMBER: 6736302020

Page 14 of 43  
August 1, 2024 to August 31, 2024

### ASSET DETAIL (continued)

#### Security Description

Shares/Face Amt	Price	Market Value	Tax Cost	Unrealized Gain/Loss	Percent of Total Portfolio	Estimated Annual Income	Estimated Current Yield
U S Treasury Note - 91282CHQ7 4.125 07/31/2028							
790,000.000	101.3050	800,309.50	773,639.07	26,670.43	0.6	32,587.50	4.07
U S Treasury Note - 91282CFM8 4.125 09/30/2027							
800,000.000	101.0160	808,128.00	790,265.63	17,862.37	0.6	33,000.00	4.08
U S Treasury Note - 91282CFU0 4.125 10/31/2027							
1,650,000.000	100.9730	1,666,054.50	1,630,343.75	35,710.75	1.3	68,062.50	4.08
U S Treasury Note - 91282CJV4 4.250 01/31/2026							
800,000.000	100.1290	801,032.00	789,312.50	11,719.50	0.6	34,000.00	4.24
U S Treasury Note - 91282CKD2 4.250 02/28/2029							
850,000.000	102.1170	867,994.50	838,150.40	29,844.10	0.7	36,125.00	4.16
U S Treasury Note - 91282CFP1 4.250 10/15/2025							
850,000.000	99.9380	849,473.00	839,707.03	9,765.97	0.7	36,125.00	4.25
U S Treasury Note - 91282CJS1 4.250 12/31/2025							
850,000.000	100.0510	850,433.50	838,876.95	11,556.55	0.7	36,125.00	4.25
U S Treasury Note - 91282CHU8 4.375 08/15/2026							
800,000.000	100.8050	806,440.00	791,375.00	15,065.00	0.6	35,000.00	4.34
U S Treasury Note - 91282CHX2 4.375 08/31/2028							
800,000.000	102.2620	818,096.00	791,476.57	26,619.43	0.6	35,000.00	4.28
U S Treasury Note - 91282CJN2 4.375 11/30/2028							
850,000.000	102.4100	870,485.00	839,308.59	31,176.41	0.7	37,187.50	4.27



CITY OF MENIFEE  
ACCOUNT NUMBER: 6736302020

Page 15 of 43  
August 1, 2024 to August 31, 2024

### ASSET DETAIL (continued)

Security Description	Shares/Face Amt	Price	Market Value	Tax Cost	Unrealized Gain/Loss	Percent of Total Portfolio	Estimated Annual Income	Estimated Current Yield
U S Treasury Note - 91282CJP7 4.375 12/15/2026	800,000.000	101.0780	808,624.00	790,250.00	18,374.00	0.6	35,000.00	4.33
U S Treasury Note - 91282CKH3 4.500 03/31/2026	850,000.000	100.6250	855,312.50	842,828.13	12,484.37	0.7	38,250.00	4.47
U S Treasury Note - 91282CKJ9 4.500 04/15/2027	800,000.000	101.6520	813,216.00	793,125.00	20,091.00	0.6	36,000.00	4.43
U S Treasury Note - 91282CKT7 4.500 05/31/2029	1,600,000.000	103.3010	1,652,816.00	1,614,812.50	38,003.50	1.3	72,000.00	4.36
U S Treasury Note - 91282CHM6 4.500 07/15/2026	850,000.000	100.9260	857,871.00	842,164.06	15,706.94	0.7	38,250.00	4.46
U S Treasury Note - 91282CKB6 4.625 02/28/2026	800,000.000	100.7190	805,752.00	794,500.00	11,252.00	0.6	37,000.00	4.59
U S Treasury Note - 91282CKP5 4.625 04/30/2029	1,600,000.000	103.7340	1,659,744.00	1,609,593.75	50,150.25	1.3	74,000.00	4.46
U S Treasury Note - 91282CKV2 4.625 06/15/2027	1,500,000.000	102.1560	1,532,340.00	1,505,683.59	26,656.41	1.2	69,375.00	4.53
U S Treasury Note - 91282CHN4 4.750 07/31/2025	800,000.000	100.2640	802,112.00	796,187.50	5,924.50	0.6	38,000.00	4.74



CITY OF MENIFEE  
ACCOUNT NUMBER: 6736302020

Page 16 of 43  
August 1, 2024 to August 31, 2024

### ASSET DETAIL (continued)

#### Security Description

Shares/Face Amt	Price	Market Value	Tax Cost	Unrealized Gain/Loss	Percent of Total Portfolio	Estimated Annual Income	Estimated Current Yield
U S Treasury Note - 91282CKK6 4.875 04/30/2026							
800,000.000	101.2930	810,344.00	799,125.00	11,219.00	0.6	39,000.00	4.81

#### Total US Government Issues

**\$93,484,925.49      \$94,607,129.07      -\$1,122,203.58      72.1      \$2,431,984.61**

#### Corporate Issues

Ace Ina Holding - 00440EAS6 3.150 03/15/2025							
50,000.000	98.9950	49,497.50	51,448.00	-1,950.50	0.0	1,575.00	3.18
Amazon Com Inc - 023135BX3 1.000 05/12/2026							
60,000.000	94.8680	56,920.80	59,740.80	-2,820.00	0.0	600.00	1.05
American Honda Fin Corp - 02665WED9 Medium Term Note 4.700 01/12/2028							
130,000.000	101.0780	131,401.40	131,033.50	367.90	0.1	6,110.00	4.65
American Honda Finance - 02665WFD8 Medium Term Note 4.900 03/12/2027							
600,000.000	101.4040	608,424.00	595,380.00	13,044.00	0.5	29,400.00	4.83
American Honda Finance - 02665WFE6 Medium Term Note 4.900 03/13/2029							
850,000.000	102.0960	867,816.00	843,616.50	24,199.50	0.7	41,650.00	4.80
Apple Inc - 037833DN7 2.050 09/11/2026							
25,000.000	95.9470	23,986.75	25,621.00	-1,634.25	0.0	512.50	2.14
Apple Inc - 037833BY5 3.250 02/23/2026							
100,000.000	98.6310	98,631.00	96,949.00	1,682.00	0.1	3,250.00	3.29



CITY OF MENIFEE  
ACCOUNT NUMBER: 6736302020

Page 17 of 43  
August 1, 2024 to August 31, 2024

### ASSET DETAIL (continued)

#### Security Description

Shares/Face Amt	Price	Market Value	Tax Cost	Unrealized Gain/Loss	Percent of Total Portfolio	Estimated Annual Income	Estimated Current Yield
Bank Amer Corp Sr - 06051GJD2 Medium Term Note 1.319 06/19/2026							
40,000.000	97.0480	38,819.20	40,105.60	-1,286.40	0.0	527.60	1.36
Bank America Corp - 06051GLE7 Medium Term Note 5.080 01/20/2027							
30,000.000	100.4280	30,128.40	30,000.00	128.40	0.0	1,524.00	5.06
Bank New York Mellon Corp - 06406RBN6 Medium Term Note 4.543 02/01/2029							
900,000.000	100.4960	904,464.00	881,811.00	22,653.00	0.7	40,887.00	4.52
Bank New York Mellon Corp - 06406RBQ9 Medium Term Note 4.947 04/26/2027							
700,000.000	100.5470	703,829.00	694,316.00	9,513.00	0.5	34,629.00	4.92
Bank Of America Corp - 06051GHT9 Medium Term Note 3.559 04/23/2027							
375,000.000	98.2260	368,347.50	360,118.45	8,229.05	0.3	13,346.25	3.62
Bank Of America Corp - 06051GGF0 Medium Term Note 3.824 01/20/2028							
75,000.000	98.2560	73,692.00	71,563.50	2,128.50	0.1	2,868.00	3.89
Bank Of America Corp - 06051GHG7 Medium Term Note 3.970 03/05/2029							
1,050,000.000	97.9430	1,028,401.50	992,729.50	35,672.00	0.8	41,685.00	4.05
Berkshire Hathaway Fin - 084664CZ2 2.300 03/15/2027							
45,000.000	95.9500	43,177.50	44,991.45	-1,813.95	0.0	1,035.00	2.40



CITY OF MENIFEE  
ACCOUNT NUMBER: 6736302020

Page 18 of 43  
August 1, 2024 to August 31, 2024

### ASSET DETAIL (continued)

#### Security Description

Shares/Face Amt	Price	Market Value	Tax Cost	Unrealized Gain/Loss	Percent of Total Portfolio	Estimated Annual Income	Estimated Current Yield
Bmw Veh Owner Tr - 05602RAD3 A B S Ser 2022 A Cl A 3 08/25/2026 Var							
7,781.810	99.0670	7,709.21	7,781.40	-72.19	0.0	249.80	3.24
Bmw Vehicle Lease - 05593AAC3 A B S Ser 2023 1 Cl A 3 5.160 11/25/2025							
75,388.100	99.9720	75,366.99	75,524.46	-157.47	0.1	3,890.03	5.16
Bmw Vehicle Owner Trust - 096919AD7 A B S Ser 2024 A Cl A 3 5.180 02/26/2029							
570,000.000	101.6840	579,598.80	569,913.42	9,685.38	0.4	29,526.00	5.09
Caterpillar Finl Service - 14913Q3B3 Medium Term Note 2.150 11/08/2024							
45,000.000	99.4280	44,742.60	45,481.50	-738.90	0.0	967.50	2.16
Caterpillar Finl Svcs - 14913R3B1 Medium Term Note 4.800 01/06/2026							
80,000.000	100.5120	80,409.60	79,988.80	420.80	0.1	3,840.00	4.78
Caterpillar Finl Svcs - 14913UAJ9 Medium Term Note 4.850 02/27/2029							
1,300,000.000	102.3990	1,331,187.00	1,290,499.00	40,688.00	1.0	63,050.00	4.74
Charles Schwab Corp - 808513BY0 2.450 03/03/2027							
25,000.000	95.2290	23,807.25	24,991.70	-1,184.45	0.0	612.50	2.57
Charles Schwab Corp - 808513AU9 3.200 01/25/2028							
85,000.000	96.0490	81,641.65	80,783.15	858.50	0.1	2,720.00	3.33
Cisco Sys Inc - 17275RBQ4 4.800 02/26/2027							
700,000.000	101.6200	711,340.00	694,694.00	16,646.00	0.5	33,600.00	4.72



CITY OF MENIFEE  
ACCOUNT NUMBER: 6736302020

Page 19 of 43  
August 1, 2024 to August 31, 2024

### ASSET DETAIL (continued)

Security Description	Shares/Face Amt	Price	Market Value	Tax Cost	Unrealized Gain/Loss	Percent of Total Portfolio	Estimated Annual Income	Estimated Current Yield
Costco Wholesale Corp - 22160KAM7 3.000 05/18/2027	20,000.000	97.6660	19,533.20	19,535.80	-2.60	0.0	600.00	3.07
Deere John Capital Corp - 24422EWJ4 Medium Term Note 4.050 09/08/2025	70,000.000	99.5680	69,697.60	69,267.10	430.50	0.1	2,835.00	4.07
Duke Energy Carolinas - 26442CAS3 2.950 12/01/2026	35,000.000	97.0570	33,969.95	36,755.95	-2,786.00	0.0	1,032.50	3.04
Gm Fin Cons Auto Rec - 380146AC4 A B S Ser 2022 1 CI A3 1.260 11/16/2026	4,437.180	98.3090	4,362.15	4,436.78	-74.63	0.0	55.91	1.28
Gm Fin Cons Auto Rec Tr - 362554AC1 A B S Ser 2021 4 CI A 3 0.680 09/16/2026	3,655.290	98.1710	3,588.43	3,655.18	-66.75	0.0	24.86	0.69
Home Depot Inc - 437076CW0 4.900 04/15/2029	750,000.000	102.7390	770,542.50	742,725.00	27,817.50	0.6	36,750.00	4.77
Honda Auto Rec Owner - 437930AC4 A B S Ser 2024 2 CI A 3 5.270 11/20/2028	210,000.000	101.7990	213,777.90	209,974.48	3,803.42	0.2	11,067.00	5.18
Honda Auto Rec Ownr Tr - 43815BAC4 A B S Ser 2022 1 CI A 3 1.880 05/15/2026	48,620.570	98.4430	47,863.55	46,768.77	1,094.78	0.0	914.07	1.91
Honda Auto Rec Ownr Tr 2021 4 - 43815GAC3 A B S Ser 2021 4 CI A3 01/21/2026 Var	3,134.560	98.3910	3,084.12	3,133.89	-49.77	0.0	27.58	0.89

CITY OF MENIFEE  
ACCOUNT NUMBER: 6736302020Page 20 of 43  
August 1, 2024 to August 31, 2024**ASSET DETAIL (continued)****Security Description**

	<b>Shares/Face Amt</b>	<b>Price</b>	<b>Market Value</b>	<b>Tax Cost</b>	<b>Unrealized Gain/Loss</b>	<b>Percent of Total Portfolio</b>	<b>Estimated Annual Income</b>	<b>Estimated Current Yield</b>
Honda Auto Receivables Owner - 43813YAC6 A B S Ser 2024 3 CI A3 4.570 03/21/2029	800,000.000	100.4550	803,640.00	799,874.32	3,765.68	0.6	36,560.00	4.55
Honeywell International - 438516BL9 2.500 11/01/2026	140,000.000	96.5320	135,144.80	131,150.60	3,994.20	0.1	3,500.00	2.59
Hyundai Auto Rec Tr - 44935FAD6 A B S Ser 2021 C CI A3 0.740 05/15/2026	5,662.500	98.8010	5,594.61	5,581.36	13.25	0.0	41.90	0.75
Hyundai Auto Rec Tr - 448977AD0 A B S Ser 2022 A CI A3 10/15/2026 Var	13,093.790	98.5060	12,898.17	13,093.28	-195.11	0.0	290.68	2.25
John Deere Capital Corporation - 24422EXH7 Medium Term Note 4.500 01/16/2029	1,550,000.000	101.0280	1,565,934.00	1,509,761.00	56,173.00	1.2	69,750.00	4.45
John Deere Own - 47789QAC4 A B S Ser 2021 B CI A 3 03/16/2026 Var	3,559.870	98.4850	3,505.94	3,559.54	-53.60	0.0	18.51	0.53
John Deere Owner - 47800BAC2 A B S Ser 2022 C CI A 3 5.090 06/15/2027	23,798.890	100.0940	23,821.26	23,797.04	24.22	0.0	1,211.36	5.08
John Deere Owner Tr - 47787JAC2 A B S Ser 2022 CI A 3 09/15/2026 Var	4,643.940	98.5470	4,576.46	4,642.91	-66.45	0.0	107.74	2.35





CITY OF MENIFEE  
ACCOUNT NUMBER: 6736302020

Page 21 of 43  
August 1, 2024 to August 31, 2024

### ASSET DETAIL (continued)

Security Description	Shares/Face Amt	Price	Market Value	Tax Cost	Unrealized Gain/Loss	Percent of Total Portfolio	Estimated Annual Income	Estimated Current Yield
John Deere Owner Trust - 47800CAC0 A B S Ser 2023 A CI A3 5.010 11/15/2027	20,000.000	100.2810	20,056.20	19,996.36	59.84	0.0	1,002.00	5.00
John Deere Ownr Tr - 47800AAC4 A B S Ser 2022 B CI A3 02/16/2027 Var	11,857.460	99.1360	11,755.01	11,856.33	-101.32	0.0	443.47	3.77
Jpmorgan Chase Co - 46625HRY8 02/01/2028 Var	70,000.000	98.2690	68,788.30	67,053.70	1,734.60	0.1	2,647.40	3.85
Jpmorgan Chase Co - 46647PBK1 2.083 04/22/2026	12,000.000	98.0990	11,771.88	12,447.96	-676.08	0.0	249.96	2.12
Jpmorgan Chase Co - 46647PAM8 3.509 01/23/2029	1,250,000.000	96.7880	1,209,850.00	1,169,226.50	40,623.50	0.9	43,862.50	3.63
Jpmorgan Chase Co - 46647PBA3 3.960 01/29/2027	400,000.000	98.9410	395,764.00	388,284.00	7,480.00	0.3	15,840.00	4.00
Mastercard Inc - 57636QAN4 2.000 03/03/2025	35,000.000	98.6450	34,525.75	36,067.15	-1,541.40	0.0	700.00	2.03
Mercedes Benz Auto - 58770AAC7 A B S Ser 2023 1 CI A3 4.510 11/15/2027	35,000.000	99.6910	34,891.85	34,995.80	-103.95	0.0	1,578.50	4.52
Merck Co Inc - 58933YBH7 4.050 05/17/2028	130,000.000	99.9820	129,976.60	130,394.70	-418.10	0.1	5,265.00	4.05
Microsoft Corp - 594918BJ2 3.125 11/03/2025	125,000.000	98.6470	123,308.75	120,882.50	2,426.25	0.1	3,906.25	3.17

CITY OF MENIFEE  
ACCOUNT NUMBER: 6736302020Page 22 of 43  
August 1, 2024 to August 31, 2024**ASSET DETAIL (continued)****Security Description**

	<b>Shares/Face Amt</b>	<b>Price</b>	<b>Market Value</b>	<b>Tax Cost</b>	<b>Unrealized Gain/Loss</b>	<b>Percent of Total Portfolio</b>	<b>Estimated Annual Income</b>	<b>Estimated Current Yield</b>
Morgan Stanley - 61747YEZ4 Medium Term Note 5.050 01/28/2027	750,000.000	100.5720	754,290.00	744,262.05	10,027.95	0.6	37,875.00	5.02
Morgan Stanley - 61747YFD2 Medium Term Note 5.164 04/20/2029	800,000.000	101.8830	815,064.00	794,520.00	20,544.00	0.6	41,312.00	5.07
Morgan Stanley Fr - 6174468Q5 Medium Term Note 2.188 04/28/2026	35,000.000	98.0400	34,314.00	33,013.20	1,300.80	0.0	765.80	2.23
National Rural Util Coop - 637432NS0 3.700 03/15/2029	1,600,000.000	96.9940	1,551,904.00	1,507,712.00	44,192.00	1.2	59,200.00	3.81
National Rural Utils Coop Fin - 63743HFE7 Medium Term Note 3.450 06/15/2025	10,000.000	98.8890	9,888.90	9,997.30	-108.40	0.0	345.00	3.49
National Rural Utils Corp Fin - 63743HFH0 Medium Term Note 4.450 03/13/2026	70,000.000	99.9650	69,975.50	69,950.30	25.20	0.1	3,115.00	4.45
Northern Tr Corp Sr Nt - 665859AW4 4.000 05/10/2027	15,000.000	99.5920	14,938.80	14,975.70	-36.90	0.0	600.00	4.02
Paccar Financial Corp - 69371RR73 Medium Term Note 2.850 04/07/2025	35,000.000	98.7340	34,556.90	34,990.90	-434.00	0.0	997.50	2.89
Paccar Financial Corp - 69371RS31 Medium Term Note 4.600 01/10/2028	100,000.000	100.9820	100,982.00	99,515.00	1,467.00	0.1	4,600.00	4.55



CITY OF MENIFEE  
ACCOUNT NUMBER: 6736302020

Page 23 of 43  
August 1, 2024 to August 31, 2024

**ASSET DETAIL (continued)**

**Security Description**

	<b>Shares/Face Amt</b>	<b>Price</b>	<b>Market Value</b>	<b>Tax Cost</b>	<b>Unrealized Gain/Loss</b>	<b>Percent of Total Portfolio</b>	<b>Estimated Annual Income</b>	<b>Estimated Current Yield</b>
Paccar Financial Corp - 69371RS80 Medium Term Note 4.600 01/31/2029	1,500,000.000	101.4400	1,521,600.00	1,468,515.00	53,085.00	1.2	69,000.00	4.53
Pepsico Inc - 713448CT3 2.750 04/30/2025	130,000.000	98.6440	128,237.20	124,989.80	3,247.40	0.1	3,575.00	2.79
Pnc Financial Services - 693475BL8 4.758 01/26/2027	135,000.000	99.8550	134,804.25	134,947.35	-143.10	0.1	6,423.30	4.76
Prologis L P - 74340XCG4 4.875 06/15/2028	1,600,000.000	101.7670	1,628,272.00	1,577,232.00	51,040.00	1.3	78,000.00	4.79
Public Service Electric - 74456QBR6 Medium Term Note 2.250 09/15/2026	850,000.000	95.8210	814,478.50	807,126.00	7,352.50	0.6	19,125.00	2.35
Public Service Electric - 74456QBX3 Medium Term Note 3.650 09/01/2028	800,000.000	97.4110	779,288.00	752,432.00	26,856.00	0.6	29,200.00	3.75
Reality Income Corp - 756109AV6 3.875 04/15/2025	20,000.000	99.2700	19,854.00	19,714.00	140.00	0.0	775.00	3.90
Realty Income Corp - 756109BG8 3.950 08/15/2027	100,000.000	98.6250	98,625.00	97,097.00	1,528.00	0.1	3,950.00	4.00
Realty Income Corp Sr - 756109CF9 4.750 02/15/2029	1,450,000.000	100.9380	1,463,601.00	1,410,895.00	52,706.00	1.1	68,875.00	4.71
Simon Property Group LP - 828807DE4 3.375 12/01/2027	800,000.000	96.9620	775,696.00	749,536.00	26,160.00	0.6	30,000.00	3.87

CITY OF MENIFEE  
ACCOUNT NUMBER: 6736302020Page 24 of 43  
August 1, 2024 to August 31, 2024**ASSET DETAIL (continued)****Security Description**

	<b>Shares/Face Amt</b>	<b>Price</b>	<b>Market Value</b>	<b>Tax Cost</b>	<b>Unrealized Gain/Loss</b>	<b>Percent of Total Portfolio</b>	<b>Estimated Annual Income</b>	<b>Estimated Current Yield</b>
State Str Corp Sr Nt - 857477CL5 4.993 03/18/2027	125,000.000	101.5950	126,993.75	125,000.00	1,993.75	0.1	6,241.25	4.91
Target Corp - 87612EBM7 1.950 01/15/2027	20,000.000	95.4870	19,097.40	19,966.00	-868.60	0.0	390.00	2.04
Toronto Dominion Bank - 89115A2C5 Medium Term Note 4.108 06/08/2027	40,000.000	99.1160	39,646.40	39,866.00	-219.60	0.0	1,643.20	4.14
Toyota Auto Rec Own Tr - 89238JAC9 A B S Ser 2021 D Cl A 3 04/15/2026 Var	24,734.610	98.4690	24,355.92	23,294.01	1,061.91	0.0	175.62	0.72
Toyota Auto Rec Own Tr - 89231CAD9 A B S Ser 2022 C Cl A 3 3.760 04/15/2027	23,250.350	99.1940	23,062.95	22,863.45	199.50	0.0	874.21	3.79
Toyota Mtr Cr Corp - 89236TJK2 Medium Term Note 1.125 06/18/2026	40,000.000	94.5330	37,813.20	39,982.40	-2,169.20	0.0	450.00	1.19
Toyota Mtr Cr Corp - 89236TJT3 Medium Term Note 1.450 01/13/2025	30,000.000	98.7180	29,615.40	29,959.80	-344.40	0.0	435.00	1.47
Toyota Mtr Cr Corp - 89236TKQ7 Medium Term Note 4.625 01/12/2028	80,000.000	101.0620	80,849.60	79,947.20	902.40	0.1	3,700.00	4.58
Toyota Mtr Cr Corp - 89236TLB9 Medium Term Note 5.250 09/11/2028	1,450,000.000	103.2940	1,497,763.00	1,455,605.50	42,157.50	1.2	76,125.00	5.08



CITY OF MENIFEE  
ACCOUNT NUMBER: 6736302020

Page 25 of 43  
August 1, 2024 to August 31, 2024

### ASSET DETAIL (continued)

#### Security Description

Shares/Face Amt	Price	Market Value	Tax Cost	Unrealized Gain/Loss	Percent of Total Portfolio	Estimated Annual Income	Estimated Current Yield
Truist Finl Corp - 89788MAA0 Medium Term Note 1.200 08/05/2025							
30,000.000	96.5510	28,965.30	29,341.20	-375.90	0.0	360.00	1.24
Unitedhealth Group Inc - 91324PEC2 1.150 05/15/2026							
40,000.000	94.8770	37,950.80	39,563.60	-1,612.80	0.0	460.00	1.21
Unitedhealth Group Inc - 91324PEU2 4.250 01/15/2029							
850,000.000	100.0440	850,374.00	822,681.00	27,693.00	0.7	36,125.00	4.25
Unitedhealth Group Inc - 91324PEP3 5.250 02/15/2028							
700,000.000	103.6560	725,592.00	702,464.00	23,128.00	0.6	36,750.00	5.06
US Bancorp - 91159HJK7 Medium Term Note 4.653 02/01/2029							
1,600,000.000	100.1120	1,601,792.00	1,550,764.50	51,027.50	1.2	74,448.00	4.65
Walmart Inc - 931142ER0 1.050 09/17/2026							
10,000.000	94.2050	9,420.50	9,981.10	-560.60	0.0	105.00	1.11
<b>Total Corporate Issues</b>		<b>\$29,609,224.90</b>	<b>\$28,850,700.09</b>	<b>\$758,524.81</b>	<b>22.8</b>	<b>\$1,294,353.25</b>	

#### Foreign Issues

Bank Montreal Que - 06368D3S1 Medium Term Note 3.700 06/07/2025							
75,000.000	99.0900	74,317.50	73,120.50	1,197.00	0.1	2,775.00	3.73
Bank Of Montreal - 06368FAC3 Medium Term Note 1.250 09/15/2026							
40,000.000	93.7420	37,496.80	39,951.60	-2,454.80	0.0	500.00	1.33



CITY OF MENIFEE  
ACCOUNT NUMBER: 6736302020

Page 26 of 43  
August 1, 2024 to August 31, 2024

### ASSET DETAIL (continued)

#### Security Description

Shares/Face Amt	Price	Market Value	Tax Cost	Unrealized Gain/Loss	Percent of Total Portfolio	Estimated Annual Income	Estimated Current Yield
Inter American Devel Bk - 4581X0DC9 3.125 09/18/2028							
120,000.000	97.4930	116,991.60	112,706.40	4,285.20	0.1	3,750.00	3.20
Inter American Devel Bk - 4581X0DV7 Medium Term Note 0.875 04/20/2026							
75,000.000	94.8900	71,167.50	74,656.50	-3,489.00	0.1	656.25	0.92
Inter American Devel Bk - 4581X0EN4 Medium Term Note 4.125 02/15/2029							
1,385,000.000	101.2970	1,402,963.45	1,381,426.20	21,537.25	1.1	57,131.25	4.07
International Bank M T N - 459058JL8 0.500 10/28/2025							
75,000.000	95.7270	71,795.25	74,670.05	-2,874.80	0.1	375.00	0.52
International Bank M T N - 459058KT9 3.500 07/12/2028							
1,300,000.000	98.9250	1,286,025.00	1,248,988.00	37,037.00	1.0	45,500.00	3.54
International Finance Corp - 45950KDD9 Medium Term Note 4.500 07/13/2028							
100,000.000	102.5680	102,568.00	99,889.00	2,679.00	0.1	4,500.00	4.39
Royal Bk Cda - 78016EZ59 Medium Term Note 3.375 04/14/2025							
20,000.000	98.9830	19,796.60	19,992.60	-196.00	0.0	675.00	3.41
Royal Bk Cda - 78016FZW7 Medium Term Note 4.900 01/12/2028							
80,000.000	101.7200	81,376.00	79,957.60	1,418.40	0.1	3,920.00	4.82
Royal Bk Cda - 78016HZV5 Medium Term Note 4.950 02/01/2029							
1,550,000.000	102.2880	1,585,464.00	1,530,273.50	55,190.50	1.2	76,725.00	4.84



CITY OF MENIFEE  
ACCOUNT NUMBER: 6736302020

Page 27 of 43  
August 1, 2024 to August 31, 2024

### ASSET DETAIL (continued)

#### Security Description

	Shares/Face Amt	Price	Market Value	Tax Cost	Unrealized Gain/Loss	Percent of Total Portfolio	Estimated Annual Income	Estimated Current Yield
Toronto Dominion Bank - 89115A2K7 Medium Term Note 5.103 01/09/2026								
	80,000.000	100.6660	80,532.80	79,890.40	642.40	0.1	4,082.40	5.07
Toronto Dominion Bank - 89115A2U5 Medium Term Note 5.523 07/17/2028								
	1,400,000.000	103.6120	1,450,568.00	1,406,219.50	44,348.50	1.1	77,322.00	5.33
<b>Total Foreign Issues</b>			<b>\$6,381,062.50</b>	<b>\$6,221,741.85</b>	<b>\$159,320.65</b>	<b>4.9</b>	<b>\$277,911.90</b>	
<b>Total Taxable Bonds</b>			<b>\$129,475,212.89</b>	<b>\$129,679,571.01</b>	<b>-\$204,358.12</b>	<b>99.9</b>	<b>\$4,004,249.76</b>	
<b>Total Assets</b>			<b>\$129,608,631.28</b>	<b>\$129,812,989.40</b>	<b>-\$204,358.12</b>	<b>100.0</b>	<b>\$4,011,135.76</b>	
<b>Estimated Current Yield</b>								<b>3.09</b>

### ASSET DETAIL MESSAGES

Time of trade execution and trading party (if not disclosed) will be provided upon request.

Publicly traded assets are valued in accordance with market quotations or valuation methodologies from financial industry services believed by us to be reliable. Assets that are not publicly traded may be reflected at values from other external sources. Assets for which a current value is not available may be reflected at a previous value or as not valued, at par value, or at a nominal value. Values shown do not necessarily reflect prices at which assets could be bought or sold. Values are updated based on internal policy and may be updated less frequently than statement generation.

Estimated Current Yield and Estimated Annual Income are estimates provided for informational purposes only and should not be relied on for making investment, trading, or tax decisions. The estimates may not represent the actual value earned by your investments and they provide no guarantee of what your investments may earn in the future.



CITY OF MENIFEE  
ACCOUNT NUMBER: 6736302020

Page 28 of 43  
August 1, 2024 to August 31, 2024

### TRANSACTION DETAIL

Date Posted	Activity	Description	Cash	Tax Cost
<b>Beginning Balance 08/01/2024</b>			<b>\$0.00</b>	<b>\$129,448,620.49</b>
08/01/24	Asset Income	Interest Earned On US Bancorp M T N 4.653% 2/01/29 0.023265 USD/\$1 Pv On 1,600,000 Par Value Due 8/1/24	37,224.00	
08/01/24	Asset Income	Interest Earned On Bank New York M T N 4.543% 2/01/29 0.022715 USD/\$1 Pv On 900,000 Par Value Due 8/1/24	20,443.50	
08/01/24	Asset Income	Interest Earned On Jpmorgan Chase Co 3.782% 2/01/28 0.01891 USD/\$1 Pv On 70,000 Par Value Due 8/1/24	1,323.70	
08/01/24	Asset Income	Interest Earned On Royal Bk Cda Mtn 4.950% 2/01/29 0.0264 USD/\$1 Pv On 1,550,000 Par Value Due 8/1/24	40,920.00	
08/01/24	Asset Income	Interest Earned On Federated Hermes Govt Obligs Is Interest From 7/1/24 To 7/31/24	5,258.03	
08/02/24	Asset Income	Interest Earned On F F C B Deb 3.875% 2/02/26 0.019375 USD/\$1 Pv On 210,000 Par Value Due 8/2/24	4,068.75	
08/05/24	Asset Income	Interest Earned On Truist Finl Corp Mtn 1.200% 8/05/25 0.006 USD/\$1 Pv On 30,000 Par Value Due 8/5/24	180.00	
08/07/24	Asset Income	Interest Earned On F F C B Deb 4.250% 8/07/28 0.02125 USD/\$1 Pv On 75,000 Par Value Due 8/7/24	1,593.75	
08/12/24	Asset Income	Interest Earned On F H L M C 1.500% 2/12/25 0.0075 USD/\$1 Pv On 80,000 Par Value Due 8/12/24	600.00	
08/14/24	Asset Income	Interest Earned On F F C B Deb 1.750% 2/14/25 0.00875 USD/\$1 Pv On 220,000 Par Value Due 8/14/24	1,925.00	
08/15/24	Asset Income	Interest Earned On Inter Amer Bk M T N 4.125% 2/15/29 0.022344 USD/\$1 Pv On 135,000 Par Value Due 8/15/24	3,016.41	





CITY OF MENIFEE  
ACCOUNT NUMBER: 6736302020

Page 29 of 43  
August 1, 2024 to August 31, 2024

**TRANSACTION DETAIL (continued)**

<b>Date Posted</b>	<b>Activity</b>	<b>Description</b>	<b>Cash</b>	<b>Tax Cost</b>
08/15/24	Asset Income	Interest Earned On Toyota Auto Rec 3.760% 4/15/27 \$0.00313/Pv On 24,738.09 Pv Due 8/15/24	77.51	
08/15/24	Sale	Paid Down 1,487.74 Par Value Of Toyota Auto Rec 3.760% 4/15/27 Trade Date 8/15/24	1,487.74	-1,462.98
08/15/24	Asset Income	Interest Earned On Honda Auto Rec Own 1.880% 5/15/26 \$0.00157/Pv On 53,831.12 Pv Due 8/15/24	84.33	
08/15/24	Sale	Paid Down 5,210.55 Par Value Of Honda Auto Rec Own 1.880% 5/15/26 Trade Date 8/15/24	5,210.55	-5,012.09
08/15/24	Asset Income	Interest Earned On Hyundai Auto Rec 2.220% 10/15/26 \$0.00185/Pv On 14,404.08 Pv Due 8/15/24	26.65	
08/15/24	Sale	Paid Down 1,310.29 Par Value Of Hyundai Auto Rec 2.220% 10/15/26 Trade Date 8/15/24	1,310.29	-1,310.24
08/15/24	Asset Income	Interest Earned On Hyundai Auto Rec Tr 0.740% 5/15/26 \$0.00062/Pv On 6,608.26 Pv Due 8/15/24	4.08	
08/15/24	Sale	Paid Down 945.76 Par Value Of Hyundai Auto Rec Tr 0.740% 5/15/26 Trade Date 8/15/24	945.76	-932.20
08/15/24	Asset Income	Interest Earned On John Deere Owner 2.320% 9/15/26 \$0.00193/Pv On 5,142.79 Pv Due 8/15/24	9.94	
08/15/24	Sale	Paid Down 498.85 Par Value Of John Deere Owner 2.320% 9/15/26 Trade Date 8/15/24	498.85	-498.74
08/15/24	Asset Income	Interest Earned On John Deere Own 0.520% 3/16/26 \$0.00043/Pv On 4,039.70 Pv Due 8/15/24	1.75	



CITY OF MENIFEE  
ACCOUNT NUMBER: 6736302020

Page 30 of 43  
August 1, 2024 to August 31, 2024

**TRANSACTION DETAIL (continued)**

Date Posted	Activity	Description	Cash	Tax Cost
08/15/24	Sale	Paid Down 479.83 Par Value Of John Deere Own 0.520% 3/16/26 Trade Date 8/15/24	479.83	-479.79
08/15/24	Asset Income	Interest Earned On John Deere Ownr Tr 3.740% 2/16/27 \$0.00312/Pv On 12,589.19 Pv Due 8/15/24	39.24	
08/15/24	Sale	Paid Down 731.73 Par Value Of John Deere Ownr Tr 3.740% 2/16/27 Trade Date 8/15/24	731.73	-731.66
08/15/24	Asset Income	Interest Earned On John Deere Owner 5.090% 6/15/27 \$0.00424/Pv On 25,000.00 Pv Due 8/15/24	106.04	
08/15/24	Sale	Paid Down 1,201.11 Par Value Of John Deere Owner 5.090% 6/15/27 Trade Date 8/15/24	1,201.11	-1,201.02
08/15/24	Asset Income	Interest Earned On John Deere Owner 5.010% 11/15/27 \$0.00418/Pv On 20,000.00 Pv Due 8/15/24	83.50	
08/15/24	Asset Income	Interest Earned On Mercedes Benz Auto 4.510% 11/15/27 \$0.00376/Pv On 35,000.00 Pv Due 8/15/24	131.54	
08/15/24	Asset Income	Interest Earned On Toyota Auto Rec 0.710% 4/15/26 \$0.00059/Pv On 28,114.15 Pv Due 8/15/24	16.63	
08/15/24	Sale	Paid Down 3,379.54 Par Value Of Toyota Auto Rec 0.710% 4/15/26 Trade Date 8/15/24	3,379.54	-3,182.71
08/15/24	Asset Income	Interest Earned On Realty Income Corp 3.950% 8/15/27 0.01975 USD/\$1 Pv On 100,000 Par Value Due 8/15/24	1,975.00	
08/15/24	Asset Income	Interest Earned On Realty Income Corp 4.750% 2/15/29 0.027576 USD/\$1 Pv On 1,450,000 Par Value Due 8/15/24	39,985.76	



CITY OF MENIFEE  
ACCOUNT NUMBER: 6736302020

Page 31 of 43  
August 1, 2024 to August 31, 2024

**TRANSACTION DETAIL (continued)**

Date Posted	Activity	Description	Cash	Tax Cost
08/15/24	Asset Income	Interest Earned On U S Treasury Bd 5.250% 2/15/29 0.02625 USD/\$1 Pv On 1,550,000 Par Value Due 8/15/24	40,687.50	
08/15/24	Asset Income	Interest Earned On U S Treasury Nt 2.000% 8/15/25 0.01 USD/\$1 Pv On 3,000,000 Par Value Due 8/15/24	30,000.00	
08/15/24	Asset Income	Interest Earned On U S Treasury Nt 2.250% 2/15/27 0.01125 USD/\$1 Pv On 800,000 Par Value Due 8/15/24	9,000.00	
08/15/24	Asset Income	Interest Earned On U S Treasury Nt 4.375% 8/15/26 0.021875 USD/\$1 Pv On 800,000 Par Value Due 8/15/24	17,500.00	
08/15/24	Asset Income	Interest Earned On Unitedhealth 5.250% 2/15/28 0.02625 USD/\$1 Pv On 700,000 Par Value Due 8/15/24	18,375.00	
08/16/24	Asset Income	Interest Earned On Inter Amer Bk M T N 4.125% 2/15/29 0.022344 USD/\$1 Pv On 1,250,000 Par Value Due 8/15/24	27,929.69	
08/16/24	Asset Income	Interest Earned On Gm Fin Cons Auto 0.680% 9/16/26 \$0.00057/Pv On 4,067.42 Pv Due 8/16/24	2.30	
08/16/24	Sale	Paid Down 412.13 Par Value Of Gm Fin Cons Auto 0.680% 9/16/26 Trade Date 8/16/24	412.13	-412.12
08/16/24	Asset Income	Interest Earned On Gm Fin Cons Auto 1.260% 11/16/26 \$0.00105/Pv On 4,906.80 Pv Due 8/16/24	5.15	
08/16/24	Sale	Paid Down 469.62 Par Value Of Gm Fin Cons Auto 1.260% 11/16/26 Trade Date 8/16/24	469.62	-469.58
08/19/24	Asset Income	Interest Earned On Honda Auto Rec Owner 5.270% 11/20/28 \$0.00439/Pv On 210,000.00 Pv Due 8/18/24	922.25	



CITY OF MENIFEE  
ACCOUNT NUMBER: 6736302020

Page 32 of 43  
August 1, 2024 to August 31, 2024

### TRANSACTION DETAIL (continued)

Date Posted	Activity	Description	Cash	Tax Cost
08/21/24	Asset Income	Interest Earned On Honda Auto Rec 0.880% 1/21/26 \$0.00073/Pv On 3,572.70 Pv Due 8/21/24	2.62	
08/21/24	Sale	Paid Down 438.14 Par Value Of Honda Auto Rec 0.880% 1/21/26 Trade Date 8/21/24	438.14	-438.05
08/21/24	Purchase	Purchased 800,000 Par Value Of Honda Auto 4.570% 3/21/29 Trade Date 8/9/24 Purchased Through J.P. Morgan Securities LLC Swift External Ref#: 8422203133789696 800,000 Par Value At 99.98429 %	-799,874.32	799,874.32
08/23/24	Purchase	Purchased 1,300,000 Par Value Of U S Treasury Nt 4.000% 7/31/29 Trade Date 8/22/24 Purchased Through Wells Fargo Securities, LLC Purchased On The Offexchange Transactions List Swift External Ref#: 8423503133825593 1,300,000 Par Value At 101.26171846 %	-1,316,402.34	1,316,402.34
08/23/24	Purchase Accrued Interest	Paid Accrued Interest On Purchase Of U S Treasury Nt 4.000% 7/31/29 Income Debit 3,250.00- USD	-3,250.00	
08/23/24	Asset Income	Interest Earned On Apple Inc 3.250% 2/23/26 0.01625 USD/\$1 Pv On 100,000 Par Value Due 8/23/24	1,625.00	
08/26/24	Asset Income	Interest Earned On F H L B Gtd Remic 3.171% 10/25/24 \$0.00264/Pv On 32,592.77 Pv Due 8/25/24	86.13	
08/26/24	Sale	Paid Down 8,782.85 Par Value Of F H L B Gtd Remic 3.171% 10/25/24 Trade Date 8/25/24	8,782.85	-9,447.74
08/26/24	Asset Income	Interest Earned On F H L M C Mltcl Mtg 3.329% 5/25/25 \$0.00277/Pv On 34,763.59 Pv Due 8/25/24	96.44	



CITY OF MENIFEE  
ACCOUNT NUMBER: 6736302020

Page 33 of 43  
August 1, 2024 to August 31, 2024

**TRANSACTION DETAIL (continued)**

Date Posted	Activity	Description	Cash	Tax Cost
08/26/24	Sale	Paid Down 69.63 Par Value Of F H L M C Mltcl Mtg 3.329% 5/25/25 Trade Date 8/25/24	69.63	-71.57
08/26/24	Asset Income	Interest Earned On F H L M C Mltcl Mt 3.284% 6/25/25 \$0.00274/Pv On 60,000.00 Pv Due 8/25/24	164.20	
08/26/24	Sale	Paid Down 372.24 Par Value Of F H L M C Mltcl Mt 3.284% 6/25/25 Trade Date 8/25/24	372.24	-395.87
08/26/24	Asset Income	Interest Earned On Bmw Vehicle Lease 5.160% 11/25/25 \$0.00430/Pv On 86,459.01 Pv Due 8/25/24	371.78	
08/26/24	Sale	Paid Down 11,070.91 Par Value Of Bmw Vehicle Lease 5.160% 11/25/25 Trade Date 8/25/24	11,070.91	-11,090.94
08/26/24	Asset Income	Interest Earned On Bmw Veh Owner Tr 3.210% 8/25/26 \$0.00267/Pv On 8,565.66 Pv Due 8/25/24	22.91	
08/26/24	Sale	Paid Down 783.85 Par Value Of Bmw Veh Owner Tr 3.210% 8/25/26 Trade Date 8/25/24	783.85	-783.81
08/26/24	Asset Income	Interest Earned On Bmw Vehicle Owner 5.180% 2/26/29 \$0.00432/Pv On 570,000.00 Pv Due 8/25/24	2,460.50	
08/26/24	Asset Income	Interest Earned On F H L M C Mltcl Mtg 3.241% 9/25/24 \$0.00270/Pv On 8,082.27 Pv Due 8/25/24	21.83	
08/26/24	Sale	Paid Down 5,713.61 Par Value Of F H L M C Mltcl Mtg 3.241% 9/25/24 Trade Date 8/25/24	5,713.61	-6,015.36
08/26/24	Asset Income	Interest Earned On F H L M C Mltcl Mtg 2.670% 12/25/24 \$0.00223/Pv On 14,014.16 Pv Due 8/25/24	31.18	

CITY OF MENIFEE  
ACCOUNT NUMBER: 6736302020Page 34 of 43  
August 1, 2024 to August 31, 2024**TRANSACTION DETAIL (continued)**

<b>Date Posted</b>	<b>Activity</b>	<b>Description</b>	<b>Cash</b>	<b>Tax Cost</b>
08/26/24	Sale	Paid Down 26.29 Par Value Of F H L M C Mltcl Mtg 2.670% 12/25/24 Trade Date 8/25/24	26.29	-26.54
08/26/24	Asset Income	Interest Earned On F H L M C Mltcl Mt 3.334% 8/25/25 \$0.00278/Pv On 25,000.00 Pv Due 8/25/24	69.46	
08/26/24	Asset Income	Interest Earned On F H L M C Mltcl Mtg 2.995% 12/25/25 \$0.00250/Pv On 125,000.00 Pv Due 8/25/24	311.98	
08/26/24	Asset Income	Interest Earned On F H L M C Mltcl Mtg 2.745% 1/25/26 \$0.00229/Pv On 70,000.00 Pv Due 8/25/24	160.13	
08/26/24	Asset Income	Interest Earned On F H L M C Mltcl Mtg 2.525% 5/25/26 \$0.00210/Pv On 120,000.00 Pv Due 8/25/24	252.50	
08/26/24	Asset Income	Interest Earned On F H L M C Mltcl Mt 2.653% 8/25/26 \$0.00221/Pv On 125,000.00 Pv Due 8/25/24	276.35	
08/26/24	Asset Income	Interest Earned On F H L M C Mltcl Mtg 3.413% 12/25/26 \$0.00284/Pv On 70,000.00 Pv Due 8/25/24	199.09	
08/26/24	Asset Income	Interest Earned On F H L M C Mltcl Mt 3.430% 1/25/27 \$0.00286/Pv On 70,000.00 Pv Due 8/25/24	200.08	
08/26/24	Asset Income	Interest Earned On F H L M C Mltcl Mt 3.064% 8/25/24 \$0.00255/Pv On 9,100.65 Pv Due 8/25/24	23.24	
08/26/24	Asset Income	Interest Earned On F H L M C Mltcl Mt 3.187% 9/25/27 \$0.00266/Pv On 99,964.37 Pv Due 8/25/24	265.49	
08/26/24	Sale	Paid Down 157.44 Par Value Of F H L M C Mltcl Mt 3.187% 9/25/27 Trade Date 8/25/24	157.44	-151.05



CITY OF MENIFEE  
ACCOUNT NUMBER: 6736302020

Page 35 of 43  
August 1, 2024 to August 31, 2024

**TRANSACTION DETAIL (continued)**

Date Posted	Activity	Description	Cash	Tax Cost
08/26/24	Asset Income	Interest Earned On F H L M C Mltcl Mt 3.303% 11/25/27 \$0.00275/Pv On 30,000.00 Pv Due 8/25/24	82.58	
08/26/24	Asset Income	Interest Earned On F H L M C Mltcl Mt 3.900% 8/25/28 \$0.00325/Pv On 1,500,000.00 Pv Due 8/25/24	4,875.00	
08/26/24	Asset Income	Interest Earned On F H L M C Mltcl Mt 3.422% 2/25/52 \$0.00285/Pv On 1,500,000.00 Pv Due 8/25/24	4,277.50	
08/26/24	Asset Income	Interest Earned On F H L M C Mltcl Mtg 2.031% 9/25/28 \$0.00169/Pv On 135,000.00 Pv Due 8/25/24	228.49	
08/26/24	Asset Income	Interest Earned On F H L M C Mltcl Mt 2.525% 10/25/26 \$0.00210/Pv On 125,000.00 Pv Due 8/25/24	263.02	
08/26/24	Asset Income	Interest Earned On F N M A 0.375% 8/25/25 0.001875 USD/\$1 Pv On 75,000 Par Value Due 8/25/24	140.63	
08/26/24	Asset Income	Interest Earned On Cisco Sys Inc 4.800% 2/26/27 0.024 USD/\$1 Pv On 700,000 Par Value Due 8/26/24	16,800.00	
08/26/24	Sale	Matured 9,100.65 Par Value Of F H L M C Mltcl Mt 3.064% 8/25/24 Trade Date 8/25/24 9,100.65 Par Value At 100 %	9,100.65	-9,259.92
08/27/24	Asset Income	Interest Earned On Caterpillar Finl Mtn 4.850% 2/27/29 0.02425 USD/\$1 Pv On 1,300,000 Par Value Due 8/27/24	31,525.00	
	Purchase	Combined Purchases For The Period 8/ 1/24 - 8/31/24 Of Federated Hermes Govt Obligs Is	-419,367.89	419,367.89
	Sale	Combined Sales For The Period 8/ 1/24 - 8/31/24 Of Federated Hermes Govt Obligs Is	2,117,901.66	-2,117,901.66
<b>Ending Balance 08/31/2024</b>			<b>\$0.00</b>	<b>\$129,812,989.40</b>



CITY OF MENIFEE  
ACCOUNT NUMBER: 6736302020

Page 36 of 43  
August 1, 2024 to August 31, 2024

### SALE/MATURITY SUMMARY

	Settlement Date	Description	Tax Cost	Proceeds	Estimated Gain/Loss
<b>Taxable Bonds</b>					
<b>Bmw Veh Owner Tr</b> <b>A B S Ser 2022 A CI A 3</b> <b>08/25/2026 Var</b> <b>BVO3226</b>					
	08/26/24	Paid Down 783.85 Par Value Trade Date 8/25/24	-783.81	783.85	0.04
<b>Bmw Vehicle Lease</b> <b>A B S Ser 2023 1 CI A 3</b> <b>5.160 11/25/2025</b> <b>05593AAC3</b>					
	08/26/24	Paid Down 11,070.91 Par Value Trade Date 8/25/24	-11,090.94	11,070.91	-20.03
<b>F H L B Gtd R E M I C Pass Thru</b> <b>C M O Ser K041 CI A2</b> <b>3.171 10/25/2024</b> <b>3137BFE98</b>					
	08/26/24	Paid Down 8,782.85 Par Value Trade Date 8/25/24	-9,447.74	8,782.85	-664.89
<b>F H L M C Multiclass Mtg Partn</b> <b>C M O Ser K040 CI A2</b> <b>3.241 09/25/2024</b> <b>FHL3224</b>					
	08/26/24	Paid Down 5,713.61 Par Value Trade Date 8/25/24	-6,015.36	5,713.61	-301.75





CITY OF MENIFEE  
ACCOUNT NUMBER: 6736302020

Page 37 of 43  
August 1, 2024 to August 31, 2024

**SALE/MATURITY SUMMARY (continued)**

	Settlement Date	Description	Tax Cost	Proceeds	Estimated Gain/Loss
<b>F H L M C Multiclass Mtg Partn</b> <b>C M O Ser K042 CI A2</b> <b>2.670 12/25/2024</b> <b>3137BFXT3</b>					
	08/26/24	Paid Down 26.29 Par Value Trade Date 8/25/24	-26.54	26.29	-0.25
<b>F H L M C Multiclass Mtg Partn</b> <b>C M O Ser K047 CI A2</b> <b>3.329 05/25/2025</b> <b>FHL3325A</b>					
	08/26/24	Paid Down 69.63 Par Value Trade Date 8/25/24	-71.57	69.63	-1.94
<b>F H L M C Multiclass Mtg Partn</b> <b>C M O Ser K048 CI A2</b> <b>06/25/2025 Var</b> <b>FHL3225</b>					
	08/26/24	Paid Down 372.24 Par Value Trade Date 8/25/24	-395.87	372.24	-23.63
<b>F H L M C Multiclass Mtg Partn</b> <b>C M O Ser K069 CI A2</b> <b>3.187 09/25/2027</b> <b>FHL3127A</b>					
	08/26/24	Paid Down 157.44 Par Value Trade Date 8/25/24	-151.05	157.44	6.39



CITY OF MENIFEE  
ACCOUNT NUMBER: 6736302020

Page 38 of 43  
August 1, 2024 to August 31, 2024

### SALE/MATURITY SUMMARY (continued)

Settlement Date	Description	Tax Cost	Proceeds	Estimated Gain/Loss
<b>F H L M C Multiclass Mtg Partn</b> <b>C M O Ser K728 CI A2</b> <b>08/25/2024 Var</b> <b>FHL3024</b>				
08/26/24	Matured 9,100.65 Par Value Trade Date 8/25/24 9,100.65 Par Value At 100 %	-9,259.92	9,100.65	-159.27
<b>Gm Fin Cons Auto Rec</b> <b>A B S Ser 2022 1 CI A3</b> <b>1.260 11/16/2026</b> <b>GFC1226</b>				
08/16/24	Paid Down 469.62 Par Value Trade Date 8/16/24	-469.58	469.62	0.04
<b>Gm Fin Cons Auto Rec Tr</b> <b>A B S Ser 2021 4 CI A 3</b> <b>0.680 09/16/2026</b> <b>GFC0626</b>				
08/16/24	Paid Down 412.13 Par Value Trade Date 8/16/24	-412.12	412.13	0.01
<b>Honda Auto Rec Ownr Tr</b> <b>A B S Ser 2022 1 CI A 3</b> <b>1.880 05/15/2026</b> <b>HAR1826</b>				
08/15/24	Paid Down 5,210.55 Par Value Trade Date 8/15/24	-5,012.09	5,210.55	198.46



CITY OF MENIFEE  
ACCOUNT NUMBER: 6736302020

Page 39 of 43  
August 1, 2024 to August 31, 2024

### SALE/MATURITY SUMMARY (continued)

	Settlement Date	Description	Tax Cost	Proceeds	Estimated Gain/Loss
Honda Auto Rec Ownr Tr 2021 4 A B S Ser 2021 4 CI A3 01/21/2026 Var HAR0826					
	08/21/24	Paid Down 438.14 Par Value Trade Date 8/21/24	-438.05	438.14	0.09
Hyundai Auto Rec Tr A B S Ser 2021 C CI A3 0.740 05/15/2026 HAR0726					
	08/15/24	Paid Down 945.76 Par Value Trade Date 8/15/24	-932.20	945.76	13.56
Hyundai Auto Rec Tr A B S Ser 2022 A CI A3 10/15/2026 Var HAR2226					
	08/15/24	Paid Down 1,310.29 Par Value Trade Date 8/15/24	-1,310.24	1,310.29	0.05
John Deere Own A B S Ser 2021 B CI A 3 03/16/2026 Var JDO0926					
	08/15/24	Paid Down 479.83 Par Value Trade Date 8/15/24	-479.79	479.83	0.04

CITY OF MENIFEE  
ACCOUNT NUMBER: 6736302020Page 40 of 43  
August 1, 2024 to August 31, 2024**SALE/MATURITY SUMMARY (continued)**

	Settlement Date	Description	Tax Cost	Proceeds	Estimated Gain/Loss
John Deere Owner A B S Ser 2022 C CI A 3 5.090 06/15/2027 JDO5027	08/15/24	Paid Down 1,201.11 Par Value Trade Date 8/15/24	-1,201.02	1,201.11	0.09
John Deere Owner Tr A B S Ser 2022 CI A 3 09/15/2026 Var JDO2326	08/15/24	Paid Down 498.85 Par Value Trade Date 8/15/24	-498.74	498.85	0.11
John Deere Ownr Tr A B S Ser 2022 B CI A3 02/16/2027 Var JDO6827	08/15/24	Paid Down 731.73 Par Value Trade Date 8/15/24	-731.66	731.73	0.07
Toyota Auto Rec Own Tr A B S Ser 2021 D CI A 3 04/15/2026 Var TAR0726	08/15/24	Paid Down 3,379.54 Par Value Trade Date 8/15/24	-3,182.71	3,379.54	196.83



CITY OF MENIFEE  
ACCOUNT NUMBER: 6736302020

Page 41 of 43  
August 1, 2024 to August 31, 2024

### SALE/MATURITY SUMMARY (continued)

	Settlement Date	Description	Tax Cost	Proceeds	Estimated Gain/Loss
Toyota Auto Rec Own Tr A B S Ser 2022 C CI A 3 3.760 04/15/2027 TAR3727					
	08/15/24	Paid Down 1,487.74 Par Value Trade Date 8/15/24	-1,462.98	1,487.74	24.76
<b>Total Taxable Bonds</b>			<b>-\$53,373.98</b>	<b>\$52,642.76</b>	<b>-\$731.22</b>
<b>Total Sales &amp; Maturities</b>			<b>-\$53,373.98</b>	<b>\$52,642.76</b>	<b>-\$731.22</b>

### SALE/MATURITY SUMMARY MESSAGES

Estimated Year-To-Date Short-Term Gain (Loss): \$229.27

Estimated Year-To-Date Long-Term Gain (Loss): (\$702,014.06)

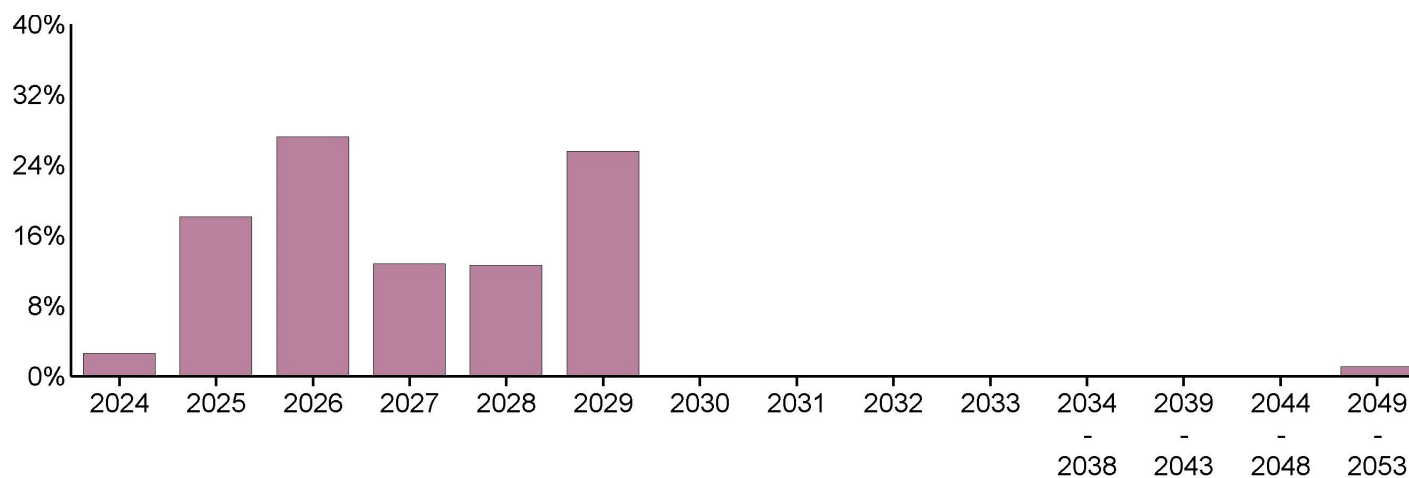
Estimates should not be used for tax purposes



CITY OF MENIFEE  
ACCOUNT NUMBER: 6736302020

Page 42 of 43  
August 1, 2024 to August 31, 2024

### BOND SUMMARY



	Par Value	Market Value	Percentage of Category
<b>MATURITY</b>			
2024	3,365,166.45	3,346,104.05	2.59
2025	23,989,709.82	23,488,225.75	18.15
2026	36,661,324.12	35,238,406.04	27.22
2027	16,553,713.63	16,527,788.65	12.77
2028	16,180,000.00	16,325,739.65	12.60
2029	32,680,000.00	33,092,913.75	25.55
2030	0.00	0.00	0.00
2031	0.00	0.00	0.00
2032	0.00	0.00	0.00
2033	0.00	0.00	0.00
2034 - 2038	0.00	0.00	0.00
2039 - 2043	0.00	0.00	0.00
2044 - 2048	0.00	0.00	0.00
2049 - 2053	1,500,000.00	1,456,035.00	1.12
<b>Total of Category</b>	<b>\$130,929,914.02</b>	<b>\$129,475,212.89</b>	<b>100.00</b>



CITY OF MENIFEE  
ACCOUNT NUMBER: 6736302020

Page 43 of 43  
August 1, 2024 to August 31, 2024

### BOND SUMMARY (continued)

	Par Value	Market Value	Percentage of Category
<b>MOODY'S RATING</b>			
Aaa	95,066,428.36	93,572,651.77	72.27
Aa2	55,000.00	52,598.00	0.04
Aa3	90,000.00	88,028.90	0.07
A1	18,907,000.00	18,932,858.13	14.62
A2	4,245,000.00	4,307,107.10	3.33
A3	7,335,000.00	7,379,783.15	5.70
Baa1	30,000.00	28,965.30	0.02
N/A	5,201,485.66	5,113,220.54	3.95
<b>Total of Category</b>	<b>\$130,929,914.02</b>	<b>\$129,475,212.89</b>	<b>100.00</b>

<b>S&amp;P RATING</b>			
AAA	5,801,431.13	5,761,071.16	4.45
AA+	29,450,000.00	28,260,897.75	21.83
AA	115,000.00	109,518.80	0.08
AA-	700,000.00	711,340.00	0.55
A+	5,155,000.00	5,244,308.45	4.05
A	13,785,000.00	13,916,724.00	10.75
A-	10,907,000.00	10,807,449.33	8.35
N/A	65,016,482.89	64,663,903.40	49.94
<b>Total of Category</b>	<b>\$130,929,914.02</b>	<b>\$129,475,212.89</b>	<b>100.00</b>

### BOND SUMMARY MESSAGES

Data contained within this section excluded Mutual Funds, Exchange Traded Funds, and Closed-Ended Funds.



THIS PAGE WAS INTENTIONALLY LEFT BLANK



## Glossary

**Accretion** - The accumulation of the value of a discounted bond until maturity.

**Adjusted Prior Market Realized Gain/Loss** - The difference between the proceeds and the Prior Market Value of the transaction.

**Adjusted Prior Market Unrealized Gain/Loss** - The difference between the Market Value and the Adjusted Prior Market Value.

**Adjusted Prior Market Value** - A figure calculated using the beginning Market Value for the fiscal year, adjusted for all asset related transactions during the period, employing an average cost methodology.

**Amortization** - The decrease in value of a premium bond until maturity.

**Asset** - Anything owned that has commercial exchange value. Assets may consist of specific property or of claims against others, in contrast to obligations due to others (liabilities).

**Bond Rating** - A measurement of a bond's quality based upon the issuer's financial condition. Ratings are assigned by independent rating services, such as Moody's, or S&P, and reflect their opinion of the issuer's ability to meet the scheduled interest and principal repayments for the bond.

**Cash** - Cash activity that includes both income and principal cash categories.

**Change in Unrealized Gain/Loss** - Also reported as Gain/Loss in Period in the Asset Detail section. This figure shows the market appreciation (depreciation) for the current period.

**Cost Basis (Book Value)** - The original price of an asset, normally the purchase price or appraised value at the time of acquisition. Book Value method maintains an average cost for each asset.

**Cost Basis (Tax Basis)** - The original price of an asset, normally the purchase price or appraised value at the time of acquisition. Tax Basis uses client determined methods such as Last-In-First-Out (LIFO), First-In-First-Out (FIFO), Average, Minimum Gain, and Maximum Gain.

**Ending Accrual** - (Also reported as Accrued Income) Income earned but not yet received, or expenses incurred but not yet paid, as of the end of the reporting period.

**Estimated Annual Income** - The amount of income a particular asset is anticipated to earn over the next year. The shares multiplied by annual income rate.

**Estimated Current Yield** - The annual rate of return on an investment expressed as a percentage. For stocks, yield is calculated by taking the annual dividend payments divided by the stock's current share price. For bonds, yield is calculated by the coupon rate divided by the bond's market price.

**Ex-Dividend Date** - (Also reported as Ex-Date) For stock trades, the person who owns the security on the ex-dividend date will earn the dividend, regardless of who currently owns the stock.

**Income Cash** - A category of cash comprised of ordinary earnings derived from investments, usually dividends and interest.

**Market Value** - The price per unit multiplied by the number of units.

**Maturity Date** - The date on which an obligation or note matures.

**Payable Date** - The date on which a dividend, mutual fund distribution, or interest on a bond will be made.

**Principal Cash** - A category of cash comprised of cash, deposits, cash withdrawals and the cash flows generated from purchases or sales of investments.

**Realized Gain/Loss Calculation** - The Proceeds less the Cost Basis of a transaction.

**Settlement Date** - The date on which a trade settles and cash or securities are credited or debited to the account.

**Trade Date** - The date a trade is legally entered into.

**Unrealized Gain/Loss** - The difference between the Market Value and Cost Basis at the end of the current period.

**Yield on/at Market** - The annual rate of return on an investment expressed as a percentage. For stocks, yield is calculated by the annual dividend payments divided by the stock's current share price. For bonds, yield is calculated by the coupon rate divided by the bond's market price.

The terms defined in this glossary are only for use when reviewing your account statement. Please contact your Relationship Manager with any questions.



021015  
-UC-244

U.S. Bank  
1555 N. Rivercenter Dr.  
Suite 300  
Milwaukee, WI 53212

|||||  
000017411 06 SP 000638788338690 S

CITY OF MENIFEE  
FINANCE DEPARTMENT  
29844 HAUN ROAD  
MENIFEE, CA 92586

