

**QUESTIONS?**

If you have any questions regarding your account or this statement, please contact your Administrator.

KATHERINE ARTISHON
EP-MN-WS4E
60 LIVINGSTON AVE.
ST PAUL MN 55107
E-mail katherine.artishon@usbank.com

Portfolio Manager:
TS PRT RC #1 - AUTO
CN-OH-W6TC

ACCOUNT NUMBER: 6736302020**CITY OF MENIFEE****This statement is for the period from October 1, 2024 to October 31, 2024**

000017041 06 SP 000638832262637 S
CITY OF MENIFEE
FINANCE DEPARTMENT
29844 HAUN ROAD
MENIFEE, CA 92586



THIS PAGE WAS INTENTIONALLY LEFT BLANK



TABLE OF CONTENTS

Schedule	Page
Market Value Summary	1
Asset Summary	2
Income Summary	3
Cash Summary	4
Asset Detail	5
Transaction Detail	28
Sale/Maturity Summary	38
Bond Summary	46



THIS PAGE WAS INTENTIONALLY LEFT BLANK

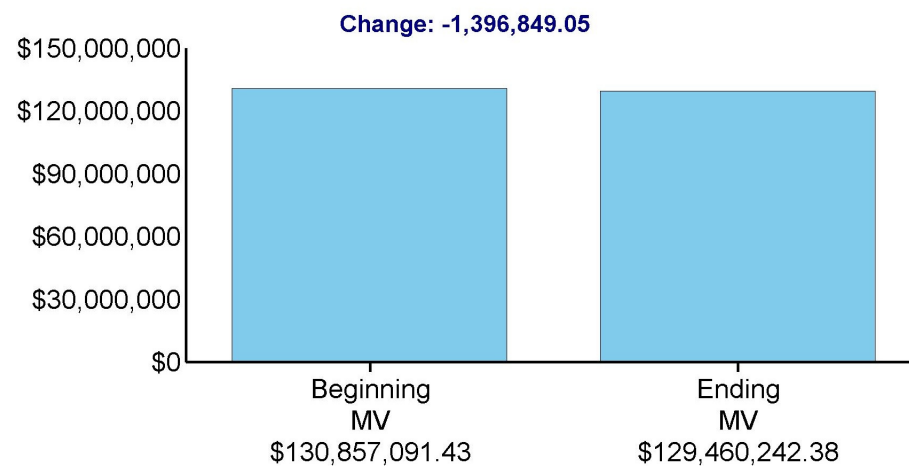


CITY OF MENIFEE
ACCOUNT NUMBER: 6736302020

Page 1 of 47
October 1, 2024 to October 31, 2024

MARKET VALUE SUMMARY

	Current Period 10/01/24 to 10/31/24
Beginning Market Value	\$130,857,091.43
Taxable Interest	279,172.00
Paid To/For Beneficiaries	-8,555.01
Cash Disbursements	-8,494.96
Long Term Gains/Losses	-22,565.95
Short Term Gains/Losses	6.88
Change in Investment Value	-1,636,412.01
Ending Market Value	\$129,460,242.38





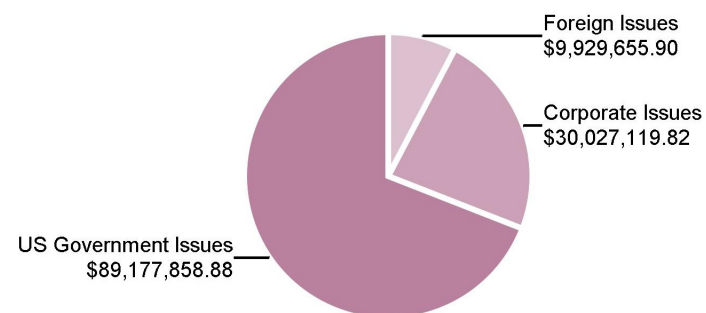
CITY OF MENIFEE
ACCOUNT NUMBER: 6736302020

Page 2 of 47
October 1, 2024 to October 31, 2024

ASSET SUMMARY

Assets	Current Period Market Value	% of Total	Estimated Annual Income
Cash & Equivalents	325,607.78	0.30	15,365.59
Taxable Bonds	129,134,634.60	99.70	4,221,222.24
Total Market Value	\$129,460,242.38	100.00	\$4,236,587.83

Fixed Income Summary





CITY OF MENIFEE
ACCOUNT NUMBER: 6736302020

Page 3 of 47
October 1, 2024 to October 31, 2024

INCOME SUMMARY

	Income Received Current Period
Taxable Interest	279,172.00
Total Current Period Income	\$279,172.00



CITY OF MENIFEE
ACCOUNT NUMBER: 6736302020

Page 4 of 47
October 1, 2024 to October 31, 2024

CASH SUMMARY

	Cash
Beginning Cash 10/01/2024	\$0.00
Taxable Interest	279,172.00
Paid To/For Beneficiaries	-8,555.01
Cash Disbursements	-8,494.96
Purchases	-2,743,856.95
Sales	2,587,074.34
Net Money Market Activity	-105,339.42
Ending Cash 10/31/2024	\$0.00



CITY OF MENIFEE
ACCOUNT NUMBER: 6736302020

Page 5 of 47
October 1, 2024 to October 31, 2024

ASSET DETAIL

Security Description

Shares/Face Amt	Price	Market Value	Tax Cost	Unrealized Gain/Loss	Percent of Total Portfolio	Estimated Annual Income	Estimated Current Yield
Cash & Equivalents							
Cash/Money Market							
Federated Hermes Govt Obligs Is - 60934N104 #5							
325,607.780	1.0000	325,607.78	325,607.78	0.00	0.3	15,365.59	4.72
Total Cash/Money Market		\$325,607.78	\$325,607.78	\$0.00	0.3	\$15,365.59	
Total Cash & Equivalents							
		\$325,607.78	\$325,607.78	\$0.00	0.3	\$15,365.59	

Taxable Bonds

US Government Issues

F H L M C M T N - 3137EAEU9
0.375 07/21/2025

80,000.000	97.1980	77,758.40	79,736.00	-1,977.60	0.1	300.00	0.39
------------	---------	-----------	-----------	-----------	-----	--------	------

F H L M C M T N - 3137EAEX3
0.375 09/23/2025

75,000.000	96.5550	72,416.25	74,777.85	-2,361.60	0.1	281.25	0.39
------------	---------	-----------	-----------	-----------	-----	--------	------

F H L M C Multiclass Mtg Partn - 3137H4BY5
C M O Ser K 746 CI A 2
1.985 09/25/2028

135,000.000	91.1320	123,028.20	116,263.48	6,764.72	0.1	2,741.85	2.23
-------------	---------	------------	------------	----------	-----	----------	------

F H L M C Multiclass Mtg Partn - 3137FMCR1
C M O Ser Ko93 CI A2
2.982 05/25/2052

1,000,000.000	93.8390	938,390.00	964,765.62	-26,375.62	0.7	29,820.00	3.18
---------------	---------	------------	------------	------------	-----	-----------	------

F H L M C Multiclass Mtg Partn - 3137BFXT3
C M O Ser K042 CI A2
2.670 12/25/2024

7,817.570	99.6240	7,788.18	7,890.86	-102.68	0.0	208.73	2.68
-----------	---------	----------	----------	---------	-----	--------	------



CITY OF MENIFEE
ACCOUNT NUMBER: 6736302020

Page 6 of 47
October 1, 2024 to October 31, 2024

ASSET DETAIL (continued)

Security Description

Shares/Face Amt	Price	Market Value	Tax Cost	Unrealized Gain/Loss	Percent of Total Portfolio	Estimated Annual Income	Estimated Current Yield
F H L M C Multiclass Mtg Partn - 3137BKRJ1 C M O Ser K047 CI A2 3.329 05/25/2025							
34,550.240	99.1470	34,255.53	35,511.18	-1,255.65	0.0	1,150.18	3.36
F H L M C Multiclass Mtg Partn - 3137BLAC2 C M O Ser K048 CI A2 06/25/2025 Var							
59,370.420	99.1050	58,839.05	63,138.27	-4,299.22	0.0	1,949.72	3.31
F H L M C Multiclass Mtg Partn - 3137BLW95 C M O Ser K050 CI A2 08/25/2025 Var							
25,000.000	98.9140	24,728.50	26,792.97	-2,064.47	0.0	833.50	3.37
F H L M C Multiclass Mtg Partn - 3137BN6G4 C M O Ser K053 CI A2 2.995 12/25/2025							
125,000.000	98.3770	122,971.25	121,166.99	1,804.26	0.1	3,743.75	3.04
F H L M C Multiclass Mtg Partn - 3137BNGT5 C M O Ser K054 CI A2 2.745 01/25/2026							
70,000.000	97.8890	68,522.30	67,000.39	1,521.91	0.1	1,921.50	2.80
F H L M C Multiclass Mtg Partn - 3137BQYS0 C M O Ser K056 CI A2 2.525 05/25/2026							
120,000.000	97.1250	116,550.00	116,042.97	507.03	0.1	3,030.00	2.60
F H L M C Multiclass Mtg Partn - 3137BSP72 C M O Ser K058 CI A2 2.653 08/25/2026							
125,000.000	96.7710	120,963.75	118,955.08	2,008.67	0.1	3,316.25	2.74
F H L M C Multiclass Mtg Partn - 3137BUX60 C M O Ser K062 CI A2 3.413 12/25/2026							
70,000.000	97.7180	68,402.60	67,716.80	685.80	0.1	2,389.10	3.49



CITY OF MENIFEE
ACCOUNT NUMBER: 6736302020

Page 7 of 47
October 1, 2024 to October 31, 2024

ASSET DETAIL (continued)

Security Description

Shares/Face Amt	Price	Market Value	Tax Cost	Unrealized Gain/Loss	Percent of Total Portfolio	Estimated Annual Income	Estimated Current Yield
F H L M C Multiclass Mtg Partn - 3137BVZ82 C M O Ser K063 CI A2 01/25/2027 Var							
70,000.000	97.8890	68,522.30	67,711.33	810.97	0.1	2,401.00	3.50
F H L M C Multiclass Mtg Partn - 3137FBU79 C M O Ser K069 CI A2 3.187 09/25/2027							
99,479.500	96.4900	95,987.77	95,442.04	545.73	0.1	3,170.41	3.30
F H L M C Multiclass Mtg Partn - 3137FCJK1 C M O Ser K070 CI A2 11/25/2027 Var							
30,000.000	96.6480	28,994.40	28,566.80	427.60	0.0	990.90	3.42
F H L M C Multiclass Mtg Partn - 3137FJEH8 C M O Ser K081 CI A2 08/25/2028 Var							
1,500,000.000	97.8430	1,467,645.00	1,436,718.75	30,926.25	1.1	58,500.00	3.99
F H L M C Multiclass Mtg Partn - 3137FLMV3 C M O Ser K090 CI A2 3.422 02/25/2052							
1,500,000.000	95.7150	1,435,725.00	1,405,195.31	30,529.69	1.1	51,330.01	3.57
F H L M C Multiclass Mtg Partn - 3137FQXJ7 C M O Ser K737 CI A2 2.525 10/25/2026							
125,000.000	96.5190	120,648.75	117,695.31	2,953.44	0.1	3,156.25	2.62
F N M A - 3135G05X7 0.375 08/25/2025							
75,000.000	96.8210	72,615.75	74,807.25	-2,191.50	0.1	281.25	0.39
F N M A - 3135G04Z3 0.500 06/17/2025							
70,000.000	97.6020	68,321.40	69,954.40	-1,633.00	0.1	350.00	0.51
F N M A - 3135G06G3 0.500 11/07/2025							
65,000.000	96.2630	62,570.95	64,767.30	-2,196.35	0.0	325.00	0.52



CITY OF MENIFEE
ACCOUNT NUMBER: 6736302020

Page 8 of 47
October 1, 2024 to October 31, 2024

ASSET DETAIL (continued)

Security Description	Shares/Face Amt	Price	Market Value	Tax Cost	Unrealized Gain/Loss	Percent of Total Portfolio	Estimated Annual Income	Estimated Current Yield
F N M A - 3135G0X24 1.625 01/07/2025	65,000.000	99.4550	64,645.75	66,319.45	-1,673.70	0.0	1,056.25	1.63
F N M A Deb - 3135G03U5 0.625 04/22/2025	65,000.000	98.2110	63,837.15	64,866.10	-1,028.95	0.0	406.25	0.64
Federal Farm Credit Bks - 3133EML67 0.800 06/22/2026	5,000,000.000	94.5150	4,725,750.00	4,977,500.00	-251,750.00	3.7	40,000.00	0.85
Federal Farm Credit Bks - 3133EN7J3 3.875 02/02/2026	210,000.000	99.5960	209,151.60	209,202.00	-50.40	0.2	8,137.50	3.89
Federal Farm Credit Bks - 3133EPGW9 3.875 04/25/2028	150,000.000	98.9710	148,456.50	150,753.00	-2,296.50	0.1	5,812.50	3.91
Federal Farm Credit Bks - 3133EPSK2 4.250 08/07/2028	75,000.000	100.1530	75,114.75	74,100.00	1,014.75	0.1	3,187.50	4.24
Federal Farm Credit Bks - 3133EPN50 4.250 12/15/2028	270,000.000	100.1420	270,383.40	272,999.70	-2,616.30	0.2	11,475.00	4.24
Federal Farm Credit Bks - 3133ERAK7 4.375 04/10/2029	700,000.000	100.6460	704,522.00	689,017.00	15,505.00	0.5	30,625.00	4.35
Federal Farm Credit Bks - 3133EP6K6 4.500 03/26/2027	700,000.000	100.7920	705,544.00	693,700.00	11,844.00	0.5	31,500.00	4.46
Federal Farm Credit Bks - 3133EPWK7 4.500 09/22/2028	95,000.000	101.0290	95,977.55	93,915.10	2,062.45	0.1	4,275.00	4.45



CITY OF MENIFEE
ACCOUNT NUMBER: 6736302020

Page 9 of 47
October 1, 2024 to October 31, 2024

ASSET DETAIL (continued)

Security Description

Shares/Face Amt	Price	Market Value	Tax Cost	Unrealized Gain/Loss	Percent of Total Portfolio	Estimated Annual Income	Estimated Current Yield
Federal Farm Credit Bks - 3133ERDH1 4.750 04/30/2029							
700,000.000	102.1800	715,260.00	706,132.00	9,128.00	0.6	33,250.00	4.65
Federal Home Loan Bks - 3130AMQ54 0.700 09/16/2025							
4,000,000.000	96.8960	3,875,840.00	4,000,000.00	-124,160.00	3.0	28,000.00	0.72
Federal Home Loan Bks - 3130AMM33 0.875 07/16/2026							
5,000,000.000	94.6050	4,730,250.00	5,000,000.00	-269,750.00	3.7	43,750.00	0.92
Federal Home Loan Bks - 3130AMT28 1.000 06/30/2026							
5,000,000.000	94.6780	4,733,900.00	5,000,000.00	-266,100.00	3.7	50,000.00	1.06
Federal Home Loan Bks - 3130AMWZ1 1.050 06/30/2026							
5,000,000.000	94.7570	4,737,850.00	5,000,000.00	-262,150.00	3.7	52,500.00	1.11
Federal Home Loan Bks - 3130A4CH3 2.375 03/14/2025							
35,000.000	99.2680	34,743.80	37,003.05	-2,259.25	0.0	831.25	2.39
Federal Home Loan Bks - 3130ATUS4 4.250 12/10/2027							
200,000.000	100.2890	200,578.00	204,274.00	-3,696.00	0.2	8,500.00	4.24
Federal Home Loan Bks - 3130AWTR1 4.375 09/08/2028							
225,000.000	100.7040	226,584.00	223,860.00	2,724.00	0.2	9,843.75	4.34
Federal Home Loan Bks - 3130AVBD3 4.500 03/09/2029							
700,000.000	100.8950	706,265.00	693,525.00	12,740.00	0.5	31,500.00	4.46
Federal Home Loan Bks - 3130ATS57 4.500 03/10/2028							
190,000.000	101.0300	191,957.00	196,165.50	-4,208.50	0.1	8,550.00	4.45

CITY OF MENIFEE
ACCOUNT NUMBER: 6736302020Page 10 of 47
October 1, 2024 to October 31, 2024**ASSET DETAIL (continued)****Security Description**

	Shares/Face Amt	Price	Market Value	Tax Cost	Unrealized Gain/Loss	Percent of Total Portfolio	Estimated Annual Income	Estimated Current Yield
U S Treasury Bond - 912810FG8 5.250 02/15/2029	1,550,000.000	104.6600	1,622,230.00	1,603,873.05	18,356.95	1.3	81,375.00	5.02
U S Treasury Note - 91282CAM3 0.250 09/30/2025	70,000.000	96.3550	67,448.50	68,476.95	-1,028.45	0.1	175.00	0.26
U S Treasury Note - 91282CAT8 0.250 10/31/2025	75,000.000	96.0540	72,040.50	73,986.33	-1,945.83	0.1	187.50	0.26
U S Treasury Note - 91282CAZ4 0.375 11/30/2025	70,000.000	95.8630	67,104.10	68,744.92	-1,640.82	0.1	262.50	0.39
U S Treasury Note - 912828ZF0 0.500 03/31/2025	3,000,000.000	98.3980	2,951,940.00	2,990,625.00	-38,685.00	2.3	15,000.00	0.51
U S Treasury Note - 91282CBT7 0.750 03/31/2026	4,000,000.000	95.2540	3,810,160.00	3,998,750.00	-188,590.00	2.9	30,000.00	0.79
U S Treasury Note - 91282CCZ2 0.875 09/30/2026	120,000.000	94.0040	112,804.80	118,806.25	-6,001.45	0.1	1,050.00	0.93
U S Treasury Note - 912828YQ7 1.625 10/31/2026	200,000.000	95.1950	190,390.00	184,765.63	5,624.37	0.1	3,250.00	1.71
U S Treasury Note - 912828K74 2.000 08/15/2025	3,000,000.000	98.1590	2,944,770.00	3,175,312.50	-230,542.50	2.3	60,000.00	2.04
U S Treasury Note - 912828U24 2.000 11/15/2026	870,000.000	95.8520	833,912.40	812,147.27	21,765.13	0.6	17,400.00	2.09



CITY OF MENIFEE
ACCOUNT NUMBER: 6736302020

Page 11 of 47
October 1, 2024 to October 31, 2024

ASSET DETAIL (continued)

Security Description

Shares/Face Amt	Price	Market Value	Tax Cost	Unrealized Gain/Loss	Percent of Total Portfolio	Estimated Annual Income	Estimated Current Yield
U S Treasury Note - 912828V98 2.250 02/15/2027							
800,000.000	95.8830	767,064.00	748,375.00	18,689.00	0.6	18,000.00	2.35
U S Treasury Note - 912828M56 2.250 11/15/2025							
2,000,000.000	97.9020	1,958,040.00	2,140,625.00	-182,585.00	1.5	45,000.00	2.30
U S Treasury Note - 9128286F2 2.500 02/28/2026							
800,000.000	97.7810	782,248.00	765,630.86	16,617.14	0.6	20,000.00	2.56
U S Treasury Note - 9128286A3 2.625 01/31/2026							
800,000.000	98.0350	784,280.00	767,375.00	16,905.00	0.6	21,000.00	2.68
U S Treasury Note - 912828XZ8 2.750 06/30/2025							
800,000.000	98.9740	791,792.00	778,218.75	13,573.25	0.6	22,000.00	2.78
U S Treasury Note - 91282CFB2 2.750 07/31/2027							
815,000.000	96.4260	785,871.90	765,901.95	19,969.95	0.6	22,412.50	2.85
U S Treasury Note - 9128284R8 2.875 05/31/2025							
800,000.000	99.1110	792,888.00	780,218.75	12,669.25	0.6	23,000.00	2.90
U S Treasury Note - 91282CFH9 3.125 08/31/2027							
1,630,000.000	97.3360	1,586,576.80	1,560,182.82	26,393.98	1.2	50,937.50	3.21
U S Treasury Note - 91282CFJ5 3.125 08/31/2029							
2,100,000.000	95.4610	2,004,681.00	2,066,046.88	-61,365.88	1.5	65,625.00	3.27
U S Treasury Note - 9128285M8 3.125 11/15/2028							
150,000.000	96.1560	144,234.00	143,970.70	263.30	0.1	4,687.50	3.25



CITY OF MENIFEE
ACCOUNT NUMBER: 6736302020

Page 12 of 47
October 1, 2024 to October 31, 2024

ASSET DETAIL (continued)

Security Description

Shares/Face Amt	Price	Market Value	Tax Cost	Unrealized Gain/Loss	Percent of Total Portfolio	Estimated Annual Income	Estimated Current Yield
U S Treasury Note - 91282CEW7 3.250 06/30/2027							
815,000.000	97.8090	797,143.35	786,333.79	10,809.56	0.6	26,487.50	3.32
U S Treasury Note - 91282CEV9 3.250 06/30/2029							
1,500,000.000	96.1210	1,441,815.00	1,443,515.63	-1,700.63	1.1	48,750.00	3.38
U S Treasury Note - 91282CHA2 3.500 04/30/2028							
815,000.000	97.9020	797,901.30	784,646.88	13,254.42	0.6	28,525.00	3.57
U S Treasury Note - 91282CHB0 3.625 05/15/2026							
800,000.000	99.1090	792,872.00	780,187.50	12,684.50	0.6	29,000.00	3.66
U S Treasury Note - 91282CHE4 3.625 05/31/2028							
815,000.000	98.2580	800,802.70	787,623.25	13,179.45	0.6	29,543.75	3.69
U S Treasury Note - 91282CJR3 3.750 12/31/2028							
890,000.000	98.4060	875,813.40	858,566.41	17,246.99	0.7	33,375.00	3.81
U S Treasury Note - 91282CGC9 3.875 12/31/2027							
850,000.000	99.2340	843,489.00	824,931.64	18,557.36	0.7	32,937.50	3.90
U S Treasury Note - 91282CJT9 4.000 01/15/2027							
800,000.000	99.6910	797,528.00	782,968.75	14,559.25	0.6	32,000.00	4.01
U S Treasury Note - 91282CJW2 4.000 01/31/2029							
825,000.000	99.3520	819,654.00	802,336.91	17,317.09	0.6	33,000.00	4.03
U S Treasury Note - 91282CLC3 4.000 07/31/2029							
1,300,000.000	99.3280	1,291,264.00	1,316,402.34	-25,138.34	1.0	52,000.00	4.03



CITY OF MENIFEE
ACCOUNT NUMBER: 6736302020

Page 13 of 47
October 1, 2024 to October 31, 2024

ASSET DETAIL (continued)

Security Description	Shares/Face Amt	Price	Market Value	Tax Cost	Unrealized Gain/Loss	Percent of Total Portfolio	Estimated Annual Income	Estimated Current Yield
U S Treasury Note - 91282CGA3 4.000 12/15/2025	820,000.000	99.6800	817,376.00	810,386.72	6,989.28	0.6	32,800.00	4.01
U S Treasury Note - 91282CKG5 4.125 03/31/2029	1,600,000.000	99.8360	1,597,376.00	1,574,437.50	22,938.50	1.2	66,000.00	4.13
U S Treasury Note - 91282CHH7 4.125 06/15/2026	800,000.000	99.8630	798,904.00	786,781.25	12,122.75	0.6	33,000.00	4.13
U S Treasury Note - 91282CHQ7 4.125 07/31/2028	790,000.000	99.8670	788,949.30	773,639.07	15,310.23	0.6	32,587.50	4.13
U S Treasury Note - 91282CFM8 4.125 09/30/2027	800,000.000	100.0160	800,128.00	790,265.63	9,862.37	0.6	33,000.00	4.12
U S Treasury Note - 91282CFU0 4.125 10/31/2027	1,650,000.000	99.9920	1,649,868.00	1,630,343.75	19,524.25	1.3	68,062.50	4.13
U S Treasury Note - 91282CJV4 4.250 01/31/2026	800,000.000	99.9770	799,816.00	789,312.50	10,503.50	0.6	34,000.00	4.25
U S Treasury Note - 91282CKD2 4.250 02/28/2029	850,000.000	100.3560	853,026.00	838,150.40	14,875.60	0.7	36,125.00	4.23
U S Treasury Note - 91282CKX8 4.250 06/30/2029	1,600,000.000	100.3480	1,605,568.00	1,656,250.00	-50,682.00	1.2	68,000.00	4.23
U S Treasury Note - 91282CFP1 4.250 10/15/2025	850,000.000	99.9360	849,456.00	839,707.03	9,748.97	0.7	36,125.00	4.25



CITY OF MENIFEE
ACCOUNT NUMBER: 6736302020

Page 14 of 47
October 1, 2024 to October 31, 2024

ASSET DETAIL (continued)

Security Description	Shares/Face Amt	Price	Market Value	Tax Cost	Unrealized Gain/Loss	Percent of Total Portfolio	Estimated Annual Income	Estimated Current Yield
U S Treasury Note - 91282CJS1 4.250 12/31/2025	850,000.000	99.9380	849,473.00	838,876.95	10,596.05	0.7	36,125.00	4.25
U S Treasury Note - 91282CHU8 4.375 08/15/2026	800,000.000	100.3200	802,560.00	791,375.00	11,185.00	0.6	35,000.00	4.36
U S Treasury Note - 91282CHX2 4.375 08/31/2028	800,000.000	100.7310	805,848.00	791,476.57	14,371.43	0.6	35,000.00	4.34
U S Treasury Note - 91282CJN2 4.375 11/30/2028	850,000.000	100.7700	856,545.00	839,308.59	17,236.41	0.7	37,187.50	4.34
U S Treasury Note - 91282CJP7 4.375 12/15/2026	800,000.000	100.4410	803,528.00	790,250.00	13,278.00	0.6	35,000.00	4.36
U S Treasury Note - 91282CKH3 4.500 03/31/2026	850,000.000	100.3400	852,890.00	842,828.13	10,061.87	0.7	38,250.00	4.48
U S Treasury Note - 91282CKJ9 4.500 04/15/2027	800,000.000	100.8360	806,688.00	793,125.00	13,563.00	0.6	36,000.00	4.46
U S Treasury Note - 91282CKT7 4.500 05/31/2029	1,600,000.000	101.4380	1,623,008.00	1,614,812.50	8,195.50	1.3	72,000.00	4.44
U S Treasury Note - 91282CHM6 4.500 07/15/2026	850,000.000	100.4880	854,148.00	842,164.06	11,983.94	0.7	38,250.00	4.48
U S Treasury Note - 91282CKB6 4.625 02/28/2026	800,000.000	100.4490	803,592.00	794,500.00	9,092.00	0.6	37,000.00	4.60



CITY OF MENIFEE
ACCOUNT NUMBER: 6736302020

Page 15 of 47
October 1, 2024 to October 31, 2024

ASSET DETAIL (continued)

Security Description

	Shares/Face Amt	Price	Market Value	Tax Cost	Unrealized Gain/Loss	Percent of Total Portfolio	Estimated Annual Income	Estimated Current Yield
U S Treasury Note - 91282CKP5 4.625 04/30/2029	1,600,000.000	101.8950	1,630,320.00	1,609,593.75	20,726.25	1.3	74,000.00	4.54
U S Treasury Note - 91282CKV2 4.625 06/15/2027	1,500,000.000	101.2230	1,518,345.00	1,505,683.59	12,661.41	1.2	69,375.00	4.57
U S Treasury Note - 91282CHN4 4.750 07/31/2025	800,000.000	100.2490	801,992.00	796,187.50	5,804.50	0.6	38,000.00	4.74
U S Treasury Note - 91282CKK6 4.875 04/30/2026	800,000.000	100.9300	807,440.00	799,125.00	8,315.00	0.6	39,000.00	4.83
Total US Government Issues			\$89,177,858.88	\$90,492,076.05	-\$1,314,217.17	68.9	\$2,482,259.40	

Corporate Issues

Ace Ina Holding - 00440EAS6 3.150 03/15/2025	50,000.000	99.4320	49,716.00	51,448.00	-1,732.00	0.0	1,575.00	3.17
Amazon Com Inc - 023135BX3 1.000 05/12/2026	60,000.000	95.1620	57,097.20	59,740.80	-2,643.60	0.0	600.00	1.05
American Honda Fin Corp - 02665WED9 Medium Term Note 4.700 01/12/2028	130,000.000	100.3590	130,466.70	131,033.50	-566.80	0.1	6,110.00	4.68
American Honda Finance - 02665WFD8 Medium Term Note 4.900 03/12/2027	600,000.000	100.7760	604,656.00	595,380.00	9,276.00	0.5	29,400.00	4.86



CITY OF MENIFEE
ACCOUNT NUMBER: 6736302020

Page 16 of 47
October 1, 2024 to October 31, 2024

ASSET DETAIL (continued)

Security Description

Shares/Face Amt	Price	Market Value	Tax Cost	Unrealized Gain/Loss	Percent of Total Portfolio	Estimated Annual Income	Estimated Current Yield
American Honda Finance - 02665WFE6 Medium Term Note 4.900 03/13/2029							
850,000.000	100.5190	854,411.50	843,616.50	10,795.00	0.7	41,650.00	4.88
Apple Inc - 037833DN7 2.050 09/11/2026							
25,000.000	95.9560	23,989.00	25,621.00	-1,632.00	0.0	512.50	2.14
Apple Inc - 037833BY5 3.250 02/23/2026							
100,000.000	98.6060	98,606.00	96,949.00	1,657.00	0.1	3,250.00	3.30
Bank Amer Corp Sr - 06051GJD2 Medium Term Note 1.319 06/19/2026							
40,000.000	97.6660	39,066.40	40,105.60	-1,039.20	0.0	527.60	1.35
Bank America Corp - 06051GLE7 Medium Term Note 5.080 01/20/2027							
30,000.000	100.2580	30,077.40	30,000.00	77.40	0.0	1,524.00	5.07
Bank New York Mellon Corp - 06406RBN6 Medium Term Note 4.543 02/01/2029							
900,000.000	99.4180	894,762.00	881,811.00	12,951.00	0.7	40,887.00	4.57
Bank New York Mellon Corp - 06406RBQ9 Medium Term Note 4.947 04/26/2027							
700,000.000	100.4780	703,346.00	694,316.00	9,030.00	0.5	34,629.00	4.92
Bank Of America Corp - 06051GHT9 Medium Term Note 3.559 04/23/2027							
675,000.000	98.2050	662,883.75	656,743.45	6,140.30	0.5	24,023.25	3.62
Bank Of America Corp - 06051GGF0 Medium Term Note 3.824 01/20/2028							
75,000.000	97.9680	73,476.00	71,563.50	1,912.50	0.1	2,868.00	3.90



CITY OF MENIFEE
ACCOUNT NUMBER: 6736302020

Page 17 of 47
October 1, 2024 to October 31, 2024

ASSET DETAIL (continued)

Security Description

Shares/Face Amt	Price	Market Value	Tax Cost	Unrealized Gain/Loss	Percent of Total Portfolio	Estimated Annual Income	Estimated Current Yield
Bank Of America Corp - 06051GHG7 Medium Term Note 3.970 03/05/2029							
1,050,000.000	97.0870	1,019,413.50	992,729.50	26,684.00	0.8	41,685.00	4.09
Berkshire Hathaway Fin - 084664CZ2 2.300 03/15/2027							
45,000.000	95.7300	43,078.50	44,991.45	-1,912.95	0.0	1,035.00	2.40
Bmw Veh Owner Tr - 05602RAD3 A B S Ser 2022 A Cl A 3 08/25/2026 Var							
6,308.850	99.4110	6,271.69	6,308.52	-36.83	0.0	202.51	3.23
Bmw Vehicle Lease - 05593AAC3 A B S Ser 2023 1 Cl A 3 5.160 11/25/2025							
53,812.770	100.0580	53,843.98	53,910.10	-66.12	0.0	2,776.74	5.16
Bmw Vehicle Owner Trust - 096919AD7 A B S Ser 2024 A Cl A 3 5.180 02/26/2029							
570,000.000	101.2460	577,102.20	569,913.42	7,188.78	0.4	29,526.00	5.12
Caterpillar Finl Service - 14913Q3B3 Medium Term Note 2.150 11/08/2024							
45,000.000	99.9530	44,978.85	45,481.50	-502.65	0.0	967.50	2.15
Caterpillar Finl Svcs - 14913R3B1 Medium Term Note 4.800 01/06/2026							
80,000.000	100.3980	80,318.40	79,988.80	329.60	0.1	3,840.00	4.78
Caterpillar Finl Svcs - 14913UAJ9 Medium Term Note 4.850 02/27/2029							
1,300,000.000	101.2750	1,316,575.00	1,290,499.00	26,076.00	1.0	63,050.00	4.79
Charles Schwab Corp - 808513BY0 2.450 03/03/2027							
25,000.000	95.2160	23,804.00	24,991.70	-1,187.70	0.0	612.50	2.57

CITY OF MENIFEE
ACCOUNT NUMBER: 6736302020Page 18 of 47
October 1, 2024 to October 31, 2024**ASSET DETAIL (continued)****Security Description**

	Shares/Face Amt	Price	Market Value	Tax Cost	Unrealized Gain/Loss	Percent of Total Portfolio	Estimated Annual Income	Estimated Current Yield
Charles Schwab Corp - 808513AU9 3.200 01/25/2028	85,000.000	95.6280	81,283.80	80,783.15	500.65	0.1	2,720.00	3.35
Cisco Sys Inc - 17275RBQ4 4.800 02/26/2027	700,000.000	100.8650	706,055.00	694,694.00	11,361.00	0.5	33,600.00	4.76
Costco Wholesale Corp - 22160KAM7 3.000 05/18/2027	20,000.000	96.9630	19,392.60	19,535.80	-143.20	0.0	600.00	3.09
Deere John Capital Corp - 24422EWJ4 Medium Term Note 4.050 09/08/2025	70,000.000	99.6260	69,738.20	69,267.10	471.10	0.1	2,835.00	4.06
Duke Energy Carolinas - 26442CAS3 2.950 12/01/2026	35,000.000	97.0300	33,960.50	36,755.95	-2,795.45	0.0	1,032.50	3.04
Gm Fin Cons Auto Rec - 380146AC4 A B S Ser 2022 1 CI A3 1.260 11/16/2026	3,547.360	98.7950	3,504.61	3,547.04	-42.43	0.0	44.70	1.27
Gm Fin Cons Auto Rec Tr - 362554AC1 A B S Ser 2021 4 CI A 3 0.680 09/16/2026	2,853.610	98.6740	2,815.77	2,853.52	-37.75	0.0	19.40	0.69
Home Depot Inc - 437076CW0 4.900 04/15/2029	750,000.000	101.3840	760,380.00	742,725.00	17,655.00	0.6	36,750.00	4.83
Honda Auto Rec Owner - 437930AC4 A B S Ser 2024 2 CI A 3 5.270 11/20/2028	210,000.000	101.3670	212,870.70	209,974.48	2,896.22	0.2	11,067.00	5.20



CITY OF MENIFEE
ACCOUNT NUMBER: 6736302020

Page 19 of 47
October 1, 2024 to October 31, 2024

ASSET DETAIL (continued)

Security Description

Shares/Face Amt	Price	Market Value	Tax Cost	Unrealized Gain/Loss	Percent of Total Portfolio	Estimated Annual Income	Estimated Current Yield
Honda Auto Rec Ownr Tr - 43815BAC4 A B S Ser 2022 1 CI A 3 1.880 05/15/2026							
39,008.810	98.8500	38,560.21	37,523.09	1,037.12	0.0	733.37	1.90
Honda Auto Rec Ownr Tr 2021 4 - 43815GAC3 A B S Ser 2021 4 CI A3 01/21/2026 Var							
2,326.300	98.8780	2,300.20	2,325.80	-25.60	0.0	20.47	0.89
Honda Auto Receivables Owner - 43813YAC6 A B S Ser 2024 3 CI A3 4.570 03/21/2029							
800,000.000	100.1450	801,160.00	799,874.32	1,285.68	0.6	36,560.00	4.56
Honeywell International - 438516BL9 2.500 11/01/2026							
140,000.000	96.4840	135,077.60	131,150.60	3,927.00	0.1	3,500.00	2.59
Hyundai Auto Rec Tr - 44935FAD6 A B S Ser 2021 C CI A3 0.740 05/15/2026							
3,830.240	99.2380	3,801.05	3,775.36	25.69	0.0	28.34	0.75
Hyundai Auto Rec Tr - 448977AD0 A B S Ser 2022 A CI A3 10/15/2026 Var							
10,590.190	98.9810	10,482.28	10,589.78	-107.50	0.0	235.10	2.24
John Deere Capital Corporation - 24422EXH7 Medium Term Note 4.500 01/16/2029							
1,550,000.000	99.8340	1,547,427.00	1,509,761.00	37,666.00	1.2	69,750.00	4.51
John Deere Own - 47789QAC4 A B S Ser 2021 B CI A 3 03/16/2026 Var							
2,847.250	99.0620	2,820.54	2,846.99	-26.45	0.0	14.81	0.52

CITY OF MENIFEE
ACCOUNT NUMBER: 6736302020Page 20 of 47
October 1, 2024 to October 31, 2024**ASSET DETAIL (continued)****Security Description**

	Shares/Face Amt	Price	Market Value	Tax Cost	Unrealized Gain/Loss	Percent of Total Portfolio	Estimated Annual Income	Estimated Current Yield
John Deere Owner - 47800BAC2 A B S Ser 2022 C Cl A 3 5.090 06/15/2027	21,388.470	100.2300	21,437.66	21,386.80	50.86	0.0	1,088.67	5.08
John Deere Owner Tr - 47787JAC2 A B S Ser 2022 Cl A 3 09/15/2026 Var	3,859.240	98.8880	3,816.33	3,858.38	-42.05	0.0	89.53	2.35
John Deere Owner Trust - 47800CAC0 A B S Ser 2023 A Cl A3 5.010 11/15/2027	20,000.000	100.3290	20,065.80	19,996.36	69.44	0.0	1,002.00	4.99
John Deere Ownr Tr - 47800AAC4 A B S Ser 2022 B Cl A3 02/16/2027 Var	10,610.500	99.3680	10,543.44	10,609.49	-66.05	0.0	396.83	3.76
Jpmorgan Chase Co - 46625HRY8 02/01/2028 Var	70,000.000	97.8650	68,505.50	67,053.70	1,451.80	0.1	2,647.40	3.86
Jpmorgan Chase Co - 46647PBK1 2.083 04/22/2026	12,000.000	98.6050	11,832.60	12,447.96	-615.36	0.0	249.96	2.11
Jpmorgan Chase Co - 46647PAM8 3.509 01/23/2029	1,250,000.000	96.1070	1,201,337.50	1,169,226.50	32,111.00	0.9	43,862.50	3.65
Jpmorgan Chase Co - 46647PBA3 3.960 01/29/2027	400,000.000	98.9820	395,928.00	388,284.00	7,644.00	0.3	15,840.00	4.00
Mastercard Inc - 57636QAN4 2.000 03/03/2025	35,000.000	99.1250	34,693.75	36,067.15	-1,373.40	0.0	700.00	2.02



CITY OF MENIFEE
ACCOUNT NUMBER: 6736302020

Page 21 of 47
October 1, 2024 to October 31, 2024

ASSET DETAIL (continued)

Security Description	Shares/Face Amt	Price	Market Value	Tax Cost	Unrealized Gain/Loss	Percent of Total Portfolio	Estimated Annual Income	Estimated Current Yield
Mercedes Benz Auto - 58770AAC7 A B S Ser 2023 1 CI A3 4.510 11/15/2027	32,464.010	99.8580	32,417.91	32,460.12	-42.21	0.0	1,464.13	4.52
Merck Co Inc - 58933YBH7 4.050 05/17/2028	130,000.000	99.1970	128,956.10	130,394.70	-1,438.60	0.1	5,265.00	4.08
Microsoft Corp - 594918BJ2 3.125 11/03/2025	125,000.000	98.7230	123,403.75	120,882.50	2,521.25	0.1	3,906.25	3.16
Morgan Stanley - 61747YEZ4 Medium Term Note 5.050 01/28/2027	750,000.000	100.2860	752,145.00	744,262.05	7,882.95	0.6	37,875.00	5.04
Morgan Stanley - 61747YFD2 Medium Term Note 5.164 04/20/2029	800,000.000	100.8520	806,816.00	794,520.00	12,296.00	0.6	41,312.00	5.12
Morgan Stanley Fr - 6174468Q5 Medium Term Note 2.188 04/28/2026	35,000.000	98.5960	34,508.60	33,013.20	1,495.40	0.0	765.80	2.22
National Rural Util Coop - 637432NS0 3.700 03/15/2029	1,600,000.000	96.0310	1,536,496.00	1,507,712.00	28,784.00	1.2	59,200.00	3.85
National Rural Utils Coop Fin - 63743HFE7 Medium Term Note 3.450 06/15/2025	10,000.000	99.2190	9,921.90	9,997.30	-75.40	0.0	345.00	3.48
National Rural Utils Corp Fin - 63743HFH0 Medium Term Note 4.450 03/13/2026	70,000.000	99.7990	69,859.30	69,950.30	-91.00	0.1	3,115.00	4.46

CITY OF MENIFEE
ACCOUNT NUMBER: 6736302020Page 22 of 47
October 1, 2024 to October 31, 2024**ASSET DETAIL (continued)****Security Description**

	Shares/Face Amt	Price	Market Value	Tax Cost	Unrealized Gain/Loss	Percent of Total Portfolio	Estimated Annual Income	Estimated Current Yield
Northern Tr Corp Sr Nt - 665859AW4 4.000 05/10/2027	15,000.000	99.0820	14,862.30	14,975.70	-113.40	0.0	600.00	4.04
Paccar Financial Corp - 69371RR73 Medium Term Note 2.850 04/07/2025	35,000.000	99.2010	34,720.35	34,990.90	-270.55	0.0	997.50	2.87
Paccar Financial Corp - 69371RS31 Medium Term Note 4.600 01/10/2028	100,000.000	100.4110	100,411.00	99,515.00	896.00	0.1	4,600.00	4.58
Paccar Financial Corp - 69371RS80 Medium Term Note 4.600 01/31/2029	1,500,000.000	100.2890	1,504,335.00	1,468,515.00	35,820.00	1.2	69,000.00	4.59
Pepsico Inc - 713448CT3 2.750 04/30/2025	130,000.000	99.0920	128,819.60	124,989.80	3,829.80	0.1	3,575.00	2.77
Pnc Financial Services - 693475BL8 4.758 01/26/2027	135,000.000	99.9230	134,896.05	134,947.35	-51.30	0.1	6,423.30	4.76
Prologis L P - 74340XCG4 4.875 06/15/2028	1,600,000.000	100.9910	1,615,856.00	1,577,232.00	38,624.00	1.2	78,000.00	4.83
Public Service Electric - 74456QBR6 Medium Term Note 2.250 09/15/2026	850,000.000	96.0790	816,671.50	807,126.00	9,545.50	0.6	19,125.00	2.34
Public Service Electric - 74456QBX3 Medium Term Note 3.650 09/01/2028	800,000.000	96.9040	775,232.00	752,432.00	22,800.00	0.6	29,200.00	3.77



CITY OF MENIFEE
ACCOUNT NUMBER: 6736302020

Page 23 of 47
October 1, 2024 to October 31, 2024

ASSET DETAIL (continued)

Security Description

Shares/Face Amt	Price	Market Value	Tax Cost	Unrealized Gain/Loss	Percent of Total Portfolio	Estimated Annual Income	Estimated Current Yield
Reality Income Corp - 756109AV6 3.875 04/15/2025							
20,000.000	99.6030	19,920.60	19,714.00	206.60	0.0	775.00	3.89
Realty Income Corp - 756109BG8 3.950 08/15/2027							
100,000.000	98.5040	98,504.00	97,097.00	1,407.00	0.1	3,950.00	4.01
Realty Income Corp Sr - 756109CF9 4.750 02/15/2029							
1,450,000.000	99.8440	1,447,738.00	1,410,895.00	36,843.00	1.1	68,875.00	4.76
Simon Property Group LP - 828807DE4 3.375 12/01/2027							
800,000.000	96.8070	774,456.00	749,536.00	24,920.00	0.6	30,000.00	3.87
State Str Corp Sr Nt - 857477CL5 4.993 03/18/2027							
125,000.000	100.9570	126,196.25	125,000.00	1,196.25	0.1	6,241.25	4.95
Target Corp - 87612EBM7 1.950 01/15/2027							
20,000.000	95.0090	19,001.80	19,966.00	-964.20	0.0	390.00	2.05
Toronto Dominion Bank - 89115A2C5 Medium Term Note 4.108 06/08/2027							
40,000.000	98.6660	39,466.40	39,866.00	-399.60	0.0	1,643.20	4.16
Toyota Auto Rec Own Tr - 89238JAC9 A B S Ser 2021 D Cl A 3 04/15/2026 Var							
18,586.670	98.8980	18,381.84	17,504.14	877.70	0.0	131.97	0.72
Toyota Auto Rec Own Tr - 89231CAD9 A B S Ser 2022 C Cl A 3 3.760 04/15/2027							
20,441.760	99.4900	20,337.51	20,101.59	235.92	0.0	768.61	3.78
Toyota Auto Rec Tr 2024-D 6/15/2029 - 89239TAD4 4.470000							
405,000.000	99.6630	403,635.15	404,977.40	-1,342.25	0.3	18,103.50	4.48



CITY OF MENIFEE
ACCOUNT NUMBER: 6736302020

Page 24 of 47
October 1, 2024 to October 31, 2024

ASSET DETAIL (continued)

Security Description

Shares/Face Amt	Price	Market Value	Tax Cost	Unrealized Gain/Loss	Percent of Total Portfolio	Estimated Annual Income	Estimated Current Yield
Toyota Mtr Cr Corp - 89236TJK2 Medium Term Note 1.125 06/18/2026							
40,000.000	94.8750	37,950.00	39,982.40	-2,032.40	0.0	450.00	1.19
Toyota Mtr Cr Corp - 89236TJT3 Medium Term Note 1.450 01/13/2025							
30,000.000	99.2980	29,789.40	29,959.80	-170.40	0.0	435.00	1.46
Toyota Mtr Cr Corp - 89236TKQ7 Medium Term Note 4.625 01/12/2028							
80,000.000	100.3180	80,254.40	79,947.20	307.20	0.1	3,700.00	4.61
Toyota Mtr Cr Corp - 89236TLB9 Medium Term Note 5.250 09/11/2028							
1,450,000.000	102.2180	1,482,161.00	1,455,605.50	26,555.50	1.1	76,125.00	5.14
Truist Finl Corp - 89788MAA0 Medium Term Note 1.200 08/05/2025							
30,000.000	97.3710	29,211.30	29,341.20	-129.90	0.0	360.00	1.23
Unitedhealth Group Inc - 91324PEC2 1.150 05/15/2026							
40,000.000	95.0930	38,037.20	39,563.60	-1,526.40	0.0	460.00	1.21
Unitedhealth Group Inc - 91324PEU2 4.250 01/15/2029							
850,000.000	98.6500	838,525.00	822,681.00	15,844.00	0.6	36,125.00	4.31
Unitedhealth Group Inc - 91324PEP3 5.250 02/15/2028							
700,000.000	102.2520	715,764.00	702,464.00	13,300.00	0.6	36,750.00	5.13
US Bancorp - 91159HJK7 Medium Term Note 4.653 02/01/2029							
1,600,000.000	99.3940	1,590,304.00	1,550,764.50	39,539.50	1.2	74,448.00	4.68



CITY OF MENIFEE
ACCOUNT NUMBER: 6736302020

Page 25 of 47
October 1, 2024 to October 31, 2024

ASSET DETAIL (continued)

Security Description

Shares/Face Amt	Price	Market Value	Tax Cost	Unrealized Gain/Loss	Percent of Total Portfolio	Estimated Annual Income	Estimated Current Yield
Walmart Inc - 931142ER0 1.050 09/17/2026							
10,000.000	94.2690	9,426.90	9,981.10	-554.20	0.0	105.00	1.11

Total Corporate Issues

\$30,027,119.82 \$29,496,919.01 \$530,200.81 23.2 \$1,321,244.69

Foreign Issues

Bank Montreal Que - 06368D3S1 Medium Term Note 3.700 06/07/2025							
75,000.000	99.3840	74,538.00	73,120.50	1,417.50	0.1	2,775.00	3.72
Bank Of Montreal - 06368FAC3 Medium Term Note 1.250 09/15/2026							
40,000.000	94.0780	37,631.20	39,951.60	-2,320.40	0.0	500.00	1.33
Inter American Devel Bk - 4581X0DC9 3.125 09/18/2028							
120,000.000	96.2260	115,471.20	112,706.40	2,764.80	0.1	3,750.00	3.25
Inter American Devel Bk - 4581X0DV7 Medium Term Note 0.875 04/20/2026							
75,000.000	95.1320	71,349.00	74,656.50	-3,307.50	0.1	656.25	0.92
Inter American Devel Bk - 4581X0EN4 Medium Term Note 4.125 02/15/2029							
1,385,000.000	99.6810	1,380,581.85	1,381,426.20	-844.35	1.1	57,131.25	4.14
International Bank - 459058KL6 3.625 09/21/2029							
1,350,000.000	97.4630	1,315,750.50	1,350,850.50	-35,100.00	1.0	48,937.50	3.72
International Bank - 459058LN1 3.875 10/16/2029							
2,345,000.000	98.6180	2,312,592.10	2,338,879.55	-26,287.45	1.8	90,868.75	3.93

CITY OF MENIFEE
ACCOUNT NUMBER: 6736302020Page 26 of 47
October 1, 2024 to October 31, 2024**ASSET DETAIL (continued)****Security Description**

	Shares/Face Amt	Price	Market Value	Tax Cost	Unrealized Gain/Loss	Percent of Total Portfolio	Estimated Annual Income	Estimated Current Yield
International Bank M T N - 459058JL8 0.500 10/28/2025	75,000.000	96.2070	72,155.25	74,670.05	-2,514.80	0.1	375.00	0.52
International Bank M T N - 459058KT9 3.500 07/12/2028	1,300,000.000	97.6990	1,270,087.00	1,248,988.00	21,099.00	1.0	45,500.00	3.58
International Finance Corp - 45950KDD9 Medium Term Note 4.500 07/13/2028	100,000.000	101.1180	101,118.00	99,889.00	1,229.00	0.1	4,500.00	4.45
Royal Bk Cda - 78016EZ59 Medium Term Note 3.375 04/14/2025	20,000.000	99.4520	19,890.40	19,992.60	-102.20	0.0	675.00	3.39
Royal Bk Cda - 78016FZW7 Medium Term Note 4.900 01/12/2028	80,000.000	100.6230	80,498.40	79,957.60	540.80	0.1	3,920.00	4.87
Royal Bk Cda - 78016HZV5 Medium Term Note 4.950 02/01/2029	1,550,000.000	101.0180	1,565,779.00	1,530,273.50	35,505.50	1.2	76,725.00	4.90
Toronto Dominion Bank - 89115A2K7 Medium Term Note 5.103 01/09/2026	80,000.000	100.3850	80,308.00	79,890.40	417.60	0.1	4,082.40	5.08



CITY OF MENIFEE
ACCOUNT NUMBER: 6736302020

Page 27 of 47
October 1, 2024 to October 31, 2024

ASSET DETAIL (continued)

Security Description

Shares/Face Amt	Price	Market Value	Tax Cost	Unrealized Gain/Loss	Percent of Total Portfolio	Estimated Annual Income	Estimated Current Yield
Toronto Dominion Bk - 89115A2U5 Medium Term Note 5.523 07/17/2028							
1,400,000.000	102.2790	1,431,906.00	1,406,219.50	25,686.50	1.1	77,322.00	5.40
Total Foreign Issues		\$9,929,655.90	\$9,911,471.90	\$18,184.00	7.7	\$417,718.15	
Total Taxable Bonds		\$129,134,634.60	\$129,900,466.96	-\$765,832.36	99.7	\$4,221,222.24	
Total Assets		\$129,460,242.38	\$130,226,074.74	-\$765,832.36	100.0	\$4,236,587.83	
Estimated Current Yield							3.27

ASSET DETAIL MESSAGES

Time of trade execution and trading party (if not disclosed) will be provided upon request.

Publicly traded assets are valued in accordance with market quotations or valuation methodologies from financial industry services believed by us to be reliable. Assets that are not publicly traded may be reflected at values from other external sources. Assets for which a current value is not available may be reflected at a previous value or as not valued, at par value, or at a nominal value. Values shown do not necessarily reflect prices at which assets could be bought or sold. Values are updated based on internal policy and may be updated less frequently than statement generation.

Estimated Current Yield and Estimated Annual Income are estimates provided for informational purposes only and should not be relied on for making investment, trading, or tax decisions. The estimates may not represent the actual value earned by your investments and they provide no guarantee of what your investments may earn in the future.

CITY OF MENIFEE
ACCOUNT NUMBER: 6736302020Page 28 of 47
October 1, 2024 to October 31, 2024**TRANSACTION DETAIL**

Date Posted	Activity	Description	Cash	Tax Cost
Beginning Balance 10/01/2024			\$0.00	\$129,986,511.78
10/01/24	Cash Disbursement	Cash Disbursement Paid To Chandler Asset Mgmt Outgoing Domestic Wire Inv 2408Meniffee	-8,494.96	
10/01/24	Asset Income	Interest Earned On Federated Hermes Govt Obligs Is Interest From 9/1/24 To 9/30/24	2,429.83	
10/07/24	Asset Income	Interest Earned On Paccar Financial Mtn 2.850% 4/07/25 0.01425 USD/\$1 Pv On 35,000 Par Value Due 10/7/24	498.75	
10/09/24	Cash Disbursement	Cash Disbursement Paid To Chandler Asset Mgmt Payment Of Funds As Requested Invoice 2409Meniffee	-8,555.01	
10/10/24	Asset Income	Interest Earned On F F C B Deb 4.375% 4/10/29 0.021875 USD/\$1 Pv On 700,000 Par Value Due 10/10/24	15,312.50	
10/15/24	Asset Income	Interest Earned On Honda Auto Rec Own 1.880% 5/15/26 \$0.00157/Pv On 43,648.95 Pv Due 10/15/24	68.39	
10/15/24	Sale	Paid Down 4,640.14 Par Value Of Honda Auto Rec Own 1.880% 5/15/26 Trade Date 10/15/24	4,640.14	-4,463.41
10/15/24	Asset Income	Interest Earned On Hyundai Auto Rec 2.220% 10/15/26 \$0.00185/Pv On 11,792.24 Pv Due 10/15/24	21.82	
10/15/24	Sale	Paid Down 1,202.05 Par Value Of Hyundai Auto Rec 2.220% 10/15/26 Trade Date 10/15/24	1,202.05	-1,202.00
10/15/24	Asset Income	Interest Earned On Hyundai Auto Rec Tr 0.740% 5/15/26 \$0.00062/Pv On 4,703.32 Pv Due 10/15/24	2.90	



CITY OF MENIFEE
ACCOUNT NUMBER: 6736302020

Page 29 of 47
October 1, 2024 to October 31, 2024

TRANSACTION DETAIL (continued)

Date Posted	Activity	Description	Cash	Tax Cost
10/15/24	Sale	Paid Down 873.08 Par Value Of Hyundai Auto Rec Tr 0.740% 5/15/26 Trade Date 10/15/24	873.08	-860.57
10/15/24	Asset Income	Interest Earned On John Deere Owner 2.320% 9/15/26 \$0.00193/Pv On 4,263.02 Pv Due 10/15/24	8.24	
10/15/24	Sale	Paid Down 403.78 Par Value Of John Deere Owner 2.320% 9/15/26 Trade Date 10/15/24	403.78	-403.69
10/15/24	Asset Income	Interest Earned On John Deere Own 0.520% 3/16/26 \$0.00043/Pv On 3,181.63 Pv Due 10/15/24	1.38	
10/15/24	Sale	Paid Down 334.38 Par Value Of John Deere Own 0.520% 3/16/26 Trade Date 10/15/24	334.38	-334.35
10/15/24	Asset Income	Interest Earned On John Deere Ownr Tr 3.740% 2/16/27 \$0.00312/Pv On 11,221.79 Pv Due 10/15/24	34.97	
10/15/24	Sale	Paid Down 611.29 Par Value Of John Deere Ownr Tr 3.740% 2/16/27 Trade Date 10/15/24	611.29	-611.23
10/15/24	Asset Income	Interest Earned On John Deere Owner 5.090% 6/15/27 \$0.00424/Pv On 22,459.42 Pv Due 10/15/24	95.27	
10/15/24	Sale	Paid Down 1,070.95 Par Value Of John Deere Owner 5.090% 6/15/27 Trade Date 10/15/24	1,070.95	-1,070.87
10/15/24	Asset Income	Interest Earned On John Deere Owner 5.010% 11/15/27 \$0.00418/Pv On 20,000.00 Pv Due 10/15/24	83.50	
10/15/24	Asset Income	Interest Earned On Mercedes Benz Auto 4.510% 11/15/27 \$0.00376/Pv On 34,512.45 Pv Due 10/15/24	129.71	

CITY OF MENIFEE
ACCOUNT NUMBER: 6736302020Page 30 of 47
October 1, 2024 to October 31, 2024**TRANSACTION DETAIL (continued)**

Date Posted	Activity	Description	Cash	Tax Cost
10/15/24	Sale	Paid Down 2,048.44 Par Value Of Mercedes Benz Auto 4.510% 11/15/27 Trade Date 10/15/24	2,048.44	-2,048.19
10/15/24	Asset Income	Interest Earned On Toyota Auto Rec 3.760% 4/15/27 \$0.00313/Pv On 21,811.50 Pv Due 10/15/24	68.34	
10/15/24	Sale	Paid Down 1,369.74 Par Value Of Toyota Auto Rec 3.760% 4/15/27 Trade Date 10/15/24	1,369.74	-1,346.95
10/15/24	Asset Income	Interest Earned On Toyota Auto Rec 0.710% 4/15/26 \$0.00059/Pv On 21,583.79 Pv Due 10/15/24	12.77	
10/15/24	Sale	Paid Down 2,997.12 Par Value Of Toyota Auto Rec 0.710% 4/15/26 Trade Date 10/15/24	2,997.12	-2,822.56
10/15/24	Sale	Matured 70,000 Par Value Of F N M A 1.625% 10/15/24 Trade Date 10/15/24 70,000 Par Value At 100 %	70,000.00	-69,880.30
10/15/24	Asset Income	Interest Earned On Royal Bk Cda Mtn 3.375% 4/14/25 0.016875 USD/\$1 Pv On 20,000 Par Value Due 10/14/24	337.50	
10/15/24	Asset Income	Interest Earned On F N M A 1.625% 10/15/24 0.008125 USD/\$1 Pv On 70,000 Par Value Due 10/15/24	568.75	
10/15/24	Asset Income	Interest Earned On Home Depot Inc 4.900% 4/15/29 0.0245 USD/\$1 Pv On 750,000 Par Value Due 10/15/24	18,375.00	
10/15/24	Asset Income	Interest Earned On Reality Income Corp 3.875% 4/15/25 0.019375 USD/\$1 Pv On 20,000 Par Value Due 10/15/24	387.50	
10/15/24	Asset Income	Interest Earned On U S Treasury Nt 4.250% 10/15/25 0.02125 USD/\$1 Pv On 850,000 Par Value Due 10/15/24	18,062.50	



CITY OF MENIFEE
ACCOUNT NUMBER: 6736302020

Page 31 of 47
October 1, 2024 to October 31, 2024

TRANSACTION DETAIL (continued)

Date Posted	Activity	Description	Cash	Tax Cost
10/15/24	Asset Income	Interest Earned On U S Treasury Nt 4.500% 4/15/27 0.0225 USD/\$1 Pv On 800,000 Par Value Due 10/15/24	18,000.00	
10/16/24	Asset Income	Interest Earned On Gm Fin Cons Auto 0.680% 9/16/26 \$0.00057/Pv On 3,260.51 Pv Due 10/16/24	1.85	
10/16/24	Sale	Paid Down 406.9 Par Value Of Gm Fin Cons Auto 0.680% 9/16/26 Trade Date 10/16/24	406.90	-406.89
10/16/24	Asset Income	Interest Earned On Gm Fin Cons Auto 1.260% 11/16/26 \$0.00105/Pv On 3,994.62 Pv Due 10/16/24	4.19	
10/16/24	Sale	Paid Down 447.26 Par Value Of Gm Fin Cons Auto 1.260% 11/16/26 Trade Date 10/16/24	447.26	-447.22
10/16/24	Purchase	Purchased 2,345,000 Par Value Of Intl Bk 3.875% 10/16/29 Trade Date 10/8/24 Purchased Through Td Securities (USA) Swift External Ref#: 8428203133941606 2,345,000 Par Value At 99.739 %	-2,338,879.55	2,338,879.55
10/16/24	Sale	Sold 220,000 Par Value Of F F C B Deb 1.750% 2/14/25 Trade Date 10/16/24 Sold Through Marketaxess Corp Sold On The Marketaxess Corporation Swift Internal Ref#: 2024101695008316 Swift External Ref#: 8429003133955222 220,000 Par Value At 99.059 %	217,929.80	-209,231.00
10/16/24	Sell Accrued Interest	Received Accrued Interest On Sale Of F F C B Deb 1.750% 2/14/25 Income Credit 663.06 USD	663.06	



CITY OF MENIFEE
ACCOUNT NUMBER: 6736302020

Page 32 of 47
October 1, 2024 to October 31, 2024

TRANSACTION DETAIL (continued)

Date Posted	Activity	Description	Cash	Tax Cost
10/16/24	Sale	Sold 80,000 Par Value Of F H L M C 1.500% 2/12/25 Trade Date 10/16/24 Sold Through Marketaxess Corp Sold On The Marketaxess Corporation Swift Internal Ref#: 2024101695008317 Swift External Ref#: 8429003133955219 80,000 Par Value At 99.007 %	79,205.60	-79,938.40
10/16/24	Sell Accrued Interest	Received Accrued Interest On Sale Of F H L M C 1.500% 2/12/25 Income Credit 213.33 USD	213.33	
10/16/24	Sale	Sold 210,000 Par Value Of F H L B Deb 4.625% 12/13/24 Trade Date 10/16/24 Sold Through Marketaxess Corp Sold On The Marketaxess Corporation Swift Internal Ref#: 2024101695008318 Swift External Ref#: 8429003133955216 210,000 Par Value At 99.968 %	209,932.80	-210,808.50
10/16/24	Sell Accrued Interest	Received Accrued Interest On Sale Of F H L B Deb 4.625% 12/13/24 Income Credit 3,318.44 USD	3,318.44	
10/16/24	Sale	Sold 2,000,000 Par Value Of U S Treasury Nt 0.500% 3/31/25 Trade Date 10/16/24 Sold Through J.P. Morgan Securities LLC Sold On The Off-Exchange Transactions - Li Swift Internal Ref#: 2024101695008320 Swift External Ref#: 8429003133955131 2,000,000 Par Value At 98.2265625 %	1,964,531.25	-1,993,750.00
10/16/24	Sell Accrued Interest	Received Accrued Interest On Sale Of U S Treasury Nt 0.500% 3/31/25 Income Credit 439.56 USD	439.56	
10/17/24	Purchase	Purchased 405,000 Par Value Of Toyota Auto Rec Tr 4.470% 6/15/29 Trade Date 10/10/24 Purchased Through Mizuho Securities USA Fxd Inc Swift External Ref#: 8428403133948362 405,000 Par Value At 99.99441975 %	-404,977.40	404,977.40



CITY OF MENIFEE
ACCOUNT NUMBER: 6736302020

Page 33 of 47
October 1, 2024 to October 31, 2024

TRANSACTION DETAIL (continued)

Date Posted	Activity	Description	Cash	Tax Cost
10/18/24	Asset Income	Interest Earned On Honda Auto Rec Owner 5.270% 11/20/28 \$0.00439/Pv On 210,000.00 Pv Due 10/18/24	922.25	
10/21/24	Asset Income	Interest Earned On Honda Auto 4.570% 3/21/29 \$0.00381/Pv On 800,000.00 Pv Due 10/21/24	3,046.67	
10/21/24	Asset Income	Interest Earned On Honda Auto Rec 0.880% 1/21/26 \$0.00073/Pv On 2,715.68 Pv Due 10/21/24	1.99	
10/21/24	Sale	Paid Down 389.38 Par Value Of Honda Auto Rec 0.880% 1/21/26 Trade Date 10/21/24	389.38	-389.30
10/21/24	Asset Income	Interest Earned On Inter Amer Bk M T N 0.875% 4/20/26 0.004375 USD/\$1 Pv On 75,000 Par Value Due 10/20/24	328.13	
10/21/24	Asset Income	Interest Earned On Morgan Stanley Mtn 5.164% 4/20/29 0.02582 USD/\$1 Pv On 800,000 Par Value Due 10/20/24	20,656.00	
10/22/24	Asset Income	Interest Earned On F N M A Deb 0.625% 4/22/25 0.003125 USD/\$1 Pv On 65,000 Par Value Due 10/22/24	203.13	
10/22/24	Asset Income	Interest Earned On Jpmorgan Chase Co 2.083% 4/22/26 0.010415 USD/\$1 Pv On 12,000 Par Value Due 10/22/24	124.98	
10/23/24	Asset Income	Interest Earned On Bank Of America Mtn 3.559% 4/23/27 0.017795 USD/\$1 Pv On 675,000 Par Value Due 10/23/24	12,011.63	
10/25/24	Asset Income	Interest Earned On F H L M C Mltcl Mtg 2.670% 12/25/24 \$0.00223/Pv On 13,380.66 Pv Due 10/25/24	29.77	
10/25/24	Sale	Paid Down 5,563.09 Par Value Of F H L M C Mltcl Mtg 2.670% 12/25/24 Trade Date 10/25/24	5,563.09	-5,615.25

CITY OF MENIFEE
ACCOUNT NUMBER: 6736302020Page 34 of 47
October 1, 2024 to October 31, 2024**TRANSACTION DETAIL (continued)**

Date Posted	Activity	Description	Cash	Tax Cost
10/25/24	Asset Income	Interest Earned On F H L M C Mltcl Mt 3.334% 8/25/25 \$0.00278/Pv On 25,000.00 Pv Due 10/25/24	69.46	
10/25/24	Asset Income	Interest Earned On F H L M C Mltcl Mtg 2.995% 12/25/25 \$0.00250/Pv On 125,000.00 Pv Due 10/25/24	311.98	
10/25/24	Asset Income	Interest Earned On F H L M C Mltcl Mtg 2.745% 1/25/26 \$0.00229/Pv On 70,000.00 Pv Due 10/25/24	160.13	
10/25/24	Asset Income	Interest Earned On F H L M C Mltcl Mtg 2.525% 5/25/26 \$0.00210/Pv On 120,000.00 Pv Due 10/25/24	252.50	
10/25/24	Asset Income	Interest Earned On F H L M C Mltcl Mt 2.653% 8/25/26 \$0.00221/Pv On 125,000.00 Pv Due 10/25/24	276.35	
10/25/24	Asset Income	Interest Earned On F H L M C Mltcl Mt 3.430% 1/25/27 \$0.00286/Pv On 70,000.00 Pv Due 10/25/24	200.08	
10/25/24	Asset Income	Interest Earned On F H L M C Mltcl Mt 3.187% 9/25/27 \$0.00266/Pv On 99,648.95 Pv Due 10/25/24	264.65	
10/25/24	Sale	Paid Down 169.45 Par Value Of F H L M C Mltcl Mt 3.187% 9/25/27 Trade Date 10/25/24	169.45	-162.57
10/25/24	Asset Income	Interest Earned On F H L M C Mltcl Mt 3.303% 11/25/27 \$0.00275/Pv On 30,000.00 Pv Due 10/25/24	82.58	
10/25/24	Asset Income	Interest Earned On F H L M C Mltcl Mt 3.900% 8/25/28 \$0.00325/Pv On 1,500,000.00 Pv Due 10/25/24	4,875.00	
10/25/24	Asset Income	Interest Earned On F H L M C Mltcl Mt 3.422% 2/25/52 \$0.00285/Pv On 1,500,000.00 Pv Due 10/25/24	4,277.50	



CITY OF MENIFEE
ACCOUNT NUMBER: 6736302020

Page 35 of 47
October 1, 2024 to October 31, 2024

TRANSACTION DETAIL (continued)

Date Posted	Activity	Description	Cash	Tax Cost
10/25/24	Asset Income	Interest Earned On F H L M C Mltcl Mtg 2.982% 5/25/52 \$0.00249/Pv On 1,000,000.00 Pv Due 10/25/24	2,485.00	
10/25/24	Asset Income	Interest Earned On F H L M C Mltcl Mtg 2.031% 9/25/28 \$0.00169/Pv On 135,000.00 Pv Due 10/25/24	228.49	
10/25/24	Asset Income	Interest Earned On F H L M C Mltcl Mtg 3.329% 5/25/25 \$0.00277/Pv On 34,624.10 Pv Due 10/25/24	96.05	
10/25/24	Sale	Paid Down 73.86 Par Value Of F H L M C Mltcl Mtg 3.329% 5/25/25 Trade Date 10/25/24	73.86	-75.91
10/25/24	Asset Income	Interest Earned On F H L M C Mltcl Mt 3.284% 6/25/25 \$0.00274/Pv On 59,502.74 Pv Due 10/25/24	162.84	
10/25/24	Sale	Paid Down 132.32 Par Value Of F H L M C Mltcl Mt 3.284% 6/25/25 Trade Date 10/25/24	132.32	-140.72
10/25/24	Asset Income	Interest Earned On F H L M C Mltcl Mtg 3.413% 12/25/26 \$0.00284/Pv On 70,000.00 Pv Due 10/25/24	199.09	
10/25/24	Asset Income	Interest Earned On F H L B Gtd Remic 3.171% 10/25/24 \$0.00264/Pv On 11,395.41 Pv Due 10/25/24	30.11	
10/25/24	Asset Income	Interest Earned On Bmw Vehicle Lease 5.160% 11/25/25 \$0.00430/Pv On 64,456.03 Pv Due 10/25/24	277.16	
10/25/24	Sale	Paid Down 10,643.26 Par Value Of Bmw Vehicle Lease 5.160% 11/25/25 Trade Date 10/25/24	10,643.26	-10,662.51
10/25/24	Asset Income	Interest Earned On Bmw Veh Owner Tr 3.210% 8/25/26 \$0.00268/Pv On 7,011.84 Pv Due 10/25/24	18.76	



CITY OF MENIFEE
ACCOUNT NUMBER: 6736302020

Page 36 of 47
October 1, 2024 to October 31, 2024

TRANSACTION DETAIL (continued)

Date Posted	Activity	Description	Cash	Tax Cost
10/25/24	Sale	Paid Down 702.99 Par Value Of Bmw Veh Owner Tr 3.210% 8/25/26 Trade Date 10/25/24	702.99	-702.95
10/25/24	Asset Income	Interest Earned On Bmw Vehicle Owner 5.180% 2/26/29 \$0.00432/Pv On 570,000.00 Pv Due 10/25/24	2,460.50	
10/25/24	Asset Income	Interest Earned On F H L M C Mltcl Mt 2.525% 10/25/26 \$0.00210/Pv On 125,000.00 Pv Due 10/25/24	263.02	
10/25/24	Asset Income	Interest Earned On F F C B Deb 3.875% 4/25/28 0.019375 USD/\$1 Pv On 150,000 Par Value Due 10/25/24	2,906.25	
10/25/24	Sale	Matured 11,395.41 Par Value Of F H L B Gtd Remic 3.171% 10/25/24 Trade Date 10/25/24 11,395.41 Par Value At 100 %	11,395.41	-12,258.07
10/28/24	Asset Income	Interest Earned On Bank New York Mtn 4.947% 4/26/27 0.024735 USD/\$1 Pv On 700,000 Par Value Due 10/26/24	17,314.50	
10/28/24	Asset Income	Interest Earned On Intl Bk M T N 0.500% 10/28/25 0.0025 USD/\$1 Pv On 75,000 Par Value Due 10/28/24	187.50	
10/28/24	Asset Income	Interest Earned On Morgan Stanley Mtn 2.188% 4/28/26 0.01094 USD/\$1 Pv On 35,000 Par Value Due 10/28/24	382.90	
10/30/24	Asset Income	Interest Earned On F F C B Deb 4.750% 4/30/29 0.02375 USD/\$1 Pv On 700,000 Par Value Due 10/30/24	16,625.00	
10/30/24	Asset Income	Interest Earned On Pepsico Inc 2.750% 4/30/25 0.01375 USD/\$1 Pv On 130,000 Par Value Due 10/30/24	1,787.50	
10/31/24	Asset Income	Interest Earned On U S Treasury Nt 0.250% 10/31/25 0.00125 USD/\$1 Pv On 75,000 Par Value Due 10/31/24	93.75	



CITY OF MENIFEE
ACCOUNT NUMBER: 6736302020

Page 37 of 47
October 1, 2024 to October 31, 2024

TRANSACTION DETAIL (continued)

Date Posted	Activity	Description	Cash	Tax Cost
10/31/24	Asset Income	Interest Earned On U S Treasury Nt 1.625% 10/31/26 0.008125 USD/\$1 Pv On 200,000 Par Value Due 10/31/24	1,625.00	
10/31/24	Asset Income	Interest Earned On U S Treasury Nt 3.500% 4/30/28 0.0175 USD/\$1 Pv On 815,000 Par Value Due 10/31/24	14,262.50	
10/31/24	Asset Income	Interest Earned On U S Treasury Nt 4.125% 10/31/27 0.020625 USD/\$1 Pv On 1,650,000 Par Value Due 10/31/24	34,031.25	
10/31/24	Asset Income	Interest Earned On U S Treasury Nt 4.625% 4/30/29 0.023125 USD/\$1 Pv On 1,600,000 Par Value Due 10/31/24	37,000.00	
10/31/24	Asset Income	Interest Earned On U S Treasury Nt 4.875% 4/30/26 0.024375 USD/\$1 Pv On 800,000 Par Value Due 10/31/24	19,500.00	
	Purchase	Combined Purchases For The Period 10/ 1/24 - 10/31/24 Of Federated Hermes Govt Obligs Is	-890,635.77	890,635.77
	Sale	Combined Sales For The Period 10/ 1/24 - 10/31/24 Of Federated Hermes Govt Obligs Is	785,296.35	-785,296.35
Ending Balance 10/31/2024			\$0.00	\$130,226,074.74



CITY OF MENIFEE
ACCOUNT NUMBER: 6736302020

Page 38 of 47
October 1, 2024 to October 31, 2024

SALE/MATURITY SUMMARY

	Settlement Date	Description	Tax Cost	Proceeds	Estimated Gain/Loss
Taxable Bonds					
Bmw Veh Owner Tr A B S Ser 2022 A CI A 3 08/25/2026 Var BVO3226					
	10/25/24	Paid Down 702.99 Par Value Trade Date 10/25/24	-702.95	702.99	0.04
Bmw Vehicle Lease A B S Ser 2023 1 CI A 3 5.160 11/25/2025 05593AAC3					
	10/25/24	Paid Down 10,643.26 Par Value Trade Date 10/25/24	-10,662.51	10,643.26	-19.25
F H L B Gtd R E M I C Pass Thru C M O Ser K041 CI A2 3.171 10/25/2024 3137BFE98					
	10/25/24	Matured 11,395.41 Par Value Trade Date 10/25/24 11,395.41 Par Value At 100 %	-12,258.07	11,395.41	-862.66



CITY OF MENIFEE
ACCOUNT NUMBER: 6736302020

Page 39 of 47
October 1, 2024 to October 31, 2024

SALE/MATURITY SUMMARY (continued)

	Settlement Date	Description	Tax Cost	Proceeds	Estimated Gain/Loss
F H L M C					
1.500 02/12/2025					
3137EAEP0					
	10/16/24	Sold 80,000 Par Value Trade Date 10/16/24 Sold Through Marketaxess Corp Sold On The Marketaxess Corporation Swift Internal Ref#: 2024101695008317 Swift External Ref#: 8429003133955219 80,000 Par Value At 99.007 %	-79,938.40	79,205.60	-732.80
F H L M C Multiclass Mtg Partn					
C M O Ser K042 CI A2					
2.670 12/25/2024					
3137BFXT3					
	10/25/24	Paid Down 5,563.09 Par Value Trade Date 10/25/24	-5,615.25	5,563.09	-52.16
F H L M C Multiclass Mtg Partn					
C M O Ser K047 CI A2					
3.329 05/25/2025					
FHL3325A					
	10/25/24	Paid Down 73.86 Par Value Trade Date 10/25/24	-75.91	73.86	-2.05
F H L M C Multiclass Mtg Partn					
C M O Ser K048 CI A2					
06/25/2025 Var					
FHL3225					
	10/25/24	Paid Down 132.32 Par Value Trade Date 10/25/24	-140.72	132.32	-8.40



CITY OF MENIFEE
ACCOUNT NUMBER: 6736302020

Page 40 of 47
October 1, 2024 to October 31, 2024

SALE/MATURITY SUMMARY (continued)

	Settlement Date	Description	Tax Cost	Proceeds	Estimated Gain/Loss
F H L M C Multiclass Mtg Partn C M O Ser K069 CI A2 3.187 09/25/2027 FHL3127A					
	10/25/24	Paid Down 169.45 Par Value Trade Date 10/25/24	-162.57	169.45	6.88
F N M A 1.625 10/15/2024 3135G0W66					
	10/15/24	Matured 70,000 Par Value Trade Date 10/15/24 70,000 Par Value At 100 %	-69,880.30	70,000.00	119.70
Federal Farm Credit Bks 1.750 02/14/2025 3133ENPG9					
	10/16/24	Sold 220,000 Par Value Trade Date 10/16/24 Sold Through Marketaxess Corp Sold On The Marketaxess Corporation Swift Internal Ref#: 2024101695008316 Swift External Ref#: 8429003133955222 220,000 Par Value At 99.059 %	-209,231.00	217,929.80	8,698.80

CITY OF MENIFEE
ACCOUNT NUMBER: 6736302020Page 41 of 47
October 1, 2024 to October 31, 2024

SALE/MATURITY SUMMARY (continued)

	Settlement Date	Description	Tax Cost	Proceeds	Estimated Gain/Loss
Federal Home Loan Bks					
4.625 12/13/2024					
3130ATUR6					
	10/16/24	Sold 210,000 Par Value Trade Date 10/16/24 Sold Through Marketaxess Corp Sold On The Marketaxess Corporation Swift Internal Ref#: 2024101695008318 Swift External Ref#: 8429003133955216 210,000 Par Value At 99.968 %	-210,808.50	209,932.80	-875.70
Gm Fin Cons Auto Rec					
A B S Ser 2022 1 CI A3					
1.260 11/16/2026					
GFC1226					
	10/16/24	Paid Down 447.26 Par Value Trade Date 10/16/24	-447.22	447.26	0.04
Gm Fin Cons Auto Rec Tr					
A B S Ser 2021 4 CI A 3					
0.680 09/16/2026					
GFC0626					
	10/16/24	Paid Down 406.9 Par Value Trade Date 10/16/24	-406.89	406.90	0.01
Honda Auto Rec Ownr Tr					
A B S Ser 2022 1 CI A 3					
1.880 05/15/2026					
HAR1826					
	10/15/24	Paid Down 4,640.14 Par Value Trade Date 10/15/24	-4,463.41	4,640.14	176.73

CITY OF MENIFEE
ACCOUNT NUMBER: 6736302020Page 42 of 47
October 1, 2024 to October 31, 2024**SALE/MATURITY SUMMARY (continued)**

	Settlement Date	Description	Tax Cost	Proceeds	Estimated Gain/Loss
Honda Auto Rec Ownr Tr 2021 4					
A B S Ser 2021 4 CI A3					
01/21/2026 Var					
HAR0826					
	10/21/24	Paid Down 389.38 Par Value Trade Date 10/21/24	-389.30	389.38	0.08
Hyundai Auto Rec Tr					
A B S Ser 2021 C CI A3					
0.740 05/15/2026					
HAR0726					
	10/15/24	Paid Down 873.08 Par Value Trade Date 10/15/24	-860.57	873.08	12.51
Hyundai Auto Rec Tr					
A B S Ser 2022 A CI A3					
10/15/2026 Var					
HAR2226					
	10/15/24	Paid Down 1,202.05 Par Value Trade Date 10/15/24	-1,202.00	1,202.05	0.05
John Deere Own					
A B S Ser 2021 B CI A 3					
03/16/2026 Var					
JDO0926					
	10/15/24	Paid Down 334.38 Par Value Trade Date 10/15/24	-334.35	334.38	0.03



CITY OF MENIFEE
ACCOUNT NUMBER: 6736302020

Page 43 of 47
October 1, 2024 to October 31, 2024

SALE/MATURITY SUMMARY (continued)

	Settlement Date	Description	Tax Cost	Proceeds	Estimated Gain/Loss
John Deere Owner A B S Ser 2022 C CI A 3 5.090 06/15/2027 JDO5027	10/15/24	Paid Down 1,070.95 Par Value Trade Date 10/15/24	-1,070.87	1,070.95	0.08
John Deere Owner Tr A B S Ser 2022 CI A 3 09/15/2026 Var JDO2326	10/15/24	Paid Down 403.78 Par Value Trade Date 10/15/24	-403.69	403.78	0.09
John Deere Ownr Tr A B S Ser 2022 B CI A3 02/16/2027 Var JDO6827	10/15/24	Paid Down 611.29 Par Value Trade Date 10/15/24	-611.23	611.29	0.06
Mercedes Benz Auto A B S Ser 2023 1 CI A3 4.510 11/15/2027 MBA4527	10/15/24	Paid Down 2,048.44 Par Value Trade Date 10/15/24	-2,048.19	2,048.44	0.25

CITY OF MENIFEE
ACCOUNT NUMBER: 6736302020Page 44 of 47
October 1, 2024 to October 31, 2024**SALE/MATURITY SUMMARY (continued)**

	Settlement Date	Description	Tax Cost	Proceeds	Estimated Gain/Loss
Toyota Auto Rec Own Tr A B S Ser 2021 D CI A 3 04/15/2026 Var TAR0726					
	10/15/24	Paid Down 2,997.12 Par Value Trade Date 10/15/24	-2,822.56	2,997.12	174.56
Toyota Auto Rec Own Tr A B S Ser 2022 C CI A 3 3.760 04/15/2027 TAR3727					
	10/15/24	Paid Down 1,369.74 Par Value Trade Date 10/15/24	-1,346.95	1,369.74	22.79
U S Treasury Note 0.500 03/31/2025 912828ZF0					
	10/16/24	Sold 2,000,000 Par Value Trade Date 10/16/24 Sold Through J.P. Morgan Securities LLC Sold On The Off-Exchange Transactions - Li Swift Internal Ref#: 2024101695008320 Swift External Ref#: 8429003133955131 2,000,000 Par Value At 98.2265625 %	-1,993,750.00	1,964,531.25	-29,218.75
Total Taxable Bonds			-\$2,609,633.41	\$2,587,074.34	-\$22,559.07
Total Sales & Maturities			-\$2,609,633.41	\$2,587,074.34	-\$22,559.07



CITY OF MENIFEE
ACCOUNT NUMBER: 6736302020

Page 45 of 47
October 1, 2024 to October 31, 2024

SALE/MATURITY SUMMARY MESSAGES

Estimated Year-To-Date Short-Term Gain (Loss): \$242.56

Estimated Year-To-Date Long-Term Gain (Loss): (\$977,808.20)

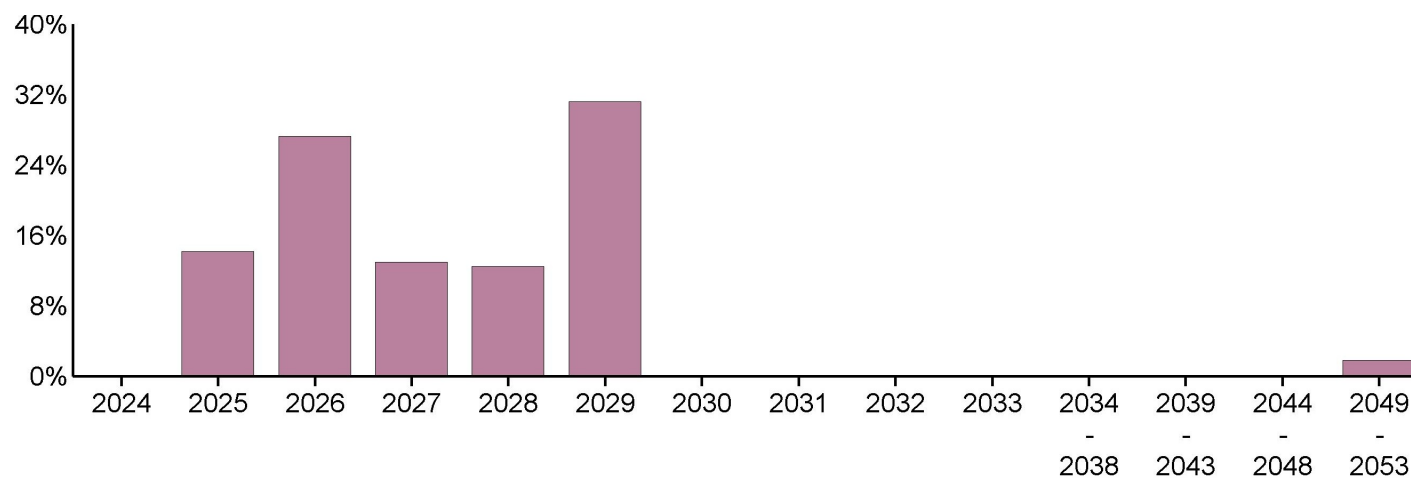
Estimates should not be used for tax purposes



CITY OF MENIFEE
ACCOUNT NUMBER: 6736302020

Page 46 of 47
October 1, 2024 to October 31, 2024

BOND SUMMARY



	Par Value	Market Value	Percentage of Category
MATURITY			
2024	52,817.57	52,767.03	0.04
2025	18,667,733.43	18,348,226.36	14.21
2026	36,635,758.52	35,229,978.12	27.29
2027	16,844,384.24	16,705,879.89	12.94
2028	16,180,000.00	16,133,557.90	12.49
2029	40,480,000.00	40,290,110.30	31.20
2030	0.00	0.00	0.00
2031	0.00	0.00	0.00
2032	0.00	0.00	0.00
2033	0.00	0.00	0.00
2034 - 2038	0.00	0.00	0.00
2039 - 2043	0.00	0.00	0.00
2044 - 2048	0.00	0.00	0.00
2049 - 2053	2,500,000.00	2,374,115.00	1.83
Total of Category	\$131,360,693.76	\$129,134,634.60	100.00



CITY OF MENIFEE
ACCOUNT NUMBER: 6736302020

Page 47 of 47
October 1, 2024 to October 31, 2024

BOND SUMMARY (continued)

	Par Value	Market Value	Percentage of Category
MOODY'S RATING			
Aaa	91,895,833.37	90,029,747.40	69.72
Aa2	55,000.00	52,505.40	0.04
Aa3	90,000.00	88,046.85	0.07
A1	17,687,000.00	17,522,576.05	13.57
A2	5,815,000.00	5,861,954.75	4.54
A3	7,285,000.00	7,271,208.85	5.63
Baa1	30,000.00	29,211.30	0.02
N/A	8,502,860.39	8,279,384.00	6.41
Total of Category	\$131,360,693.76	\$129,134,634.60	100.00

S&P RATING			
AAA	9,850,923.77	9,678,246.32	7.49
AA+	28,870,000.00	27,692,888.25	21.44
AA	115,000.00	109,602.60	0.08
AA-	700,000.00	706,055.00	0.55
A+	5,155,000.00	5,188,671.70	4.02
A	12,265,000.00	12,245,708.90	9.49
A-	12,727,000.00	12,575,465.00	9.74
N/A	61,677,769.99	60,937,996.83	47.19
Total of Category	\$131,360,693.76	\$129,134,634.60	100.00

BOND SUMMARY MESSAGES

Data contained within this section excluded Mutual Funds, Exchange Traded Funds, and Closed-Ended Funds.



THIS PAGE WAS INTENTIONALLY LEFT BLANK

Glossary

Accretion - The accumulation of the value of a discounted bond until maturity.

Adjusted Prior Market Realized Gain/Loss - The difference between the proceeds and the Prior Market Value of the transaction.

Adjusted Prior Market Unrealized Gain/Loss - The difference between the Market Value and the Adjusted Prior Market Value.

Adjusted Prior Market Value - A figure calculated using the beginning Market Value for the fiscal year, adjusted for all asset related transactions during the period, employing an average cost methodology.

Amortization - The decrease in value of a premium bond until maturity.

Asset - Anything owned that has commercial exchange value. Assets may consist of specific property or of claims against others, in contrast to obligations due to others (liabilities).

Bond Rating - A measurement of a bond's quality based upon the issuer's financial condition. Ratings are assigned by independent rating services, such as Moody's, or S&P, and reflect their opinion of the issuer's ability to meet the scheduled interest and principal repayments for the bond.

Cash - Cash activity that includes both income and principal cash categories.

Change in Unrealized Gain/Loss - Also reported as Gain/Loss in Period in the Asset Detail section. This figure shows the market appreciation (depreciation) for the current period.

Cost Basis (Book Value) - The original price of an asset, normally the purchase price or appraised value at the time of acquisition. Book Value method maintains an average cost for each asset.

Cost Basis (Tax Basis) - The original price of an asset, normally the purchase price or appraised value at the time of acquisition. Tax Basis uses client determined methods such as Last-In-First-Out (LIFO), First-In-First-Out (FIFO), Average, Minimum Gain, and Maximum Gain.

Ending Accrual - (Also reported as Accrued Income) Income earned but not yet received, or expenses incurred but not yet paid, as of the end of the reporting period.

Estimated Annual Income - The amount of income a particular asset is anticipated to earn over the next year. The shares multiplied by annual income rate.

Estimated Current Yield - The annual rate of return on an investment expressed as a percentage. For stocks, yield is calculated by taking the annual dividend payments divided by the stock's current share price. For bonds, yield is calculated by the coupon rate divided by the bond's market price.

Ex-Dividend Date - (Also reported as Ex-Date) For stock trades, the person who owns the security on the ex-dividend date will earn the dividend, regardless of who currently owns the stock.

Income Cash - A category of cash comprised of ordinary earnings derived from investments, usually dividends and interest.

Market Value - The price per unit multiplied by the number of units.

Maturity Date - The date on which an obligation or note matures.

Payable Date - The date on which a dividend, mutual fund distribution, or interest on a bond will be made.

Principal Cash - A category of cash comprised of cash, deposits, cash withdrawals and the cash flows generated from purchases or sales of investments.

Realized Gain/Loss Calculation - The Proceeds less the Cost Basis of a transaction.

Settlement Date - The date on which a trade settles and cash or securities are credited or debited to the account.

Trade Date - The date a trade is legally entered into.

Unrealized Gain/Loss - The difference between the Market Value and Cost Basis at the end of the current period.

Yield on/at Market - The annual rate of return on an investment expressed as a percentage. For stocks, yield is calculated by the annual dividend payments divided by the stock's current share price. For bonds, yield is calculated by the coupon rate divided by the bond's market price.

The terms defined in this glossary are only for use when reviewing your account statement. Please contact your Relationship Manager with any questions.



020599

-UC-306

U.S. Bank
1555 N. Rivercenter Dr.
Suite 300
Milwaukee, WI 53212



000017041 06 SP 000638832262637 S

CITY OF MENIFEE
FINANCE DEPARTMENT
29844 HAUN ROAD
MENIFEE, CA 92586

