

**QUESTIONS?**

If you have any questions regarding your account or this statement, please contact your Administrator.

KATHERINE ARTISHON
EP-MN-WS4E
60 LIVINGSTON AVE.
ST PAUL MN 55107
E-mail katherine.artishon@usbank.com

Portfolio Manager:
TS PRT RC #1 - AUTO
CN-OH-W6TC

ACCOUNT NUMBER: [REDACTED]**CITY OF MENIFEE**

This statement is for the period from October 1, 2023 to October 31, 2023



000015731 05 SP 000638586834300 S
CITY OF MENIFEE
FINANCE DEPARTMENT
29844 HAUN ROAD
MENIFEE, CA 92586



THIS PAGE WAS INTENTIONALLY LEFT BLANK



TABLE OF CONTENTS

Schedule	Page
Market Value Summary	1
Asset Summary	2
Income Summary	3
Cash Summary	4
Asset Detail	5
Transaction Detail	23
Sale/Maturity Summary	32
Bond Summary	38



THIS PAGE WAS INTENTIONALLY LEFT BLANK



CITY OF MENIFEE

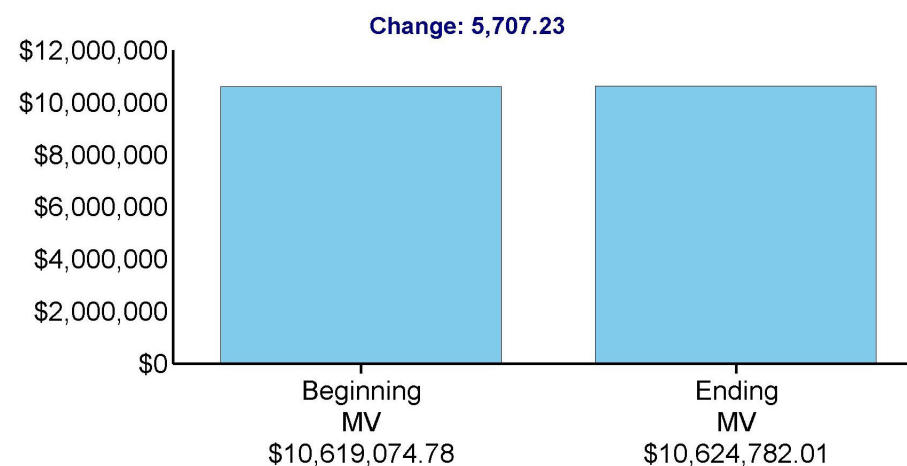
ACCOUNT NUMBER: [REDACTED]

Page 1 of 39

October 1, 2023 to October 31, 2023

MARKET VALUE SUMMARY

	Current Period 10/01/23 to 10/31/23
Beginning Market Value	\$10,619,074.78
Taxable Interest	30,189.05
Long Term Gains/Losses	-2,104.29
Short Term Gains/Losses	233.95
Change in Investment Value	-22,611.48
Ending Market Value	\$10,624,782.01





CITY OF MENIFEE

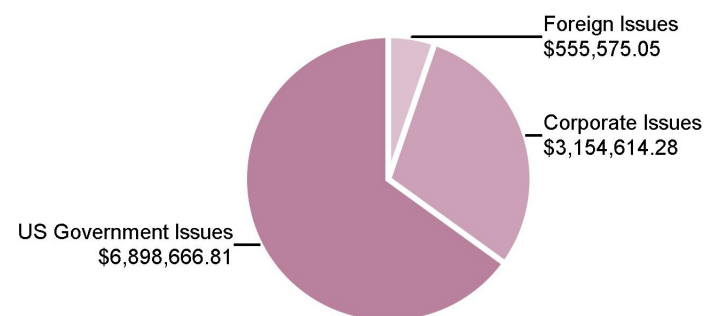
ACCOUNT NUMBER: [REDACTED]

Page 2 of 39

October 1, 2023 to October 31, 2023

ASSET SUMMARY

Assets	Current Period Market Value	% of Total	Estimated Annual Income
Cash & Equivalents	15,925.87	0.10	831.37
Taxable Bonds	10,608,856.14	99.90	339,539.00
Total Market Value	\$10,624,782.01	100.00	\$340,370.37

Fixed Income Summary



CITY OF MENIFEE

ACCOUNT NUMBER: [REDACTED]

Page 3 of 39

October 1, 2023 to October 31, 2023

INCOME SUMMARY

	Income Received Current Period
Taxable Interest	30,189.05
Total Current Period Income	\$30,189.05



CITY OF MENIFEE

ACCOUNT NUMBER: [REDACTED]

Page 4 of 39

October 1, 2023 to October 31, 2023

CASH SUMMARY

	Cash
Beginning Cash 10/01/2023	\$0.00
Taxable Interest	30,189.05
Purchases	-116,263.48
Sales	94,548.52
Net Money Market Activity	-8,474.09
Ending Cash 10/31/2023	\$0.00



CITY OF MENIFEE

ACCOUNT NUMBER: [REDACTED]

Page 5 of 39

October 1, 2023 to October 31, 2023

ASSET DETAIL

Security Description

Shares/Face Amt	Price	Market Value	Tax Cost	Unrealized Gain/Loss	Percent of Total Portfolio	Estimated Annual Income	Estimated Current Yield
Cash & Equivalents							
Cash/Money Market							
Federated Hermes Govt Obligs Is - 60934N104 #5							
15,925.870	1.0000	15,925.87	15,925.87	0.00	0.1	831.37	5.22
Total Cash/Money Market		\$15,925.87	\$15,925.87	\$0.00	0.1	\$831.37	
Total Cash & Equivalents		\$15,925.87	\$15,925.87	\$0.00	0.1	\$831.37	

Taxable Bonds

US Government Issues

F H L B Gtd R E M I C Pass Thru - 3137BFE98
C M O Ser K041 Cl A2
3.171 10/25/2024

34,783.020	97.5860	33,943.36	37,416.20	-3,472.84	0.3	1,102.97	3.25
------------	---------	-----------	-----------	-----------	-----	----------	------

F H L M C - 3137EAEP0
1.500 02/12/2025

80,000.000	95.3100	76,248.00	79,938.40	-3,690.40	0.7	1,200.00	1.57
------------	---------	-----------	-----------	-----------	-----	----------	------

F H L M C M T N - 3137EAEU9
0.375 07/21/2025

80,000.000	92.2800	73,824.00	79,736.00	-5,912.00	0.7	300.00	0.41
------------	---------	-----------	-----------	-----------	-----	--------	------

F H L M C M T N - 3137EAEX3
0.375 09/23/2025

75,000.000	91.4740	68,605.50	74,777.85	-6,172.35	0.6	281.25	0.41
------------	---------	-----------	-----------	-----------	-----	--------	------

F H L M C Multiclass Mtg Partn - 3137H4BY5
C M O Ser K 746 Cl A 2
1.985 09/25/2028

135,000.000	85.1940	115,011.90	116,263.48	-1,251.58	1.1	2,741.85	2.38
-------------	---------	------------	------------	-----------	-----	----------	------



CITY OF MENIFEE

ACCOUNT NUMBER: [REDACTED]

Page 6 of 39

October 1, 2023 to October 31, 2023

ASSET DETAIL (continued)**Security Description**

	Shares/Face Amt	Price	Market Value	Tax Cost	Unrealized Gain/Loss	Percent of Total Portfolio	Estimated Annual Income	Estimated Current Yield
F H L M C Multiclass Mtg Partn - 3137BEVH4 C M O Ser K040 CI A2 3.241 09/25/2024	15,000.000	97.8960	14,684.40	15,792.19	-1,107.79	0.1	486.15	3.31
F H L M C Multiclass Mtg Partn - 3137BFXT3 C M O Ser K042 CI A2 2.670 12/25/2024	15,000.000	96.8230	14,523.45	15,140.63	-617.18	0.1	400.50	2.76
F H L M C Multiclass Mtg Partn - 3137BKRJ1 C M O Ser K047 CI A2 3.329 05/25/2025	35,000.000	96.6690	33,834.15	35,973.44	-2,139.29	0.3	1,165.15	3.44
F H L M C Multiclass Mtg Partn - 3137BLAC2 C M O Ser K048 CI A2 06/25/2025 Var	60,000.000	96.5850	57,951.00	63,807.81	-5,856.81	0.5	1,970.40	3.40
F H L M C Multiclass Mtg Partn - 3137BLW95 C M O Ser K050 CI A2 08/25/2025 Var	25,000.000	96.3550	24,088.75	26,792.97	-2,704.22	0.2	833.50	3.46
F H L M C Multiclass Mtg Partn - 3137BN6G4 C M O Ser K053 CI A2 2.995 12/25/2025	125,000.000	95.2250	119,031.25	121,166.99	-2,135.74	1.1	3,743.75	3.14
F H L M C Multiclass Mtg Partn - 3137BNGT5 C M O Ser K054 CI A2 2.745 01/25/2026	70,000.000	94.5960	66,217.20	67,000.39	-783.19	0.6	1,921.50	2.90
F H L M C Multiclass Mtg Partn - 3137BQYS0 C M O Ser K056 CI A2 2.525 05/25/2026	120,000.000	93.3980	112,077.60	116,042.97	-3,965.37	1.1	3,030.00	2.70



CITY OF MENIFEE

ACCOUNT NUMBER: [REDACTED]

Page 7 of 39

October 1, 2023 to October 31, 2023

ASSET DETAIL (continued)**Security Description**

	Shares/Face Amt	Price	Market Value	Tax Cost	Unrealized Gain/Loss	Percent of Total Portfolio	Estimated Annual Income	Estimated Current Yield
F H L M C Multiclass Mtg Partn - 3137BSP72 C M O Ser K058 CI A2 2.653 08/25/2026	125,000.000	92.9300	116,162.50	118,955.08	-2,792.58	1.1	3,316.25	2.85
F H L M C Multiclass Mtg Partn - 3137BUX60 C M O Ser K062 CI A2 3.413 12/25/2026	70,000.000	94.3490	66,044.30	67,716.80	-1,672.50	0.6	2,389.10	3.62
F H L M C Multiclass Mtg Partn - 3137BVZ82 C M O Ser K063 CI A2 01/25/2027 Var	70,000.000	94.3720	66,060.40	67,711.33	-1,650.93	0.6	2,401.00	3.63
F H L M C Multiclass Mtg Partn - 3137FCJK1 C M O Ser K070 CI A2 11/25/2027 Var	30,000.000	92.5860	27,775.80	28,566.80	-791.00	0.3	990.90	3.57
F H L M C Multiclass Mtg Partn - 3137FBTA4 C M O Ser K728 CI A2 08/25/2024 Var	17,025.240	97.8500	16,659.20	17,323.20	-664.00	0.2	521.65	3.13
F H L M C Multiclass Mtg Partn - 3137FQXJ7 C M O Ser K737 CI A2 2.525 10/25/2026	125,000.000	92.2450	115,306.25	117,695.31	-2,389.06	1.1	3,156.25	2.74
F N M A - 3135G05X7 0.375 08/25/2025	75,000.000	91.7470	68,810.25	74,807.25	-5,997.00	0.6	281.25	0.41
F N M A - 3135G04Z3 0.500 06/17/2025	70,000.000	92.7490	64,924.30	69,954.40	-5,030.10	0.6	350.00	0.54
F N M A - 3135G06G3 0.500 11/07/2025	65,000.000	91.2200	59,293.00	64,767.30	-5,474.30	0.6	325.00	0.55



CITY OF MENIFEE

ACCOUNT NUMBER: [REDACTED]

Page 8 of 39

October 1, 2023 to October 31, 2023

ASSET DETAIL (continued)**Security Description**

	Shares/Face Amt	Price	Market Value	Tax Cost	Unrealized Gain/Loss	Percent of Total Portfolio	Estimated Annual Income	Estimated Current Yield
F N M A - 3135G0X24 1.625 01/07/2025	65,000.000	95.7430	62,232.95	66,319.45	-4,086.50	0.6	1,056.25	1.70
F N M A - 3135G0W66 1.625 10/15/2024	70,000.000	96.4330	67,503.10	69,880.30	-2,377.20	0.6	1,137.50	1.68
F N M A Deb - 3135G03U5 0.625 04/22/2025	65,000.000	93.5090	60,780.85	64,866.10	-4,085.25	0.6	406.25	0.67
Federal Farm Credit Bks - 3133ENPG9 1.750 02/14/2025	220,000.000	95.6150	210,353.00	209,231.00	1,122.00	2.0	3,850.00	1.83
Federal Farm Credit Bks - 3133EN7J3 3.875 02/02/2026	210,000.000	97.3330	204,399.30	209,202.00	-4,802.70	1.9	8,137.50	3.98
Federal Farm Credit Bks - 3133EPGW9 3.875 04/25/2028	150,000.000	95.2850	142,927.50	150,753.00	-7,825.50	1.3	5,812.50	4.07
Federal Farm Credit Bks - 3133EPSK2 4.250 08/07/2028	75,000.000	96.5370	72,402.75	74,100.00	-1,697.25	0.7	3,187.50	4.40
Federal Farm Credit Bks - 3133ENS43 4.375 10/17/2024	135,000.000	98.9580	133,593.30	134,434.35	-841.05	1.3	5,906.25	4.42
Federal Farm Credit Bks - 3133EPWK7 4.500 09/22/2028	95,000.000	98.2140	93,303.30	93,915.10	-611.80	0.9	4,275.00	4.58
Federal Farm Credit Bks - 3133EN3M0 4.625 12/05/2024	210,000.000	98.9460	207,786.60	210,676.20	-2,889.60	2.0	9,712.50	4.67



CITY OF MENIFEE

ACCOUNT NUMBER: [REDACTED]

Page 9 of 39

October 1, 2023 to October 31, 2023

ASSET DETAIL (continued)**Security Description**

	Shares/Face Amt	Price	Market Value	Tax Cost	Unrealized Gain/Loss	Percent of Total Portfolio	Estimated Annual Income	Estimated Current Yield
Federal Home Loan Bks - 3130A4CH3 2.375 03/14/2025	35,000.000	96.1800	33,663.00	37,003.05	-3,340.05	0.3	831.25	2.47
Federal Home Loan Bks - 3130A1XJ2 2.875 06/14/2024	80,000.000	98.3910	78,712.80	83,460.80	-4,748.00	0.7	2,300.00	2.92
Federal Home Loan Bks - 3130A2UW4 2.875 09/13/2024	210,000.000	97.8180	205,417.80	209,960.10	-4,542.30	1.9	6,037.50	2.94
Federal Home Loan Bks - 3130ATUS4 4.250 12/10/2027	200,000.000	97.1360	194,272.00	204,274.00	-10,002.00	1.8	8,500.00	4.38
Federal Home Loan Bks - 3130AWTR1 4.375 09/08/2028	225,000.000	97.5960	219,591.00	223,860.00	-4,269.00	2.1	9,843.75	4.48
Federal Home Loan Bks - 3130ATS57 4.500 03/10/2028	190,000.000	98.4510	187,056.90	196,165.50	-9,108.60	1.8	8,550.00	4.57
Federal Home Loan Bks - 3130ATUR6 4.625 12/13/2024	210,000.000	99.1470	208,208.70	210,808.50	-2,599.80	2.0	9,712.50	4.66
U S Treasury Note - 91282CFH9 08/31/2027	80,000.000	93.9060	75,124.80	79,083.21	-3,958.41	0.7	2,500.00	3.33
U S Treasury Note - 91282CAM3 0.250 09/30/2025	70,000.000	91.2890	63,902.30	68,476.95	-4,574.65	0.6	175.00	0.27
U S Treasury Note - 91282CAT8 0.250 10/31/2025	75,000.000	90.9340	68,200.50	73,986.33	-5,785.83	0.6	187.50	0.27



CITY OF MENIFEE

ACCOUNT NUMBER: [REDACTED]

Page 10 of 39

October 1, 2023 to October 31, 2023

ASSET DETAIL (continued)**Security Description**

	Shares/Face Amt	Price	Market Value	Tax Cost	Unrealized Gain/Loss	Percent of Total Portfolio	Estimated Annual Income	Estimated Current Yield
U S Treasury Note - 91282CAZ4 0.375 11/30/2025	70,000.000	90.8560	63,599.20	68,744.92	-5,145.72	0.6	262.50	0.41
U S Treasury Note - 91282CCZ2 0.875 09/30/2026	120,000.000	89.2810	107,137.20	118,806.25	-11,669.05	1.0	1,050.00	0.98
U S Treasury Note - 912828YQ7 1.625 10/31/2026	200,000.000	90.9490	181,898.00	184,765.63	-2,867.63	1.7	3,250.00	1.79
U S Treasury Note - 91282CED9 1.750 03/15/2025	60,000.000	95.3630	57,217.80	58,392.18	-1,174.38	0.5	1,050.00	1.83
U S Treasury Note - 912828U24 2.000 11/15/2026	220,000.000	91.8870	202,151.40	206,860.16	-4,708.76	1.9	4,400.00	2.18
U S Treasury Note - 912828V98 2.250 02/15/2027	200,000.000	92.0820	184,164.00	188,710.94	-4,546.94	1.7	4,500.00	2.44
U S Treasury Note - 9128283D0 2.250 10/31/2024	65,000.000	96.9100	62,991.50	66,470.12	-3,478.62	0.6	1,462.50	2.32
U S Treasury Note - 912828D56 2.375 08/15/2024	75,000.000	97.5940	73,195.50	78,325.20	-5,129.70	0.7	1,781.25	2.43
U S Treasury Note - 9128286F2 2.500 02/28/2026	75,000.000	94.5780	70,933.50	72,123.05	-1,189.55	0.7	1,875.00	2.64
U S Treasury Note - 91282CEQ0 2.750 05/15/2025	75,000.000	96.3670	72,275.25	72,902.34	-627.09	0.7	2,062.50	2.85



CITY OF MENIFEE

ACCOUNT NUMBER: [REDACTED]

Page 11 of 39

October 1, 2023 to October 31, 2023

ASSET DETAIL (continued)**Security Description**

	Shares/Face Amt	Price	Market Value	Tax Cost	Unrealized Gain/Loss	Percent of Total Portfolio	Estimated Annual Income	Estimated Current Yield
U S Treasury Note - 91282CFB2 2.750 07/31/2027	15,000.000	92.7380	13,910.70	14,745.70	-835.00	0.1	412.50	2.96
U S Treasury Note - 91282CEY3 3.000 07/15/2025	220,000.000	96.4920	212,282.40	214,345.31	-2,062.91	2.0	6,600.00	3.11
U S Treasury Note - 91282CEW7 3.250 06/30/2027	215,000.000	94.5900	203,368.50	213,216.60	-9,848.10	1.9	6,987.50	3.44
U S Treasury Note - 91282CHA2 3.500 04/30/2028	215,000.000	94.6250	203,443.75	210,498.44	-7,054.69	1.9	7,525.00	3.70
U S Treasury Note - 91282CHE4 3.625 05/31/2028	215,000.000	95.0980	204,460.70	211,951.37	-7,490.67	1.9	7,793.75	3.81
U S Treasury Note - 91282CGA3 4.000 12/15/2025	220,000.000	97.8980	215,375.60	220,042.97	-4,667.37	2.0	8,800.00	4.09
U S Treasury Note - 91282CHQ7 4.125 07/31/2028	190,000.000	97.0120	184,322.80	187,209.38	-2,886.58	1.7	7,837.50	4.25
U S Treasury Note - 91282CFM8 4.125 09/30/2027	200,000.000	97.3320	194,664.00	202,359.38	-7,695.38	1.8	8,250.00	4.24
U S Treasury Note - 91282CFU0 4.125 10/31/2027	200,000.000	97.2890	194,578.00	202,382.81	-7,804.81	1.8	8,250.00	4.24



CITY OF MENIFEE

ACCOUNT NUMBER: [REDACTED]

Page 12 of 39
October 1, 2023 to October 31, 2023**ASSET DETAIL (continued)****Security Description**

	Shares/Face Amt	Price	Market Value	Tax Cost	Unrealized Gain/Loss	Percent of Total Portfolio	Estimated Annual Income	Estimated Current Yield
U S Treasury Note - 91282CHX2 4.375 08/31/2028	200,000.000	98.0940	196,188.00	199,304.69	-3,116.69	1.8	8,750.00	4.46
Total US Government Issues			\$6,898,666.81	\$7,139,960.17	-\$241,293.36	64.9	\$217,927.17	
Corporate Issues								
Ace Ina Holding - 00440EAS6 3.150 03/15/2025	50,000.000	96.5000	48,250.00	51,448.00	-3,198.00	0.5	1,575.00	3.26
Amazon Com Inc - 023135BX3 1.000 05/12/2026	60,000.000	89.9430	53,965.80	59,740.80	-5,775.00	0.5	600.00	1.11
American Honda Fin Corp - 02665WED9 Medium Term Note 4.700 01/12/2028	130,000.000	96.1160	124,950.80	131,033.50	-6,082.70	1.2	6,110.00	4.89
Apple Inc - 037833DN7 2.050 09/11/2026	25,000.000	91.6830	22,920.75	25,621.00	-2,700.25	0.2	512.50	2.24
Apple Inc - 037833BY5 3.250 02/23/2026	100,000.000	95.7070	95,707.00	96,949.00	-1,242.00	0.9	3,250.00	3.40
Bank Amer Corp Sr - 06051GJD2 Medium Term Note 06/19/2026 Var	40,000.000	91.9020	36,760.80	40,105.60	-3,344.80	0.3	527.60	1.43
Bank America Corp - 06051GLE7 Medium Term Note 5.080 01/20/2027	30,000.000	97.3470	29,204.10	30,000.00	-795.90	0.3	1,524.00	5.22



CITY OF MENIFEE

ACCOUNT NUMBER: [REDACTED]

Page 13 of 39

October 1, 2023 to October 31, 2023

ASSET DETAIL (continued)

Security Description	Shares/Face Amt	Price	Market Value	Tax Cost	Unrealized Gain/Loss	Percent of Total Portfolio	Estimated Annual Income	Estimated Current Yield
Bank Of America Corp - 06051GHT9 Medium Term Note 3.559 04/23/2027	25,000.000	93.4030	23,350.75	24,223.45	-872.70	0.2	889.75	3.81
Bank Of America Corp - 06051GGF0 Medium Term Note 3.824 01/20/2028	75,000.000	92.2870	69,215.25	71,563.50	-2,348.25	0.7	2,868.00	4.14
Berkshire Hathaway Fin - 084664CZ2 2.300 03/15/2027	45,000.000	91.1880	41,034.60	44,991.45	-3,956.85	0.4	1,035.00	2.52
Bmw Veh Owner Tr - 05602RAD3 A B S Ser 2022 A Cl A 3 08/25/2026 Var	15,000.000	97.6250	14,643.75	14,999.22	-355.47	0.1	481.50	3.29
Bmw Vehicle Lease - 05593AAC3 A B S Ser 2023 1 Cl A 3 5.160 11/25/2025	110,000.000	99.0710	108,978.10	110,198.98	-1,220.88	1.0	5,676.00	5.21
Bmw Vehicle Lease Trust - 09690AAC7 0.330 12/26/2024	1,082.680	99.6480	1,078.87	1,082.57	-3.70	0.0	3.57	0.33
Bmw Vehicle Lease Trust 2022 1 - 05601XAC3 A B S Ser 2022 1 Cl A3 03/25/2025 Var	4,510.280	99.0450	4,467.21	4,509.61	-42.40	0.0	49.61	1.11
Caterpillar Finl Service - 14913Q3B3 Medium Term Note 2.150 11/08/2024	45,000.000	96.5520	43,448.40	45,481.50	-2,033.10	0.4	967.50	2.23
Caterpillar Finl Svcs - 14913R3B1 Medium Term Note 4.800 01/06/2026	80,000.000	98.6450	78,916.00	79,988.80	-1,072.80	0.7	3,840.00	4.87



CITY OF MENIFEE

ACCOUNT NUMBER: [REDACTED]

Page 14 of 39

October 1, 2023 to October 31, 2023

ASSET DETAIL (continued)**Security Description**

	Shares/Face Amt	Price	Market Value	Tax Cost	Unrealized Gain/Loss	Percent of Total Portfolio	Estimated Annual Income	Estimated Current Yield
Charles Schwab Corp - 808513BY0 2.450 03/03/2027	25,000.000	88.1650	22,041.25	24,991.70	-2,950.45	0.2	612.50	2.78
Charles Schwab Corp - 808513AU9 3.200 01/25/2028	85,000.000	88.3780	75,121.30	80,783.15	-5,661.85	0.7	2,720.00	3.62
Costco Wholesale Corp - 22160KAM7 3.000 05/18/2027	20,000.000	92.6500	18,530.00	19,535.80	-1,005.80	0.2	600.00	3.24
Deere John Capital Corp - 24422EWJ4 Medium Term Note 4.050 09/08/2025	70,000.000	97.6880	68,381.60	69,267.10	-885.50	0.6	2,835.00	4.15
Duke Energy Carolinas - 26442CAS3 2.950 12/01/2026	35,000.000	93.0160	32,555.60	36,755.95	-4,200.35	0.3	1,032.50	3.17
Gm Fin Auto Lsng Tr - 36262XAC8 A B S Ser 2021 3 CI A 3 10/21/2024 Var	5,607.400	99.5200	5,580.48	5,607.32	-26.84	0.1	21.87	0.39
Gm Fin Auto Lsng Tr - 36265MAC9 A B S Ser 2022 1 CI A 3 1.900 03/20/2025	18,168.230	98.8910	17,966.74	18,168.08	-201.34	0.2	345.20	1.92
Gm Fin Cons Auto Rec - 380146AC4 A B S Ser 2022 1 CI A3 1.260 11/16/2026	9,366.290	96.2650	9,016.46	9,365.48	-349.02	0.1	118.02	1.31
Gm Fin Cons Auto Rec Tr - 362554AC1 A B S Ser 2021 4 CI A 3 0.680 09/16/2026	8,127.950	96.1280	7,813.24	8,127.74	-314.50	0.1	55.27	0.71



CITY OF MENIFEE

ACCOUNT NUMBER: [REDACTED]

Page 15 of 39

October 1, 2023 to October 31, 2023

ASSET DETAIL (continued)

Security Description	Shares/Face Amt	Price	Market Value	Tax Cost	Unrealized Gain/Loss	Percent of Total Portfolio	Estimated Annual Income	Estimated Current Yield
Honda Auto Rec Ownr Tr - 43815BAC4 A B S Ser 2022 1 CI A3 1.880 05/15/2026	95,000.000	96.5020	91,676.90	91,381.76	295.14	0.9	1,786.00	1.95
Honda Auto Rec Ownr Tr 2021 4 - 43815GAC3 A B S Ser 2021 4 CI A3 01/21/2026 Var	8,022.470	96.5910	7,748.98	8,020.77	-271.79	0.1	70.60	0.91
Honda Auto Receivables - 43813GAC5 A B S Ser 2021 1 CI A3 0.270 04/21/2025	4,790.440	98.3900	4,713.31	4,790.35	-77.04	0.0	12.93	0.27
Honda Auto Receivables Owner - 43813KAC6 A B S Ser 2020 3 CI A3 0.370 10/18/2024	1,692.710	99.3670	1,682.00	1,692.47	-10.47	0.0	6.26	0.37
Honeywell International - 438516BL9 2.500 11/01/2026	140,000.000	92.4840	129,477.60	131,150.60	-1,673.00	1.2	3,500.00	2.70
Hyundai Auto Rec Tr - 44935FAD6 A B S Ser 2021 C CI A3 0.740 05/15/2026	15,980.680	96.7060	15,454.28	15,751.68	-297.40	0.1	118.26	0.76
Hyundai Auto Rec Tr - 448977AD0 A B S Ser 2022 A CI A3 10/15/2026 Var	25,000.000	96.6010	24,150.25	24,999.04	-848.79	0.2	555.00	2.30
John Deere Capital Corp - 24422EVN6 Medium Term Note 0.450 01/17/2024	50,000.000	98.9080	49,454.00	49,964.50	-510.50	0.5	225.00	0.45



CITY OF MENIFEE

ACCOUNT NUMBER: [REDACTED]

Page 16 of 39

October 1, 2023 to October 31, 2023

ASSET DETAIL (continued)**Security Description**

	Shares/Face Amt	Price	Market Value	Tax Cost	Unrealized Gain/Loss	Percent of Total Portfolio	Estimated Annual Income	Estimated Current Yield
John Deere Own - 47789QAC4 A B S Ser 2021 B CI A 3 03/16/2026 Var	10,490.190	96.5390	10,127.12	10,489.25	-362.13	0.1	54.55	0.54
John Deere Owner - 47800BAC2 A B S Ser 2022 C CI A 3 5.090 06/15/2027	25,000.000	98.8820	24,720.50	24,998.06	-277.56	0.2	1,272.50	5.15
John Deere Owner Tr - 47787NAC3 A B S Ser 2020 B CI A3 11/15/2024 Var	57.000	99.7910	56.88	56.99	-0.11	0.0	0.29	0.51
John Deere Owner Tr - 47787JAC2 A B S Ser 2022 CI A 3 09/15/2026 Var	9,838.100	97.0370	9,546.60	9,835.93	-289.33	0.1	228.24	2.39
John Deere Owner Trust - 47800CAC0 A B S Ser 2023 A CI A3 5.010 11/15/2027	20,000.000	98.4640	19,692.80	19,996.36	-303.56	0.2	1,002.00	5.09
John Deere Ownr Tr - 47800AAC4 A B S Ser 2022 B CI A3 02/16/2027 Var	15,000.000	97.1350	14,570.25	14,998.57	-428.32	0.1	561.00	3.85
Jpmorgan Chase Co - 46625HRY8 02/01/2028 Var	70,000.000	92.7800	64,946.00	67,053.70	-2,107.70	0.6	2,647.40	4.08
Jpmorgan Chase Co - 46647PCH7 0.824 06/01/2025	40,000.000	96.6260	38,650.40	40,048.60	-1,398.20	0.4	329.60	0.85
Jpmorgan Chase Co - 46647PCK0 0.969 06/23/2025	20,000.000	96.3340	19,266.80	20,015.45	-748.65	0.2	193.80	1.01



CITY OF MENIFEE

ACCOUNT NUMBER: [REDACTED]

Page 17 of 39

October 1, 2023 to October 31, 2023

ASSET DETAIL (continued)**Security Description**

	Shares/Face Amt	Price	Market Value	Tax Cost	Unrealized Gain/Loss	Percent of Total Portfolio	Estimated Annual Income	Estimated Current Yield
Jpmorgan Chase Co - 46647PBK1 2.083 04/22/2026	12,000.000	93.9830	11,277.96	12,447.96	-1,170.00	0.1	249.96	2.22
Mastercard Inc - 57636QAN4 2.000 03/03/2025	35,000.000	95.5730	33,450.55	36,067.15	-2,616.60	0.3	700.00	2.09
Mercedes Benz Auto - 58770AAC7 A B S Ser 2023 1 CI A3 4.510 11/15/2027	35,000.000	98.0070	34,302.45	34,995.80	-693.35	0.3	1,578.50	4.60
Merck Co Inc - 58933YBH7 4.050 05/17/2028	130,000.000	95.1880	123,744.40	130,394.70	-6,650.30	1.2	5,265.00	4.25
Microsoft Corp - 594918BJ2 3.125 11/03/2025	125,000.000	95.9580	119,947.50	120,882.50	-935.00	1.1	3,906.25	3.26
Morgan Stanley - 61747YEZ4 Medium Term Note 5.050 01/28/2027	100,000.000	97.6620	97,662.00	100,170.55	-2,508.55	0.9	5,050.00	5.17
Morgan Stanley Fr - 6174468Q5 Medium Term Note 2.188 04/28/2026	35,000.000	94.0590	32,920.65	33,013.20	-92.55	0.3	765.80	2.33
National Rural Utils Coop Fin - 63743HFE7 Medium Term Note 3.450 06/15/2025	10,000.000	96.4150	9,641.50	9,997.30	-355.80	0.1	345.00	3.58
National Rural Utils Corp Fin - 63743HFH0 Medium Term Note 4.450 03/13/2026	70,000.000	97.4640	68,224.80	69,950.30	-1,725.50	0.6	3,115.00	4.57



CITY OF MENIFEE

ACCOUNT NUMBER: [REDACTED]

Page 18 of 39

October 1, 2023 to October 31, 2023

ASSET DETAIL (continued)**Security Description**

	Shares/Face Amt	Price	Market Value	Tax Cost	Unrealized Gain/Loss	Percent of Total Portfolio	Estimated Annual Income	Estimated Current Yield
Northern Tr Corp Sr Nt - 665859AW4 4.000 05/10/2027	15,000.000	93.9940	14,099.10	14,975.70	-876.60	0.1	600.00	4.26
Paccar Financial Corp - 69371RR73 Medium Term Note 2.850 04/07/2025	35,000.000	96.2820	33,698.70	34,990.90	-1,292.20	0.3	997.50	2.96
Paccar Financial Corp - 69371RS31 Medium Term Note 4.600 01/10/2028	100,000.000	96.7780	96,778.00	99,515.00	-2,737.00	0.9	4,600.00	4.75
Pepsico Inc - 713448CT3 2.750 04/30/2025	130,000.000	96.1640	125,013.20	124,989.80	23.40	1.2	3,575.00	2.86
Pnc Financial Services - 693475BL8 4.758 01/26/2027	135,000.000	96.2420	129,926.70	134,947.35	-5,020.65	1.2	6,423.30	4.94
Reality Income Corp - 756109AV6 3.875 04/15/2025	20,000.000	96.9930	19,398.60	19,714.00	-315.40	0.2	775.00	3.99
Realty Income Corp - 756109BG8 3.950 08/15/2027	100,000.000	92.8540	92,854.00	97,097.00	-4,243.00	0.9	3,950.00	4.25
Salesforce Com Inc - 79466LAG9 0.625 07/15/2024	40,000.000	96.5110	38,604.40	39,628.55	-1,024.15	0.4	250.00	0.65
Schwab Charles Corp - 808513BN4 0.750 03/18/2024	20,000.000	97.9940	19,598.80	19,990.00	-391.20	0.2	150.00	0.76
Target Corp - 87612EBM7 1.950 01/15/2027	20,000.000	90.0280	18,005.60	19,966.00	-1,960.40	0.2	390.00	2.17



CITY OF MENIFEE

ACCOUNT NUMBER: [REDACTED]

Page 19 of 39

October 1, 2023 to October 31, 2023

ASSET DETAIL (continued)**Security Description**

	Shares/Face Amt	Price	Market Value	Tax Cost	Unrealized Gain/Loss	Percent of Total Portfolio	Estimated Annual Income	Estimated Current Yield
Toronto Dominion Bank - 89115A2C5 Medium Term Note 4.108 06/08/2027	40,000.000	93.7530	37,501.20	39,866.00	-2,364.80	0.4	1,643.20	4.38
Toyota Auto Rec Own Tr - 89238JAC9 A B S Ser 2021 D CI A 3 04/15/2026 Var	60,855.630	96.3540	58,636.83	57,311.27	1,325.56	0.6	432.08	0.74
Toyota Auto Rec Own Tr - 89231CAD9 A B S Ser 2022 C CI A 3 3.760 04/15/2027	25,000.000	97.0530	24,263.25	24,583.98	-320.73	0.2	940.00	3.87
Toyota Auto Receivables - 89236XAC0 A B S Ser 2020 D CI A3 0.350 01/15/2025	772.750	99.6570	770.10	772.60	-2.50	0.0	2.70	0.35
Toyota Auto Recv Tr - 89240BAC2 A B S Ser 2021 A CI A3 05/15/2025 Var	8,486.760	98.4630	8,356.32	8,485.17	-128.85	0.1	22.07	0.26
Toyota Mtr Cr Corp - 89236TJK2 Medium Term Note 1.125 06/18/2026	40,000.000	89.4310	35,772.40	39,982.40	-4,210.00	0.3	450.00	1.26
Toyota Mtr Cr Corp - 89236TJT3 Medium Term Note 1.450 01/13/2025	30,000.000	95.1910	28,557.30	29,959.80	-1,402.50	0.3	435.00	1.52
Toyota Mtr Cr Corp - 89236TKQ7 Medium Term Note 4.625 01/12/2028	80,000.000	96.8030	77,442.40	79,947.20	-2,504.80	0.7	3,700.00	4.78



CITY OF MENIFEE

ACCOUNT NUMBER: [REDACTED]

Page 20 of 39

October 1, 2023 to October 31, 2023

ASSET DETAIL (continued)**Security Description**

	Shares/Face Amt	Price	Market Value	Tax Cost	Unrealized Gain/Loss	Percent of Total Portfolio	Estimated Annual Income	Estimated Current Yield
Truist Finl Corp - 89788MAA0 Medium Term Note 1.200 08/05/2025	30,000.000	91.2900	27,387.00	29,341.20	-1,954.20	0.3	360.00	1.31
Unitedhealth Group Inc - 91324PEC2 1.150 05/15/2026	40,000.000	90.2830	36,113.20	39,563.60	-3,450.40	0.3	460.00	1.27
Verizon Master Tr - 92348KAV5 A B S Ser 2022 5 Cl A 1A 07/20/2027 Var	15,000.000	99.4910	14,923.65	14,999.34	-75.69	0.1	558.00	3.74
Verizon Master Trust - 92348KAA1 A B S Ser 2021 1 Cl A 0.500 05/20/2027	100,000.000	96.9950	96,995.00	93,609.37	3,385.63	0.9	500.00	0.51
Walmart Inc - 931142ER0 1.050 09/17/2026	10,000.000	89.1320	8,913.20	9,981.10	-1,067.90	0.1	105.00	1.18
Total Corporate Issues			\$3,154,614.28	\$3,261,920.17	-\$107,305.89	29.7	\$103,108.18	

Foreign Issues

Bank Montreal Que - 06368D3S1 Medium Term Note 3.700 06/07/2025	75,000.000	96.3900	72,292.50	73,120.50	-828.00	0.7	2,775.00	3.84
Bank Of Montreal - 06368FAC3 Medium Term Note 1.250 09/15/2026	40,000.000	87.6480	35,059.20	39,951.60	-4,892.40	0.3	500.00	1.43



CITY OF MENIFEE

ACCOUNT NUMBER: [REDACTED]

Page 21 of 39

October 1, 2023 to October 31, 2023

ASSET DETAIL (continued)**Security Description**

	Shares/Face Amt	Price	Market Value	Tax Cost	Unrealized Gain/Loss	Percent of Total Portfolio	Estimated Annual Income	Estimated Current Yield
Inter American Devel Bk - 4581X0DV7 Medium Term Note 0.875 04/20/2026	75,000.000	90.3410	67,755.75	74,656.50	-6,900.75	0.6	656.25	0.97
International Bank M T N - 459058JL8 0.500 10/28/2025	75,000.000	91.2840	68,463.00	74,670.05	-6,207.05	0.6	375.00	0.55
International Finance Corp - 45950KDD9 Medium Term Note 4.500 07/13/2028	100,000.000	98.0810	98,081.00	99,889.00	-1,808.00	0.9	4,500.00	4.59
Royal Bank Of Canada - 78013XZU5 Medium Term Note 2.550 7/16/2024	40,000.000	97.6600	39,064.00	40,598.00	-1,534.00	0.4	1,020.00	2.61
Royal Bk Cda - 78016EZ59 Medium Term Note 3.375 04/14/2025	20,000.000	96.4980	19,299.60	19,992.60	-693.00	0.2	675.00	3.50
Royal Bk Cda - 78016FZW7 Medium Term Note 4.900 01/12/2028	80,000.000	95.9550	76,764.00	79,957.60	-3,193.60	0.7	3,920.00	5.11

CITY OF MENIFEE
ACCOUNT NUMBER: [REDACTED]Page 22 of 39
October 1, 2023 to October 31, 2023**ASSET DETAIL (continued)****Security Description**

	Shares/Face Amt	Price	Market Value	Tax Cost	Unrealized Gain/Loss	Percent of Total Portfolio	Estimated Annual Income	Estimated Current Yield
Toronto Dominion Bank - 89115A2K7 Medium Term Note 5.103 01/09/2026								
	80,000.000	98.4950	78,796.00	79,890.40	-1,094.40	0.7	4,082.40	5.18
Total Foreign Issues			\$555,575.05	\$582,726.25	-\$27,151.20	5.2	\$18,503.65	
Total Taxable Bonds			\$10,608,856.14	\$10,984,606.59	-\$375,750.45	99.9	\$339,539.00	
Total Assets			\$10,624,782.01	\$11,000,532.46	-\$375,750.45	100.0	\$340,370.37	
Estimated Current Yield								3.20

ASSET DETAIL MESSAGES

Time of trade execution and trading party (if not disclosed) will be provided upon request.

Publicly traded assets are valued in accordance with market quotations or valuation methodologies from financial industry services believed by us to be reliable. Assets that are not publicly traded may be reflected at values from other external sources. Assets for which a current value is not available may be reflected at a previous value or as not valued, at par value, or at a nominal value. Values shown do not necessarily reflect prices at which assets could be bought or sold. Values are updated based on internal policy and may be updated less frequently than statement generation.

Estimated Current Yield and Estimated Annual Income are estimates provided for informational purposes only and should not be relied on for making investment, trading, or tax decisions. The estimates may not represent the actual value earned by your investments and they provide no guarantee of what your investments may earn in the future.



CITY OF MENIFEE

ACCOUNT NUMBER: [REDACTED]

Page 23 of 39

October 1, 2023 to October 31, 2023

TRANSACTION DETAIL

Date Posted	Activity	Description	Cash	Tax Cost
Beginning Balance 10/01/2023			\$0.00	\$10,972,213.75
10/02/23	Asset Income	Interest Earned On U S Treasury Nt 0.250% 9/30/25 0.00125 USD/\$1 Pv On 70,000 Par Value Due 9/30/23	87.50	
10/02/23	Asset Income	Interest Earned On U S Treasury Nt 0.875% 9/30/26 0.004375 USD/\$1 Pv On 120,000 Par Value Due 9/30/23	525.00	
10/02/23	Asset Income	Interest Earned On U S Treasury Nt 4.125% 9/30/27 0.020625 USD/\$1 Pv On 200,000 Par Value Due 9/30/23	4,125.00	
10/02/23	Asset Income	Interest Earned On Federated Hermes Govt Obligs Is Interest From 9/1/23 To 9/30/23	131.48	
10/10/23	Asset Income	Interest Earned On Paccar Financial Mtn 2.850% 4/07/25 0.01425 USD/\$1 Pv On 35,000 Par Value Due 10/7/23	498.75	
10/16/23	Asset Income	Interest Earned On Gm Fin Cons Auto 0.680% 9/16/26 \$0.00057/Pv On 8,622.55 Pv Due 10/16/23	4.89	
10/16/23	Sale	Paid Down 494.6 Par Value Of Gm Fin Cons Auto 0.680% 9/16/26 Trade Date 10/16/23	494.60	-494.59
10/16/23	Asset Income	Interest Earned On Gm Fin Cons Auto 1.260% 11/16/26 \$0.00105/Pv On 9,908.62 Pv Due 10/16/23	10.40	
10/16/23	Sale	Paid Down 542.33 Par Value Of Gm Fin Cons Auto 1.260% 11/16/26 Trade Date 10/16/23	542.33	-542.28
10/16/23	Asset Income	Interest Earned On Honda Auto Rec Own 1.880% 5/15/26 \$0.00157/Pv On 95,000.00 Pv Due 10/15/23	148.83	
10/16/23	Asset Income	Interest Earned On Hyundai Auto Rec 2.220% 10/15/26 \$0.00185/Pv On 25,000.00 Pv Due 10/15/23	46.25	



CITY OF MENIFEE

ACCOUNT NUMBER: [REDACTED]

Page 24 of 39

October 1, 2023 to October 31, 2023

TRANSACTION DETAIL (continued)

Date Posted	Activity	Description	Cash	Tax Cost
10/16/23	Asset Income	Interest Earned On Hyundai Auto Rec Tr 0.740% 5/15/26 \$0.00062/Pv On 17,137.36 Pv Due 10/15/23	10.56	
10/16/23	Sale	Paid Down 1,156.68 Par Value Of Hyundai Auto Rec Tr 0.740% 5/15/26 Trade Date 10/15/23	1,156.68	-1,140.10
10/16/23	Asset Income	Interest Earned On John Deere Owner 2.320% 9/15/26 \$0.00193/Pv On 10,000.00 Pv Due 10/15/23	19.33	
10/16/23	Sale	Paid Down 161.9 Par Value Of John Deere Owner 2.320% 9/15/26 Trade Date 10/15/23	161.90	-161.86
10/16/23	Asset Income	Interest Earned On John Deere Owner 0.510% 11/15/24 \$0.00042/Pv On 234.73 Pv Due 10/15/23	0.10	
10/16/23	Sale	Paid Down 177.73 Par Value Of John Deere Owner 0.510% 11/15/24 Trade Date 10/15/23	177.73	-177.70
10/16/23	Asset Income	Interest Earned On John Deere Own 0.520% 3/16/26 \$0.00043/Pv On 11,074.70 Pv Due 10/15/23	4.80	
10/16/23	Sale	Paid Down 584.51 Par Value Of John Deere Own 0.520% 3/16/26 Trade Date 10/15/23	584.51	-584.46
10/16/23	Asset Income	Interest Earned On John Deere Ownr Tr 3.740% 2/16/27 \$0.00312/Pv On 15,000.00 Pv Due 10/15/23	46.75	
10/16/23	Asset Income	Interest Earned On John Deere Owner 5.090% 6/15/27 \$0.00424/Pv On 25,000.00 Pv Due 10/15/23	106.04	
10/16/23	Asset Income	Interest Earned On John Deere Owner 5.010% 11/15/27 \$0.00418/Pv On 20,000.00 Pv Due 10/15/23	83.50	



CITY OF MENIFEE

ACCOUNT NUMBER: [REDACTED]

Page 25 of 39

October 1, 2023 to October 31, 2023

TRANSACTION DETAIL (continued)

Date Posted	Activity	Description	Cash	Tax Cost
10/16/23	Asset Income	Interest Earned On Mercedes Benz Auto 4.510% 11/15/27 \$0.00376/Pv On 35,000.00 Pv Due 10/15/23	131.54	
10/16/23	Asset Income	Interest Earned On Toyota Auto Rec 3.760% 4/15/27 \$0.00313/Pv On 25,000.00 Pv Due 10/15/23	78.33	
10/16/23	Asset Income	Interest Earned On Toyota Auto 0.350% 1/15/25 \$0.00029/Pv On 1,277.39 Pv Due 10/15/23	0.37	
10/16/23	Sale	Paid Down 504.64 Par Value Of Toyota Auto 0.350% 1/15/25 Trade Date 10/15/23	504.64	-504.55
10/16/23	Asset Income	Interest Earned On Toyota Auto Rec 0.710% 4/15/26 \$0.00059/Pv On 64,872.50 Pv Due 10/15/23	38.38	
10/16/23	Sale	Paid Down 4,016.87 Par Value Of Toyota Auto Rec 0.710% 4/15/26 Trade Date 10/15/23	4,016.87	-3,782.92
10/16/23	Asset Income	Interest Earned On Toyota Auto Recv 0.260% 5/15/25 \$0.00022/Pv On 9,792.15 Pv Due 10/15/23	2.12	
10/16/23	Sale	Paid Down 1,305.39 Par Value Of Toyota Auto Recv 0.260% 5/15/25 Trade Date 10/15/23	1,305.39	-1,305.15
10/16/23	Asset Income	Interest Earned On Royal Bk Cda Mtn 3.375% 4/14/25 0.016875 USD/\$1 Pv On 20,000 Par Value Due 10/14/23	337.50	
10/16/23	Asset Income	Interest Earned On F N M A 1.625% 10/15/24 0.008125 USD/\$1 Pv On 70,000 Par Value Due 10/15/23	568.75	
10/16/23	Asset Income	Interest Earned On Reality Income Corp 3.875% 4/15/25 0.019375 USD/\$1 Pv On 20,000 Par Value Due 10/15/23	387.50	



CITY OF MENIFEE

ACCOUNT NUMBER: [REDACTED]

Page 26 of 39

October 1, 2023 to October 31, 2023

TRANSACTION DETAIL (continued)

Date Posted	Activity	Description	Cash	Tax Cost
10/17/23	Asset Income	Interest Earned On F F C B Deb 4.375% 10/17/24 0.021875 USD/\$1 Pv On 135,000 Par Value Due 10/17/23	2,953.13	
10/18/23	Asset Income	Interest Earned On Honda Auto 0.370% 10/18/24 \$0.00031/Pv On 2,376.65 Pv Due 10/18/23	0.73	
10/18/23	Sale	Paid Down 683.94 Par Value Of Honda Auto 0.370% 10/18/24 Trade Date 10/18/23	683.94	-683.84
10/20/23	Asset Income	Interest Earned On Verizon Owner 0.46997% 2/20/25 \$0.00039/Pv On 169.16 Pv Due 10/20/23	0.07	
10/20/23	Sale	Paid Down 169.16 Par Value Of Verizon Owner 0.46997% 2/20/25 Trade Date 10/20/23	169.16	-169.12
10/20/23	Asset Income	Interest Earned On Gm Fin Auto Lsng 0.390% 10/21/24 \$0.00033/Pv On 8,198.42 Pv Due 10/20/23	2.66	
10/20/23	Sale	Paid Down 2,591.02 Par Value Of Gm Fin Auto Lsng 0.390% 10/21/24 Trade Date 10/20/23	2,591.02	-2,590.98
10/20/23	Asset Income	Interest Earned On Gm Fin Auto Lsng Tr 1.900% 3/20/25 \$0.00158/Pv On 20,609.41 Pv Due 10/20/23	32.63	
10/20/23	Sale	Paid Down 2,441.18 Par Value Of Gm Fin Auto Lsng Tr 1.900% 3/20/25 Trade Date 10/20/23	2,441.18	-2,441.16
10/20/23	Asset Income	Interest Earned On Verizon Master 0.500% 5/20/27 \$0.00042/Pv On 100,000.00 Pv Due 10/20/23	41.67	
10/20/23	Asset Income	Interest Earned On Verizon Master Tr 3.720% 7/20/27 \$0.00310/Pv On 15,000.00 Pv Due 10/20/23	46.50	



CITY OF MENIFEE

ACCOUNT NUMBER: [REDACTED]

Page 27 of 39

October 1, 2023 to October 31, 2023

TRANSACTION DETAIL (continued)

Date Posted	Activity	Description	Cash	Tax Cost
10/20/23	Asset Income	Interest Earned On Inter Amer Bk M T N 0.875% 4/20/26 0.004375 USD/\$1 Pv On 75,000 Par Value Due 10/20/23	328.13	
10/23/23	Asset Income	Interest Earned On Honda Auto 0.270% 4/21/25 \$0.00023/Pv On 5,566.41 Pv Due 10/21/23	1.25	
10/23/23	Sale	Paid Down 775.97 Par Value Of Honda Auto 0.270% 4/21/25 Trade Date 10/21/23	775.97	-775.96
10/23/23	Asset Income	Interest Earned On Honda Auto Rec 0.880% 1/21/26 \$0.00073/Pv On 8,571.39 Pv Due 10/21/23	6.29	
10/23/23	Sale	Paid Down 548.92 Par Value Of Honda Auto Rec 0.880% 1/21/26 Trade Date 10/21/23	548.92	-548.80
10/23/23	Asset Income	Interest Earned On F N M A Deb 0.625% 4/22/25 0.003125 USD/\$1 Pv On 65,000 Par Value Due 10/22/23	203.13	
10/23/23	Asset Income	Interest Earned On Jpmorgan Chase Co 2.083% 4/22/26 0.010415 USD/\$1 Pv On 12,000 Par Value Due 10/22/23	124.98	
10/23/23	Asset Income	Interest Earned On Bank Of America Mtn 3.559% 4/23/27 0.017795 USD/\$1 Pv On 25,000 Par Value Due 10/23/23	444.88	
10/25/23	Asset Income	Interest Earned On F H L B Gtd Remic 3.171% 10/25/24 \$0.00264/Pv On 34,863.15 Pv Due 10/25/23	92.13	
10/25/23	Sale	Paid Down 80.13 Par Value Of F H L B Gtd Remic 3.171% 10/25/24 Trade Date 10/25/23	80.13	-86.20
10/25/23	Asset Income	Interest Earned On F H L M C Mltcl Mt 3.303% 11/25/27 0.002752 USD/\$1 Pv On 30,000 Par Value Due 10/25/23	82.58	



CITY OF MENIFEE

ACCOUNT NUMBER: [REDACTED]

Page 28 of 39

October 1, 2023 to October 31, 2023

TRANSACTION DETAIL (continued)

Date Posted	Activity	Description	Cash	Tax Cost
10/25/23	Asset Income	Interest Earned On Bmw Vehicle Lease 5.160% 11/25/25 \$0.00430/Pv On 110,000.00 Pv Due 10/25/23	473.00	
10/25/23	Asset Income	Interest Earned On Bmw Vehicle Lease 1.100% 3/25/25 \$0.00092/Pv On 5,392.08 Pv Due 10/25/23	4.94	
10/25/23	Sale	Paid Down 881.8 Par Value Of Bmw Vehicle Lease 1.100% 3/25/25 Trade Date 10/25/23	881.80	-881.67
10/25/23	Asset Income	Interest Earned On Bmw Veh Owner Tr 3.210% 8/25/26 \$0.00268/Pv On 15,000.00 Pv Due 10/25/23	40.13	
10/25/23	Asset Income	Interest Earned On Bmw Vehicle Lease 0.330% 12/26/24 \$0.00028/Pv On 1,897.67 Pv Due 10/25/23	0.52	
10/25/23	Sale	Paid Down 814.99 Par Value Of Bmw Vehicle Lease 0.330% 12/26/24 Trade Date 10/25/23	814.99	-814.91
10/25/23	Asset Income	Interest Earned On F H L M C Mltcl Mtg 3.241% 9/25/24 \$0.00270/Pv On 15,000.00 Pv Due 10/25/23	40.51	
10/25/23	Asset Income	Interest Earned On F H L M C Mltcl Mtg 2.670% 12/25/24 \$0.00223/Pv On 15,000.00 Pv Due 10/25/23	33.38	
10/25/23	Asset Income	Interest Earned On F H L M C Mltcl Mtg 3.329% 5/25/25 \$0.00277/Pv On 35,000.00 Pv Due 10/25/23	97.10	
10/25/23	Asset Income	Interest Earned On F H L M C Mltcl Mt 3.284% 6/25/25 \$0.00274/Pv On 60,000.00 Pv Due 10/25/23	164.20	
10/25/23	Asset Income	Interest Earned On F H L M C Mltcl Mt 3.334% 8/25/25 \$0.00278/Pv On 25,000.00 Pv Due 10/25/23	69.46	



CITY OF MENIFEE

ACCOUNT NUMBER: [REDACTED]

Page 29 of 39

October 1, 2023 to October 31, 2023

TRANSACTION DETAIL (continued)

Date Posted	Activity	Description	Cash	Tax Cost
10/25/23	Asset Income	Interest Earned On F H L M C Mltcl Mtg 2.995% 12/25/25 \$0.00250/Pv On 125,000.00 Pv Due 10/25/23	311.98	
10/25/23	Asset Income	Interest Earned On F H L M C Mltcl Mtg 2.745% 1/25/26 \$0.00229/Pv On 70,000.00 Pv Due 10/25/23	160.13	
10/25/23	Asset Income	Interest Earned On F H L M C Mltcl Mtg 2.525% 5/25/26 \$0.00210/Pv On 120,000.00 Pv Due 10/25/23	252.50	
10/25/23	Asset Income	Interest Earned On F H L M C Mltcl Mt 2.653% 8/25/26 \$0.00221/Pv On 125,000.00 Pv Due 10/25/23	276.35	
10/25/23	Asset Income	Interest Earned On F H L M C Mltcl Mtg 3.413% 12/25/26 \$0.00284/Pv On 70,000.00 Pv Due 10/25/23	199.09	
10/25/23	Asset Income	Interest Earned On F H L M C Mltcl Mt 3.430% 1/25/27 \$0.00286/Pv On 70,000.00 Pv Due 10/25/23	200.08	
10/25/23	Asset Income	Interest Earned On F H L M C Mltcl Mt 3.064% 8/25/24 \$0.00255/Pv On 19,236.73 Pv Due 10/25/23	49.12	
10/25/23	Sale	Paid Down 2,211.49 Par Value Of F H L M C Mltcl Mt 3.064% 8/25/24 Trade Date 10/25/23	2,211.49	-2,250.19
10/25/23	Asset Income	Interest Earned On F H L M C Mltcl Mt 2.525% 10/25/26 \$0.00210/Pv On 125,000.00 Pv Due 10/25/23	263.02	
10/25/23	Asset Income	Interest Earned On F F C B Deb 3.875% 4/25/28 0.019375 USD/\$1 Pv On 150,000 Par Value Due 10/25/23	2,906.25	



CITY OF MENIFEE

ACCOUNT NUMBER: [REDACTED]

Page 30 of 39

October 1, 2023 to October 31, 2023

TRANSACTION DETAIL (continued)

Date Posted	Activity	Description	Cash	Tax Cost
10/30/23	Sale	Sold 75,000 Par Value Of U S Treasury Nt 2.750% 2/15/24 Trade Date 10/27/23 Sold Through BofA Securities, Inc. Sold On The Off-Exchange Transactions - Li Swift External Ref#: 8330003133139984 75,000 Par Value At 99.20702667 %	74,405.27	-76,482.42
10/30/23	Sell Accrued Interest	Received Accrued Interest On Sale Of U S Treasury Nt 2.750% 2/15/24 Income Credit 425.95 USD	425.95	
10/30/23	Asset Income	Interest Earned On Intl Bk M T N 0.500% 10/28/25 0.0025 USD/\$1 Pv On 75,000 Par Value Due 10/28/23	187.50	
10/30/23	Asset Income	Interest Earned On Morgan Stanley Mtn 2.188% 4/28/26 0.01094 USD/\$1 Pv On 35,000 Par Value Due 10/28/23	382.90	
10/30/23	Asset Income	Interest Earned On Pepsico Inc 2.750% 4/30/25 0.01375 USD/\$1 Pv On 130,000 Par Value Due 10/30/23	1,787.50	
10/31/23	Purchase	Purchased 135,000 Par Value Of F H L M C Mltcl Mtg 2.031% 9/25/28 Trade Date 10/26/23 Purchased Through Td Securities (USA) Purchased On The Off-Exchange Transactions - Li Swift External Ref#: 8329903133138381 135,000 Par Value At 86.1210963 %	-116,263.48	116,263.48
10/31/23	Purchase Accrued Interest	Paid Accrued Interest On Purchase Of F H L M C Mltcl Mtg 2.031% 9/25/28 Income Debit 228.49- USD	-228.49	
10/31/23	Asset Income	Interest Earned On U S Treasury Nt 0.250% 10/31/25 0.00125 USD/\$1 Pv On 75,000 Par Value Due 10/31/23	93.75	
10/31/23	Asset Income	Interest Earned On U S Treasury Nt 1.625% 10/31/26 0.008125 USD/\$1 Pv On 200,000 Par Value Due 10/31/23	1,625.00	



CITY OF MENIFEE

ACCOUNT NUMBER: [REDACTED]

Page 31 of 39

October 1, 2023 to October 31, 2023

TRANSACTION DETAIL (continued)

Date Posted	Activity	Description	Cash	Tax Cost
10/31/23	Asset Income	Interest Earned On U S Treasury Nt 2.250% 10/31/24 0.01125 USD/\$1 Pv On 65,000 Par Value Due 10/31/23	731.25	
10/31/23	Asset Income	Interest Earned On U S Treasury Nt 3.500% 4/30/28 0.0175 USD/\$1 Pv On 215,000 Par Value Due 10/31/23	3,762.50	
10/31/23	Asset Income	Interest Earned On U S Treasury Nt 4.125% 10/31/27 0.020625 USD/\$1 Pv On 200,000 Par Value Due 10/31/23	4,125.00	
	Purchase	Combined Purchases For The Period 10/ 1/23 - 10/31/23 Of Federated Hermes Govt Obligs Is	-114,628.56	114,628.56
	Sale	Combined Sales For The Period 10/ 1/23 - 10/31/23 Of Federated Hermes Govt Obligs Is	106,154.47	-106,154.47
Ending Balance 10/31/2023			\$0.00	\$11,000,532.46



CITY OF MENIFEE

ACCOUNT NUMBER: [REDACTED]

Page 32 of 39

October 1, 2023 to October 31, 2023

SALE/MATURITY SUMMARY

	Settlement Date	Description	Tax Cost	Proceeds	Estimated Gain/Loss
Taxable Bonds					
Bmw Vehicle Lease Trust					
0.330 12/26/2024					
09690AAC7					
	10/25/23	Paid Down 814.99 Par Value Trade Date 10/25/23	-814.91	814.99	0.08
Bmw Vehicle Lease Trust 2022 1					
A B S Ser 2022 1 CI A3					
03/25/2025 Var					
BVL1325					
	10/25/23	Paid Down 881.8 Par Value Trade Date 10/25/23	-881.67	881.80	0.13
F H L B Gtd R E M I C Pass Thru					
C M O Ser K041 CI A2					
3.171 10/25/2024					
3137BFE98					
	10/25/23	Paid Down 80.13 Par Value Trade Date 10/25/23	-86.20	80.13	-6.07
F H L M C Multiclass Mtg Partn					
C M O Ser K728 CI A2					
08/25/2024 Var					
FHL3024					
	10/25/23	Paid Down 2,211.49 Par Value Trade Date 10/25/23	-2,250.19	2,211.49	-38.70



CITY OF MENIFEE

ACCOUNT NUMBER: [REDACTED]

Page 33 of 39

October 1, 2023 to October 31, 2023

SALE/MATURITY SUMMARY (continued)

	Settlement Date	Description	Tax Cost	Proceeds	Estimated Gain/Loss
Gm Fin Auto Lsng Tr A B S Ser 2021 3 CI A 3 10/21/2024 Var GFA0324A					
	10/20/23	Paid Down 2,591.02 Par Value Trade Date 10/20/23	-2,590.98	2,591.02	0.04
Gm Fin Auto Lsng Tr A B S Ser 2022 1 CI A 3 1.900 03/20/2025 GFA1925					
	10/20/23	Paid Down 2,441.18 Par Value Trade Date 10/20/23	-2,441.16	2,441.18	0.02
Gm Fin Cons Auto Rec A B S Ser 2022 1 CI A3 1.260 11/16/2026 GFC1226					
	10/16/23	Paid Down 542.33 Par Value Trade Date 10/16/23	-542.28	542.33	0.05
Gm Fin Cons Auto Rec Tr A B S Ser 2021 4 CI A 3 0.680 09/16/2026 GFC0626					
	10/16/23	Paid Down 494.6 Par Value Trade Date 10/16/23	-494.59	494.60	0.01



CITY OF MENIFEE

ACCOUNT NUMBER: [REDACTED]

Page 34 of 39

October 1, 2023 to October 31, 2023

SALE/MATURITY SUMMARY (continued)

	Settlement Date	Description	Tax Cost	Proceeds	Estimated Gain/Loss
Honda Auto Rec Ownr Tr 2021 4 A B S Ser 2021 4 CI A3 01/21/2026 Var HAR0826					
	10/23/23	Paid Down 548.92 Par Value Trade Date 10/21/23	-548.80	548.92	0.12
Honda Auto Receivables A B S Ser 2021 1 CI A3 0.270 04/21/2025 43813GAC5					
	10/23/23	Paid Down 775.97 Par Value Trade Date 10/21/23	-775.96	775.97	0.01
Honda Auto Receivables Owner A B S Ser 2020 3 CI A3 0.370 10/18/2024 HA00324					
	10/18/23	Paid Down 683.94 Par Value Trade Date 10/18/23	-683.84	683.94	0.10
Hyundai Auto Rec Tr A B S Ser 2021 C CI A3 0.740 05/15/2026 HAR0726					
	10/16/23	Paid Down 1,156.68 Par Value Trade Date 10/15/23	-1,140.10	1,156.68	16.58



CITY OF MENIFEE
ACCOUNT NUMBER: [REDACTED]

Page 35 of 39
October 1, 2023 to October 31, 2023

SALE/MATURITY SUMMARY (continued)

	Settlement Date	Description	Tax Cost	Proceeds	Estimated Gain/Loss
John Deere Own					
A B S Ser 2021 B CI A 3					
03/16/2026 Var					
JDO0926					
	10/16/23	Paid Down 584.51 Par Value Trade Date 10/15/23	-584.46	584.51	0.05
John Deere Owner Tr					
A B S Ser 2020 B CI A3					
11/15/2024 Var					
JDO0524					
	10/16/23	Paid Down 177.73 Par Value Trade Date 10/15/23	-177.70	177.73	0.03
John Deere Owner Tr					
A B S Ser 2022 CI A 3					
09/15/2026 Var					
JDO2326					
	10/16/23	Paid Down 161.9 Par Value Trade Date 10/15/23	-161.86	161.90	0.04
Toyota Auto Rec Own Tr					
A B S Ser 2021 D CI A 3					
04/15/2026 Var					
TAR0726					
	10/16/23	Paid Down 4,016.87 Par Value Trade Date 10/15/23	-3,782.92	4,016.87	233.95



CITY OF MENIFEE

ACCOUNT NUMBER: [REDACTED]

Page 36 of 39

October 1, 2023 to October 31, 2023

SALE/MATURITY SUMMARY (continued)

	Settlement Date	Description	Tax Cost	Proceeds	Estimated Gain/Loss
Toyota Auto Receivables					
A B S Ser 2020 D CI A3					
0.350 01/15/2025					
TA00325					
	10/16/23	Paid Down 504.64 Par Value Trade Date 10/15/23	-504.55	504.64	0.09
Toyota Auto Recv Tr					
A B S Ser 2021 A CI A3					
05/15/2025 Var					
TAR0325A					
	10/16/23	Paid Down 1,305.39 Par Value Trade Date 10/15/23	-1,305.15	1,305.39	0.24
U S Treasury Note					
2.750 02/15/2024					
912828B66					
	10/30/23	Sold 75,000 Par Value Trade Date 10/27/23 Sold Through BofA Securities, Inc. Sold On The Off-Exchange Transactions - Li Swift External Ref#: 8330003133139984 75,000 Par Value At 99.20702667 %	-76,482.42	74,405.27	-2,077.15



CITY OF MENIFEE

ACCOUNT NUMBER: [REDACTED]

Page 37 of 39

October 1, 2023 to October 31, 2023

SALE/MATURITY SUMMARY (continued)

	Settlement Date	Description	Tax Cost	Proceeds	Estimated Gain/Loss
Verizon Owner Trust A B S Ser 2020 B CI A1a 02/20/2025 Var VO00425					
	10/20/23	Paid Down 169.16 Par Value Trade Date 10/20/23	-169.12	169.16	0.04
Total Taxable Bonds			-\$96,418.86	\$94,548.52	-\$1,870.34
Total Sales & Maturities			-\$96,418.86	\$94,548.52	-\$1,870.34

SALE/MATURITY SUMMARY MESSAGES

Estimated Year-To-Date Short-Term Gain (Loss): \$1,516.06

Estimated Year-To-Date Long-Term Gain (Loss): (\$11,020.12)

Estimates should not be used for tax purposes

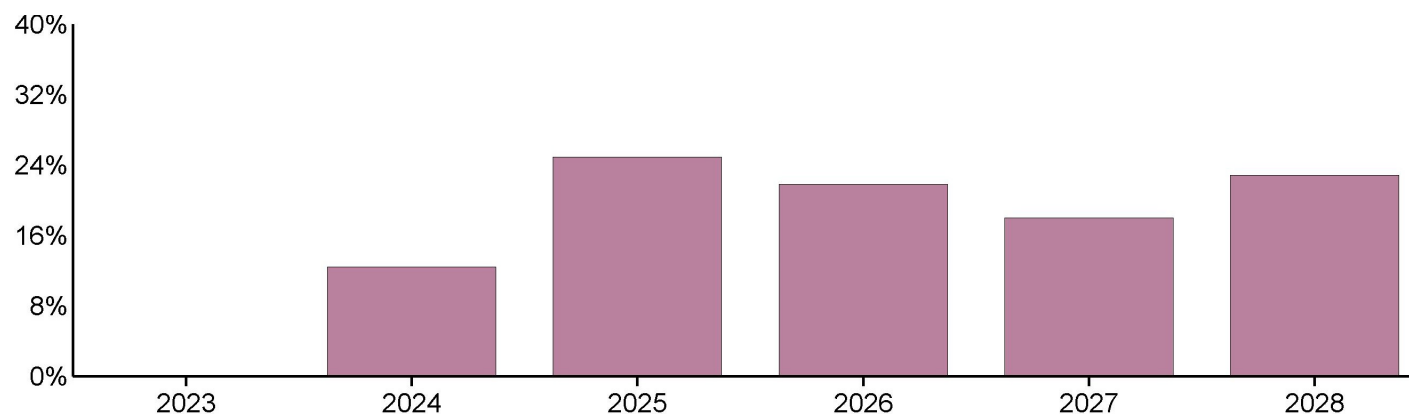


CITY OF MENIFEE

ACCOUNT NUMBER: [REDACTED]

Page 38 of 39

October 1, 2023 to October 31, 2023

BOND SUMMARY

	Par Value	Market Value	Percentage of Category
MATURITY			
2023	0.00	0.00	0.00
2024	1,340,248.05	1,315,787.54	12.41
2025	2,776,728.46	2,643,443.08	24.92
2026	2,474,681.31	2,316,278.37	21.83
2027	2,000,000.00	1,907,595.40	17.98
2028	2,540,000.00	2,425,751.75	22.86
Total of Category	\$11,131,657.82	\$10,608,856.14	100.00

MOODY'S RATING

Aaa	6,959,063.82	6,656,966.91	62.75
Aa2	55,000.00	49,947.80	0.47
Aa3	90,000.00	84,536.15	0.80
A1	1,312,000.00	1,249,651.71	11.78
A2	825,000.00	778,479.25	7.34
A3	465,000.00	442,767.10	4.17



CITY OF MENIFEE

ACCOUNT NUMBER: [REDACTED]

Page 39 of 39

October 1, 2023 to October 31, 2023

BOND SUMMARY (continued)

	Par Value	Market Value	Percentage of Category
N/A	1,425,594.00	1,346,507.22	12.69
Total of Category	\$11,131,657.82	\$10,608,856.14	100.00

S&P RATING

AAA	901,913.69	867,601.20	8.18
AA+	3,015,000.00	2,912,537.65	27.45
AA	115,000.00	103,913.60	0.98
A+	695,000.00	661,803.65	6.24
A	750,000.00	719,913.60	6.79
A-	1,187,000.00	1,119,751.16	10.55
N/A	4,467,744.13	4,223,335.28	39.81
Total of Category	\$11,131,657.82	\$10,608,856.14	100.00

BOND SUMMARY MESSAGES

Data contained within this section excluded Mutual Funds, Exchange Traded Funds, and Closed-Ended Funds.



THIS PAGE WAS INTENTIONALLY LEFT BLANK

Glossary

Accretion - The accumulation of the value of a discounted bond until maturity.

Adjusted Prior Market Realized Gain/Loss - The difference between the proceeds and the Prior Market Value of the transaction.

Adjusted Prior Market Unrealized Gain/Loss - The difference between the Market Value and the Adjusted Prior Market Value.

Adjusted Prior Market Value - A figure calculated using the beginning Market Value for the fiscal year, adjusted for all asset related transactions during the period, employing an average cost methodology.

Amortization - The decrease in value of a premium bond until maturity.

Asset - Anything owned that has commercial exchange value. Assets may consist of specific property or of claims against others, in contrast to obligations due to others (liabilities).

Bond Rating - A measurement of a bond's quality based upon the issuer's financial condition. Ratings are assigned by independent rating services, such as Moody's, or S&P, and reflect their opinion of the issuer's ability to meet the scheduled interest and principal repayments for the bond.

Cash - Cash activity that includes both income and principal cash categories.

Change in Unrealized Gain/Loss - Also reported as Gain/Loss in Period in the Asset Detail section. This figure shows the market appreciation (depreciation) for the current period.

Cost Basis (Book Value) - The original price of an asset, normally the purchase price or appraised value at the time of acquisition. Book Value method maintains an average cost for each asset.

Cost Basis (Tax Basis) - The original price of an asset, normally the purchase price or appraised value at the time of acquisition. Tax Basis uses client determined methods such as Last-In-First-Out (LIFO), First-In-First-Out (FIFO), Average, Minimum Gain, and Maximum Gain.

Ending Accrual - (Also reported as Accrued Income) Income earned but not yet received, or expenses incurred but not yet paid, as of the end of the reporting period.

Estimated Annual Income - The amount of income a particular asset is anticipated to earn over the next year. The shares multiplied by annual income rate.

Estimated Current Yield - The annual rate of return on an investment expressed as a percentage. For stocks, yield is calculated by taking the annual dividend payments divided by the stock's current share price. For bonds, yield is calculated by the coupon rate divided by the bond's market price.

Ex-Dividend Date - (Also reported as Ex-Date) For stock trades, the person who owns the security on the ex-dividend date will earn the dividend, regardless of who currently owns the stock.

Income Cash - A category of cash comprised of ordinary earnings derived from investments, usually dividends and interest.

Market Value - The price per unit multiplied by the number of units.

Maturity Date - The date on which an obligation or note matures.

Payable Date - The date on which a dividend, mutual fund distribution, or interest on a bond will be made.

Principal Cash - A category of cash comprised of cash, deposits, cash withdrawals and the cash flows generated from purchases or sales of investments.

Realized Gain/Loss Calculation - The Proceeds less the Cost Basis of a transaction.

Settlement Date - The date on which a trade settles and cash or securities are credited or debited to the account.

Trade Date - The date a trade is legally entered into.

Unrealized Gain/Loss - The difference between the Market Value and Cost Basis at the end of the current period.

Yield on/at Market - The annual rate of return on an investment expressed as a percentage. For stocks, yield is calculated by the annual dividend payments divided by the stock's current share price. For bonds, yield is calculated by the coupon rate divided by the bond's market price.

The terms defined in this glossary are only for use when reviewing your account statement. Please contact your Relationship Manager with any questions.



019381
-UC-305

U.S. Bank
1555 N. Rivercenter Dr.
Suite 300
Milwaukee, WI 53212

000015731 05 SP 000638586834300 S

CITY OF MENIFEE
FINANCE DEPARTMENT
29844 HAUN ROAD
MENIFEE, CA 92586



**QUESTIONS?**

If you have any questions regarding your account or this statement, please contact your Administrator.

KATHERINE ARTISHON
EP-MN-WS4E
60 LIVINGSTON AVE.
ST PAUL MN 55107
E-mail katherine.artishon@usbank.com

Portfolio Manager:
TS PRT RC #1 - AUTO
CN-OH-W6TC

ACCOUNT NUMBER: [REDACTED]**CITY OF MENIFEE**

This statement is for the period from November 1, 2023 to November 30, 2023



000015627 05 SP 000638605963406 S
CITY OF MENIFEE
FINANCE DEPARTMENT
29844 HAUN ROAD
MENIFEE, CA 92586



THIS PAGE WAS INTENTIONALLY LEFT BLANK



TABLE OF CONTENTS

Schedule	Page
Market Value Summary	1
Asset Summary	2
Income Summary	3
Cash Summary	4
Asset Detail	5
Transaction Detail	23
Sale/Maturity Summary	31
Bond Summary	37



THIS PAGE WAS INTENTIONALLY LEFT BLANK



CITY OF MENIFEE

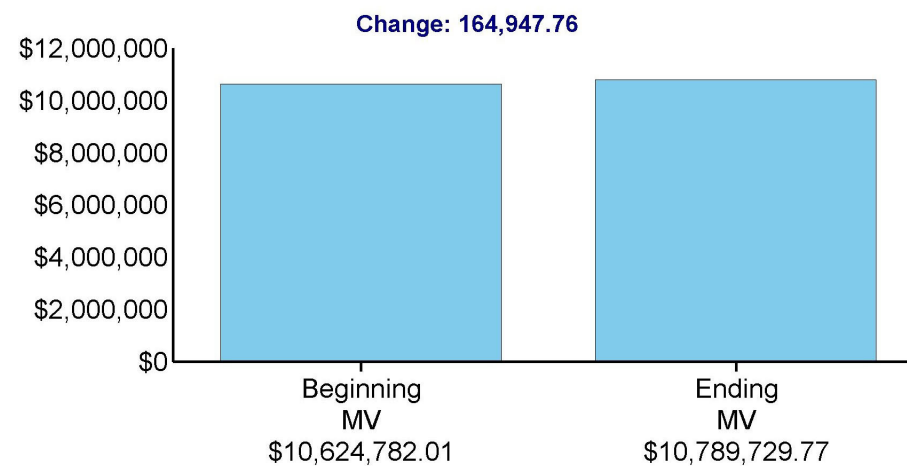
ACCOUNT NUMBER: [REDACTED]

Page 1 of 38

November 1, 2023 to November 30, 2023

MARKET VALUE SUMMARY

	Current Period 11/01/23 to 11/30/23
Beginning Market Value	\$10,624,782.01
Taxable Interest	19,142.31
Long Term Gains/Losses	-4,870.00
Short Term Gains/Losses	232.86
Change in Investment Value	150,442.59
Ending Market Value	\$10,789,729.77





CITY OF MENIFEE

ACCOUNT NUMBER: [REDACTED]

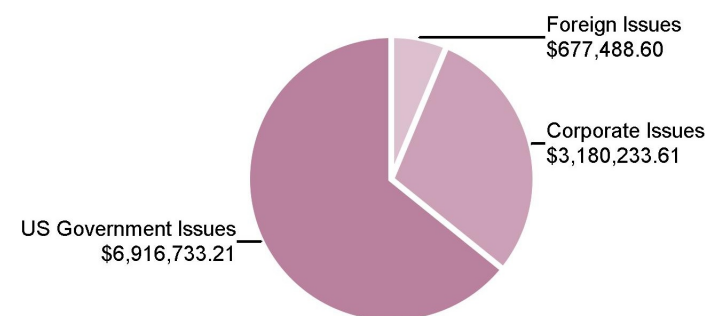
Page 2 of 38

November 1, 2023 to November 30, 2023

ASSET SUMMARY

Assets	Current Period Market Value	% of Total	Estimated Annual Income
Cash & Equivalents	15,274.35	0.10	800.03
Taxable Bonds	10,774,455.42	99.90	341,338.50
Total Market Value	\$10,789,729.77	100.00	\$342,138.53

Fixed Income Summary





CITY OF MENIFEE

ACCOUNT NUMBER: [REDACTED]

Page 3 of 38

November 1, 2023 to November 30, 2023

INCOME SUMMARY

	Income Received Current Period
Taxable Interest	19,142.31
Total Current Period Income	\$19,142.31



CITY OF MENIFEE

ACCOUNT NUMBER: [REDACTED]

Page 4 of 38

November 1, 2023 to November 30, 2023

CASH SUMMARY

	Cash
Beginning Cash 11/01/2023	\$0.00
Taxable Interest	19,142.31
Purchases	-112,706.40
Sales	92,912.57
Net Money Market Activity	651.52
Ending Cash 11/30/2023	\$0.00



CITY OF MENIFEE

ACCOUNT NUMBER: [REDACTED]

Page 5 of 38

November 1, 2023 to November 30, 2023

ASSET DETAIL

Security Description

Shares/Face Amt	Price	Market Value	Tax Cost	Unrealized Gain/Loss	Percent of Total Portfolio	Estimated Annual Income	Estimated Current Yield
Cash & Equivalents							
Cash/Money Market							
Federated Hermes Govt Obligs Is - 60934N104 #5							
15,274.350	1.0000	15,274.35	15,274.35	0.00	0.1	800.03	5.24
Total Cash/Money Market		\$15,274.35	\$15,274.35	\$0.00	0.1	\$800.03	
Total Cash & Equivalents		\$15,274.35	\$15,274.35	\$0.00	0.1	\$800.03	

Taxable Bonds

US Government Issues

F H L B Gtd R E M I C Pass Thru - 3137BFE98
C M O Ser K041 Cl A2
3.171 10/25/2024

34,706.820	97.9700	34,002.27	37,334.23	-3,331.96	0.3	1,100.55	3.24
------------	---------	-----------	-----------	-----------	-----	----------	------

F H L M C - 3137EAEP0
1.500 02/12/2025

80,000.000	95.9940	76,795.20	79,938.40	-3,143.20	0.7	1,200.00	1.56
------------	---------	-----------	-----------	-----------	-----	----------	------

F H L M C M T N - 3137EAEU9
0.375 07/21/2025

80,000.000	93.1120	74,489.60	79,736.00	-5,246.40	0.7	300.00	0.40
------------	---------	-----------	-----------	-----------	-----	--------	------

F H L M C M T N - 3137EAEX3
0.375 09/23/2025

75,000.000	92.3600	69,270.00	74,777.85	-5,507.85	0.6	281.25	0.41
------------	---------	-----------	-----------	-----------	-----	--------	------

F H L M C Multiclass Mtg Partn - 3137H4BY5
C M O Ser K 746 Cl A 2
1.985 09/25/2028

135,000.000	87.9530	118,736.55	116,263.48	2,473.07	1.1	2,741.85	2.31
-------------	---------	------------	------------	----------	-----	----------	------



CITY OF MENIFEE

ACCOUNT NUMBER: [REDACTED]

Page 6 of 38

November 1, 2023 to November 30, 2023

ASSET DETAIL (continued)**Security Description**

	Shares/Face Amt	Price	Market Value	Tax Cost	Unrealized Gain/Loss	Percent of Total Portfolio	Estimated Annual Income	Estimated Current Yield
F H L M C Multiclass Mtg Partn - 3137BEVH4 C M O Ser K040 CI A2 3.241 09/25/2024	15,000.000	98.2280	14,734.20	15,792.19	-1,057.99	0.1	486.15	3.30
F H L M C Multiclass Mtg Partn - 3137BFXT3 C M O Ser K042 CI A2 2.670 12/25/2024	15,000.000	97.2930	14,593.95	15,140.63	-546.68	0.1	400.50	2.74
F H L M C Multiclass Mtg Partn - 3137BKRJ1 C M O Ser K047 CI A2 3.329 05/25/2025	35,000.000	97.2280	34,029.80	35,973.44	-1,943.64	0.3	1,165.15	3.42
F H L M C Multiclass Mtg Partn - 3137BLAC2 C M O Ser K048 CI A2 06/25/2025 Var	60,000.000	97.1060	58,263.60	63,807.81	-5,544.21	0.5	1,970.40	3.38
F H L M C Multiclass Mtg Partn - 3137BLW95 C M O Ser K050 CI A2 08/25/2025 Var	25,000.000	96.9330	24,233.25	26,792.97	-2,559.72	0.2	833.50	3.44
F H L M C Multiclass Mtg Partn - 3137BN6G4 C M O Ser K053 CI A2 2.995 12/25/2025	125,000.000	96.0220	120,027.50	121,166.99	-1,139.49	1.1	3,743.75	3.12
F H L M C Multiclass Mtg Partn - 3137BNGT5 C M O Ser K054 CI A2 2.745 01/25/2026	70,000.000	95.3710	66,759.70	67,000.39	-240.69	0.6	1,921.50	2.88
F H L M C Multiclass Mtg Partn - 3137BQYS0 C M O Ser K056 CI A2 2.525 05/25/2026	120,000.000	94.3980	113,277.60	116,042.97	-2,765.37	1.0	3,030.00	2.67



CITY OF MENIFEE

ACCOUNT NUMBER: [REDACTED]

Page 7 of 38

November 1, 2023 to November 30, 2023

ASSET DETAIL (continued)**Security Description**

	Shares/Face Amt	Price	Market Value	Tax Cost	Unrealized Gain/Loss	Percent of Total Portfolio	Estimated Annual Income	Estimated Current Yield
F H L M C Multiclass Mtg Partn - 3137BSP72 C M O Ser K058 CI A2 2.653 08/25/2026	125,000.000	94.1590	117,698.75	118,955.08	-1,256.33	1.1	3,316.25	2.82
F H L M C Multiclass Mtg Partn - 3137BUX60 C M O Ser K062 CI A2 3.413 12/25/2026	70,000.000	95.7890	67,052.30	67,716.80	-664.50	0.6	2,389.10	3.56
F H L M C Multiclass Mtg Partn - 3137BVZ82 C M O Ser K063 CI A2 01/25/2027 Var	70,000.000	95.8110	67,067.70	67,711.33	-643.63	0.6	2,401.00	3.58
F H L M C Multiclass Mtg Partn - 3137FCJK1 C M O Ser K070 CI A2 11/25/2027 Var	30,000.000	94.4990	28,349.70	28,566.80	-217.10	0.3	990.90	3.49
F H L M C Multiclass Mtg Partn - 3137FBTA4 C M O Ser K728 CI A2 08/25/2024 Var	16,997.320	98.1810	16,688.14	17,294.79	-606.65	0.2	520.80	3.12
F H L M C Multiclass Mtg Partn - 3137FQXJ7 C M O Ser K737 CI A2 2.525 10/25/2026	125,000.000	93.7150	117,143.75	117,695.31	-551.56	1.1	3,156.25	2.69
F N M A - 3135G05X7 0.375 08/25/2025	75,000.000	92.6620	69,496.50	74,807.25	-5,310.75	0.6	281.25	0.40
F N M A - 3135G04Z3 0.500 06/17/2025	70,000.000	93.5070	65,454.90	69,954.40	-4,499.50	0.6	350.00	0.53
F N M A - 3135G06G3 0.500 11/07/2025	65,000.000	92.1580	59,902.70	64,767.30	-4,864.60	0.6	325.00	0.54



CITY OF MENIFEE

ACCOUNT NUMBER: [REDACTED]

Page 8 of 38

November 1, 2023 to November 30, 2023

ASSET DETAIL (continued)**Security Description**

	Shares/Face Amt	Price	Market Value	Tax Cost	Unrealized Gain/Loss	Percent of Total Portfolio	Estimated Annual Income	Estimated Current Yield
F N M A - 3135G0X24 1.625 01/07/2025	65,000.000	96.2980	62,593.70	66,319.45	-3,725.75	0.6	1,056.25	1.69
F N M A - 3135G0W66 1.625 10/15/2024	70,000.000	96.9590	67,871.30	69,880.30	-2,009.00	0.6	1,137.50	1.68
F N M A Deb - 3135G03U5 0.625 04/22/2025	65,000.000	94.2360	61,253.40	64,866.10	-3,612.70	0.6	406.25	0.66
Federal Farm Credit Bks - 3133ENPG9 1.750 02/14/2025	220,000.000	96.1880	211,613.60	209,231.00	2,382.60	2.0	3,850.00	1.82
Federal Farm Credit Bks - 3133EN7J3 3.875 02/02/2026	210,000.000	98.3250	206,482.50	209,202.00	-2,719.50	1.9	8,137.50	3.94
Federal Farm Credit Bks - 3133EPGW9 3.875 04/25/2028	150,000.000	97.5380	146,307.00	150,753.00	-4,446.00	1.4	5,812.50	3.97
Federal Farm Credit Bks - 3133EPSK2 4.250 08/07/2028	75,000.000	98.9250	74,193.75	74,100.00	93.75	0.7	3,187.50	4.30
Federal Farm Credit Bks - 3133ENS43 4.375 10/17/2024	135,000.000	99.2770	134,023.95	134,434.35	-410.40	1.2	5,906.25	4.41
Federal Farm Credit Bks - 3133EPWK7 4.500 09/22/2028	95,000.000	100.5530	95,525.35	93,915.10	1,610.25	0.9	4,275.00	4.47
Federal Farm Credit Bks - 3133EN3M0 4.625 12/05/2024	210,000.000	99.2550	208,435.50	210,676.20	-2,240.70	1.9	9,712.50	4.66



CITY OF MENIFEE

ACCOUNT NUMBER: [REDACTED]

Page 9 of 38

November 1, 2023 to November 30, 2023

ASSET DETAIL (continued)**Security Description**

	Shares/Face Amt	Price	Market Value	Tax Cost	Unrealized Gain/Loss	Percent of Total Portfolio	Estimated Annual Income	Estimated Current Yield
Federal Home Loan Bks - 3130A4CH3 2.375 03/14/2025	35,000.000	96.5410	33,789.35	37,003.05	-3,213.70	0.3	831.25	2.46
Federal Home Loan Bks - 3130A1XJ2 2.875 06/14/2024	80,000.000	98.6760	78,940.80	83,460.80	-4,520.00	0.7	2,300.00	2.91
Federal Home Loan Bks - 3130A2UW4 2.875 09/13/2024	210,000.000	98.1360	206,085.60	209,960.10	-3,874.50	1.9	6,037.50	2.93
Federal Home Loan Bks - 3130ATUS4 4.250 12/10/2027	200,000.000	99.3700	198,740.00	204,274.00	-5,534.00	1.8	8,500.00	4.28
Federal Home Loan Bks - 3130AWTR1 4.375 09/08/2028	225,000.000	99.7330	224,399.25	223,860.00	539.25	2.1	9,843.75	4.39
Federal Home Loan Bks - 3130ATS57 4.500 03/10/2028	190,000.000	100.5830	191,107.70	196,165.50	-5,057.80	1.8	8,550.00	4.47
Federal Home Loan Bks - 3130ATUR6 4.625 12/13/2024	210,000.000	99.3930	208,725.30	210,808.50	-2,083.20	1.9	9,712.50	4.65
U S Treasury Note - 91282CFH9 08/31/2027	80,000.000	95.6250	76,500.00	79,083.21	-2,583.21	0.7	2,500.00	3.27
U S Treasury Note - 91282CAM3 0.250 09/30/2025	70,000.000	92.1680	64,517.60	68,476.95	-3,959.35	0.6	175.00	0.27
U S Treasury Note - 91282CAT8 0.250 10/31/2025	75,000.000	91.8710	68,903.25	73,986.33	-5,083.08	0.6	187.50	0.27



CITY OF MENIFEE

ACCOUNT NUMBER: [REDACTED]

Page 10 of 38

November 1, 2023 to November 30, 2023

ASSET DETAIL (continued)**Security Description**

	Shares/Face Amt	Price	Market Value	Tax Cost	Unrealized Gain/Loss	Percent of Total Portfolio	Estimated Annual Income	Estimated Current Yield
U S Treasury Note - 91282CAZ4 0.375 11/30/2025	70,000.000	91.8320	64,282.40	68,744.92	-4,462.52	0.6	262.50	0.41
U S Treasury Note - 91282CCZ2 0.875 09/30/2026	120,000.000	90.6060	108,727.20	118,806.25	-10,079.05	1.0	1,050.00	0.97
U S Treasury Note - 912828YQ7 1.625 10/31/2026	200,000.000	92.2810	184,562.00	184,765.63	-203.63	1.7	3,250.00	1.76
U S Treasury Note - 91282CED9 1.750 03/15/2025	60,000.000	95.9490	57,569.40	58,392.18	-822.78	0.5	1,050.00	1.82
U S Treasury Note - 912828U24 2.000 11/15/2026	220,000.000	93.2460	205,141.20	206,860.16	-1,718.96	1.9	4,400.00	2.14
U S Treasury Note - 912828V98 2.250 02/15/2027	200,000.000	93.5390	187,078.00	188,710.94	-1,632.94	1.7	4,500.00	2.40
U S Treasury Note - 9128283D0 2.250 10/31/2024	65,000.000	97.3520	63,278.80	66,470.12	-3,191.32	0.6	1,462.50	2.31
U S Treasury Note - 9128286F2 2.500 02/28/2026	75,000.000	95.5200	71,640.00	72,123.05	-483.05	0.7	1,875.00	2.62
U S Treasury Note - 91282CEQ0 2.750 05/15/2025	75,000.000	96.9220	72,691.50	72,902.34	-210.84	0.7	2,062.50	2.84
U S Treasury Note - 91282CFB2 2.750 07/31/2027	15,000.000	94.4490	14,167.35	14,745.70	-578.35	0.1	412.50	2.91



CITY OF MENIFEE

ACCOUNT NUMBER: [REDACTED]

Page 11 of 38

November 1, 2023 to November 30, 2023

ASSET DETAIL (continued)**Security Description**

	Shares/Face Amt	Price	Market Value	Tax Cost	Unrealized Gain/Loss	Percent of Total Portfolio	Estimated Annual Income	Estimated Current Yield
U S Treasury Note - 91282CEY3 3.000 07/15/2025	220,000.000	97.1250	213,675.00	214,345.31	-670.31	2.0	6,600.00	3.09
U S Treasury Note - 91282CEW7 3.250 06/30/2027	215,000.000	96.2150	206,862.25	213,216.60	-6,354.35	1.9	6,987.50	3.38
U S Treasury Note - 91282CHA2 3.500 04/30/2028	215,000.000	96.6450	207,786.75	210,498.44	-2,711.69	1.9	7,525.00	3.62
U S Treasury Note - 91282CHE4 3.625 05/31/2028	215,000.000	97.1600	208,894.00	211,951.37	-3,057.37	1.9	7,793.75	3.73
U S Treasury Note - 91282CGA3 4.000 12/15/2025	220,000.000	98.6680	217,069.60	220,042.97	-2,973.37	2.0	8,800.00	4.05
U S Treasury Note - 91282CHQ7 4.125 07/31/2028	190,000.000	99.1680	188,419.20	187,209.38	1,209.82	1.7	7,837.50	4.16
U S Treasury Note - 91282CFM8 4.125 09/30/2027	200,000.000	99.0740	198,148.00	202,359.38	-4,211.38	1.8	8,250.00	4.16
U S Treasury Note - 91282CFU0 4.125 10/31/2027	200,000.000	99.0740	198,148.00	202,382.81	-4,234.81	1.8	8,250.00	4.16
U S Treasury Note - 91282CHX2 4.375 08/31/2028	200,000.000	100.2580	200,516.00	199,304.69	1,211.31	1.9	8,750.00	4.36
Total US Government Issues			\$6,916,733.21	\$7,061,524.59	-\$144,791.38	64.1	\$216,142.65	



CITY OF MENIFEE

ACCOUNT NUMBER: [REDACTED]

Page 12 of 38

November 1, 2023 to November 30, 2023

ASSET DETAIL (continued)

Security Description	Shares/Face Amt	Price	Market Value	Tax Cost	Unrealized Gain/Loss	Percent of Total Portfolio	Estimated Annual Income	Estimated Current Yield
Corporate Issues								
Ace Ina Holding - 00440EAS6 3.150 03/15/2025	50,000.000	97.2080	48,604.00	51,448.00	-2,844.00	0.5	1,575.00	3.24
Amazon Com Inc - 023135BX3 1.000 05/12/2026	60,000.000	91.2490	54,749.40	59,740.80	-4,991.40	0.5	600.00	1.10
American Honda Fin Corp - 02665WED9 Medium Term Note 4.700 01/12/2028	130,000.000	98.5310	128,090.30	131,033.50	-2,943.20	1.2	6,110.00	4.77
Apple Inc - 037833DN7 2.050 09/11/2026	25,000.000	93.1750	23,293.75	25,621.00	-2,327.25	0.2	512.50	2.20
Apple Inc - 037833BY5 3.250 02/23/2026	100,000.000	96.7560	96,756.00	96,949.00	-193.00	0.9	3,250.00	3.36
Bank Amer Corp Sr - 06051GJD2 Medium Term Note 1.319 06/19/2026	40,000.000	93.1040	37,241.60	40,105.60	-2,864.00	0.3	527.60	1.42
Bank America Corp - 06051GLE7 Medium Term Note 5.080 01/20/2027	30,000.000	98.8950	29,668.50	30,000.00	-331.50	0.3	1,524.00	5.14
Bank Of America Corp - 06051GHT9 Medium Term Note 3.559 04/23/2027	25,000.000	95.1390	23,784.75	24,223.45	-438.70	0.2	889.75	3.74
Bank Of America Corp - 06051GGF0 Medium Term Note 3.824 01/20/2028	75,000.000	94.6370	70,977.75	71,563.50	-585.75	0.7	2,868.00	4.04



CITY OF MENIFEE

ACCOUNT NUMBER: [REDACTED]

Page 13 of 38

November 1, 2023 to November 30, 2023

ASSET DETAIL (continued)**Security Description**

	Shares/Face Amt	Price	Market Value	Tax Cost	Unrealized Gain/Loss	Percent of Total Portfolio	Estimated Annual Income	Estimated Current Yield
Berkshire Hathaway Fin - 084664CZ2 2.300 03/15/2027	45,000.000	93.0940	41,892.30	44,991.45	-3,099.15	0.4	1,035.00	2.47
Bmw Veh Owner Tr - 05602RAD3 A B S Ser 2022 A CI A 3 08/25/2026 Var	15,000.000	98.0030	14,700.45	14,999.22	-298.77	0.1	481.50	3.27
Bmw Vehicle Lease - 05593AAC3 A B S Ser 2023 1 CI A 3 5.160 11/25/2025	110,000.000	99.5890	109,547.90	110,198.98	-651.08	1.0	5,676.00	5.18
Bmw Vehicle Lease Trust - 09690AAC7 0.330 12/26/2024	194.900	99.9600	194.82	194.88	-0.06	0.0	0.64	0.33
Bmw Vehicle Lease Trust 2022 1 - 05601XAC3 A B S Ser 2022 1 CI A3 03/25/2025 Var	3,546.100	99.2390	3,519.11	3,545.57	-26.46	0.0	39.01	1.11
Caterpillar Finl Service - 14913Q3B3 Medium Term Note 2.150 11/08/2024	45,000.000	97.1110	43,699.95	45,481.50	-1,781.55	0.4	967.50	2.21
Caterpillar Finl Svcs - 14913R3B1 Medium Term Note 4.800 01/06/2026	80,000.000	99.8160	79,852.80	79,988.80	-136.00	0.7	3,840.00	4.81
Charles Schwab Corp - 808513BY0 2.450 03/03/2027	25,000.000	90.9230	22,730.75	24,991.70	-2,260.95	0.2	612.50	2.69
Charles Schwab Corp - 808513AU9 3.200 01/25/2028	85,000.000	91.5370	77,806.45	80,783.15	-2,976.70	0.7	2,720.00	3.50



CITY OF MENIFEE

ACCOUNT NUMBER: [REDACTED]

Page 14 of 38

November 1, 2023 to November 30, 2023

ASSET DETAIL (continued)**Security Description**

Shares/Face Amt	Price	Market Value	Tax Cost	Unrealized Gain/Loss	Percent of Total Portfolio	Estimated Annual Income	Estimated Current Yield
Costco Wholesale Corp - 22160KAM7 3.000 05/18/2027							
20,000.000	95.0260	19,005.20	19,535.80	-530.60	0.2	600.00	3.16
Deere John Capital Corp - 24422EWJ4 Medium Term Note 4.050 09/08/2025							
70,000.000	98.4290	68,900.30	69,267.10	-366.80	0.6	2,835.00	4.11
Duke Energy Carolinas - 26442CAS3 2.950 12/01/2026							
35,000.000	94.4740	33,065.90	36,755.95	-3,690.05	0.3	1,032.50	3.12
Gm Fin Auto Lsng Tr - 36262XAC8 A B S Ser 2021 3 CI A 3 10/21/2024 Var							
2,583.040	99.7090	2,575.52	2,583.00	-7.48	0.0	10.07	0.39
Gm Fin Auto Lsng Tr - 36265MAC9 A B S Ser 2022 1 CI A 3 1.900 03/20/2025							
15,296.370	99.1660	15,168.80	15,296.24	-127.44	0.1	290.63	1.92
Gm Fin Cons Auto Rec - 380146AC4 A B S Ser 2022 1 CI A3 1.260 11/16/2026							
8,850.160	96.7320	8,560.94	8,849.39	-288.45	0.1	111.51	1.30
Gm Fin Cons Auto Rec Tr - 362554AC1 A B S Ser 2021 4 CI A 3 0.680 09/16/2026							
7,656.850	96.2700	7,371.25	7,656.65	-285.40	0.1	52.07	0.71
Honda Auto Rec Ownr Tr - 43815BAC4 A B S Ser 2022 1 CI A 3 1.880 05/15/2026							
95,000.000	96.9730	92,124.35	91,381.76	742.59	0.9	1,786.00	1.94
Honda Auto Rec Ownr Tr 2021 4 - 43815GAC3 A B S Ser 2021 4 CI A3 01/21/2026 Var							
7,478.960	96.7870	7,238.66	7,477.38	-238.72	0.1	65.81	0.91



CITY OF MENIFEE

ACCOUNT NUMBER: [REDACTED]

Page 15 of 38

November 1, 2023 to November 30, 2023

ASSET DETAIL (continued)**Security Description**

	Shares/Face Amt	Price	Market Value	Tax Cost	Unrealized Gain/Loss	Percent of Total Portfolio	Estimated Annual Income	Estimated Current Yield
Honda Auto Receivables - 43813GAC5 A B S Ser 2021 1 CI A3 0.270 04/21/2025	4,035.420	98.6410	3,980.58	4,035.34	-54.76	0.0	10.90	0.27
Honda Auto Receivables Owner - 43813KAC6 A B S Ser 2020 3 CI A3 0.370 10/18/2024	1,034.460	99.5720	1,030.03	1,034.31	-4.28	0.0	3.83	0.37
Honeywell International - 438516BL9 2.500 11/01/2026	140,000.000	94.2460	131,944.40	131,150.60	793.80	1.2	3,500.00	2.65
Hyundai Auto Rec Tr - 44935FAD6 A B S Ser 2021 C CI A3 0.740 05/15/2026	14,867.940	96.9890	14,420.27	14,654.88	-234.61	0.1	110.02	0.76
Hyundai Auto Rec Tr - 448977AD0 A B S Ser 2022 A CI A3 10/15/2026 Var	25,000.000	97.3320	24,333.00	24,999.04	-666.04	0.2	555.00	2.28
John Deere Capital Corp - 24422EVN6 Medium Term Note 0.450 01/17/2024	50,000.000	99.3690	49,684.50	49,964.50	-280.00	0.5	225.00	0.45
John Deere Own - 47789QAC4 A B S Ser 2021 B CI A 3 03/16/2026 Var	9,674.580	96.6950	9,354.84	9,673.71	-318.87	0.1	50.31	0.54
John Deere Owner - 47800BAC2 A B S Ser 2022 C CI A 3 5.090 06/15/2027	25,000.000	99.2030	24,800.75	24,998.06	-197.31	0.2	1,272.50	5.13



CITY OF MENIFEE

ACCOUNT NUMBER: [REDACTED]

Page 16 of 38

November 1, 2023 to November 30, 2023

ASSET DETAIL (continued)

Security Description	Shares/Face Amt	Price	Market Value	Tax Cost	Unrealized Gain/Loss	Percent of Total Portfolio	Estimated Annual Income	Estimated Current Yield
John Deere Owner Tr - 47787JAC2 A B S Ser 2022 CI A 3 09/15/2026 Var	8,939.770	97.3750	8,705.10	8,937.80	-232.70	0.1	207.40	2.38
John Deere Owner Trust - 47800CAC0 A B S Ser 2023 A CI A3 5.010 11/15/2027	20,000.000	99.2890	19,857.80	19,996.36	-138.56	0.2	1,002.00	5.05
John Deere Ownr Tr - 47800AAC4 A B S Ser 2022 B CI A3 02/16/2027 Var	15,000.000	97.5890	14,638.35	14,998.57	-360.22	0.1	561.00	3.83
Jpmorgan Chase Co - 46625HRY8 02/01/2028 Var	70,000.000	95.2010	66,640.70	67,053.70	-413.00	0.6	2,647.40	3.97
Jpmorgan Chase Co - 46647PCH7 0.824 06/01/2025	40,000.000	97.2930	38,917.20	40,048.60	-1,131.40	0.4	329.60	0.85
Jpmorgan Chase Co - 46647PCK0 0.969 06/23/2025	20,000.000	97.0980	19,419.60	20,015.45	-595.85	0.2	193.80	1.00
Jpmorgan Chase Co - 46647PBK1 2.083 04/22/2026	12,000.000	94.9880	11,398.56	12,447.96	-1,049.40	0.1	249.96	2.19
Mastercard Inc - 57636QAN4 2.000 03/03/2025	35,000.000	96.2880	33,700.80	36,067.15	-2,366.35	0.3	700.00	2.08
Mercedes Benz Auto - 58770AAC7 A B S Ser 2023 1 CI A3 4.510 11/15/2027	35,000.000	98.5590	34,495.65	34,995.80	-500.15	0.3	1,578.50	4.58



CITY OF MENIFEE

ACCOUNT NUMBER: [REDACTED]

Page 17 of 38

November 1, 2023 to November 30, 2023

ASSET DETAIL (continued)**Security Description**

	Shares/Face Amt	Price	Market Value	Tax Cost	Unrealized Gain/Loss	Percent of Total Portfolio	Estimated Annual Income	Estimated Current Yield
Merck Co Inc - 58933YBH7 4.050 05/17/2028	130,000.000	97.6560	126,952.80	130,394.70	-3,441.90	1.2	5,265.00	4.15
Microsoft Corp - 594918BJ2 3.125 11/03/2025	125,000.000	96.9260	121,157.50	120,882.50	275.00	1.1	3,906.25	3.22
Morgan Stanley - 61747YEZ4 Medium Term Note 5.050 01/28/2027	100,000.000	99.0650	99,065.00	100,170.55	-1,105.55	0.9	5,050.00	5.10
Morgan Stanley Fr - 6174468Q5 Medium Term Note 2.188 04/28/2026	35,000.000	95.0800	33,278.00	33,013.20	264.80	0.3	765.80	2.30
National Rural Utils Coop Fin - 63743HFE7 Medium Term Note 3.450 06/15/2025	10,000.000	97.1550	9,715.50	9,997.30	-281.80	0.1	345.00	3.55
National Rural Utils Corp Fin - 63743HFH0 Medium Term Note 4.450 03/13/2026	70,000.000	98.4610	68,922.70	69,950.30	-1,027.60	0.6	3,115.00	4.52
Northern Tr Corp Sr Nt - 665859AW4 4.000 05/10/2027	15,000.000	97.1140	14,567.10	14,975.70	-408.60	0.1	600.00	4.12
Paccar Financial Corp - 69371RR73 Medium Term Note 2.850 04/07/2025	35,000.000	97.0060	33,952.10	34,990.90	-1,038.80	0.3	997.50	2.94
Paccar Financial Corp - 69371RS31 Medium Term Note 4.600 01/10/2028	100,000.000	98.8300	98,830.00	99,515.00	-685.00	0.9	4,600.00	4.65



CITY OF MENIFEE

ACCOUNT NUMBER: [REDACTED]

Page 18 of 38

November 1, 2023 to November 30, 2023

ASSET DETAIL (continued)

Security Description	Shares/Face Amt	Price	Market Value	Tax Cost	Unrealized Gain/Loss	Percent of Total Portfolio	Estimated Annual Income	Estimated Current Yield
Pepsico Inc - 713448CT3 2.750 04/30/2025	130,000.000	96.8710	125,932.30	124,989.80	942.50	1.2	3,575.00	2.84
Pnc Financial Services - 693475BL8 4.758 01/26/2027	135,000.000	97.8730	132,128.55	134,947.35	-2,818.80	1.2	6,423.30	4.86
Reality Income Corp - 756109AV6 3.875 04/15/2025	20,000.000	97.7680	19,553.60	19,714.00	-160.40	0.2	775.00	3.96
Realty Income Corp - 756109BG8 3.950 08/15/2027	100,000.000	95.2130	95,213.00	97,097.00	-1,884.00	0.9	3,950.00	4.15
Salesforce Com Inc - 79466LAG9 0.625 07/15/2024	40,000.000	97.0680	38,827.20	39,628.55	-801.35	0.4	250.00	0.64
Schwab Charles Corp - 808513BN4 0.750 03/18/2024	20,000.000	98.5130	19,702.60	19,990.00	-287.40	0.2	150.00	0.76
Target Corp - 87612EBM7 1.950 01/15/2027	20,000.000	91.9450	18,389.00	19,966.00	-1,577.00	0.2	390.00	2.12
Toronto Dominion Bank - 89115A2C5 Medium Term Note 4.108 06/08/2027	40,000.000	96.1750	38,470.00	39,866.00	-1,396.00	0.4	1,643.20	4.27
Toyota Auto Rec Own Tr - 89238JAC9 A B S Ser 2021 D CI A 3 04/15/2026 Var	56,857.570	96.7350	55,001.17	53,546.07	1,455.10	0.5	403.69	0.73
Toyota Auto Rec Own Tr - 89231CAD9 A B S Ser 2022 C CI A 3 3.760 04/15/2027	25,000.000	97.7080	24,427.00	24,583.98	-156.98	0.2	940.00	3.85



CITY OF MENIFEE

ACCOUNT NUMBER: [REDACTED]

Page 19 of 38

November 1, 2023 to November 30, 2023

ASSET DETAIL (continued)**Security Description**

	Shares/Face Amt	Price	Market Value	Tax Cost	Unrealized Gain/Loss	Percent of Total Portfolio	Estimated Annual Income	Estimated Current Yield
Toyota Auto Receivables - 89236XAC0 A B S Ser 2020 D CI A3 0.350 01/15/2025	254.400	99.7830	253.85	254.35	-0.50	0.0	0.89	0.35
Toyota Auto Recv Tr - 89240BAC2 A B S Ser 2021 A CI A3 05/15/2025 Var	7,214.930	98.7260	7,123.01	7,213.58	-90.57	0.1	18.76	0.26
Toyota Mtr Cr Corp - 89236TJK2 Medium Term Note 1.125 06/18/2026	40,000.000	90.8600	36,344.00	39,982.40	-3,638.40	0.3	450.00	1.24
Toyota Mtr Cr Corp - 89236TJT3 Medium Term Note 1.450 01/13/2025	30,000.000	95.9470	28,784.10	29,959.80	-1,175.70	0.3	435.00	1.51
Toyota Mtr Cr Corp - 89236TKQ7 Medium Term Note 4.625 01/12/2028	80,000.000	98.9110	79,128.80	79,947.20	-818.40	0.7	3,700.00	4.68
Truist Finl Corp - 89788MAA0 Medium Term Note 1.200 08/05/2025	30,000.000	92.7080	27,812.40	29,341.20	-1,528.80	0.3	360.00	1.29
Unitedhealth Group Inc - 91324PEC2 1.150 05/15/2026	40,000.000	91.6450	36,658.00	39,563.60	-2,905.60	0.3	460.00	1.25
Verizon Master Tr - 92348KAV5 A B S Ser 2022 5 CI A 1A 07/20/2027 Var	15,000.000	99.7120	14,956.80	14,999.34	-42.54	0.1	558.00	3.73



CITY OF MENIFEE

ACCOUNT NUMBER [REDACTED]

Page 20 of 38

November 1, 2023 to November 30, 2023

ASSET DETAIL (continued)**Security Description**

	Shares/Face Amt	Price	Market Value	Tax Cost	Unrealized Gain/Loss	Percent of Total Portfolio	Estimated Annual Income	Estimated Current Yield
Verizon Master Trust - 92348KAA1 A B S Ser 2021 1 Cl A 0.500 05/20/2027	100,000.000	97.5560	97,556.00	93,609.37	3,946.63	0.9	500.00	0.51
Walmart Inc - 931142ER0 1.050 09/17/2026	10,000.000	90.8790	9,087.90	9,981.10	-893.20	0.1	105.00	1.15
Total Corporate Issues			\$3,180,233.61	\$3,242,806.04	-\$62,572.43	29.5	\$102,942.20	

Foreign Issues

Bank Montreal Que - 06368D3S1 Medium Term Note 3.700 06/07/2025	75,000.000	97.2920	72,969.00	73,120.50	-151.50	0.7	2,775.00	3.80
Bank Of Montreal - 06368FAC3 Medium Term Note 1.250 09/15/2026	40,000.000	89.4080	35,763.20	39,951.60	-4,188.40	0.3	500.00	1.40
Inter American Devel Bk - 4581X0DC9 3.125 09/18/2028	120,000.000	94.2090	113,050.80	112,706.40	344.40	1.0	3,750.00	3.32
Inter American Devel Bk - 4581X0DV7 Medium Term Note 0.875 04/20/2026	75,000.000	91.5550	68,666.25	74,656.50	-5,990.25	0.6	656.25	0.96
International Bank M T N - 459058JL8 0.500 10/28/2025	75,000.000	92.2090	69,156.75	74,670.05	-5,513.30	0.6	375.00	0.54
International Finance Corp - 45950KDD9 Medium Term Note 4.500 07/13/2028	100,000.000	100.2060	100,206.00	99,889.00	317.00	0.9	4,500.00	4.49



CITY OF MENIFEE

ACCOUNT NUMBER: [REDACTED]

Page 21 of 38

November 1, 2023 to November 30, 2023

ASSET DETAIL (continued)**Security Description**

	Shares/Face Amt	Price	Market Value	Tax Cost	Unrealized Gain/Loss	Percent of Total Portfolio	Estimated Annual Income	Estimated Current Yield
Royal Bank Of Canada - 78013XZU5 Medium Term Note 2.550 7/16/2024	40,000.000	98.0780	39,231.20	40,598.00	-1,366.80	0.4	1,020.00	2.60
Royal Bk Cda - 78016EZ59 Medium Term Note 3.375 04/14/2025	20,000.000	97.2310	19,446.20	19,992.60	-546.40	0.2	675.00	3.47
Royal Bk Cda - 78016FZW7 Medium Term Note 4.900 01/12/2028	80,000.000	98.9470	79,157.60	79,957.60	-800.00	0.7	3,920.00	4.95
Toronto Dominion Bank - 89115A2K7 Medium Term Note 5.103 01/09/2026	80,000.000	99.8020	79,841.60	79,890.40	-48.80	0.7	4,082.40	5.11
Total Foreign Issues			\$677,488.60	\$695,432.65	-\$17,944.05	6.3	\$22,253.65	
Total Taxable Bonds			\$10,774,455.42	\$10,999,763.28	-\$225,307.86	99.9	\$341,338.50	
Total Assets			\$10,789,729.77	\$11,015,037.63	-\$225,307.86	100.0	\$342,138.53	
Estimated Current Yield								3.17

ASSET DETAIL MESSAGES

Time of trade execution and trading party (if not disclosed) will be provided upon request.



CITY OF MENIFEE

ACCOUNT NUMBER: [REDACTED]

Page 22 of 38

November 1, 2023 to November 30, 2023

ASSET DETAIL MESSAGES (continued)

Publicly traded assets are valued in accordance with market quotations or valuation methodologies from financial industry services believed by us to be reliable. Assets that are not publicly traded may be reflected at values from other external sources. Assets for which a current value is not available may be reflected at a previous value or as not valued, at par value, or at a nominal value. Values shown do not necessarily reflect prices at which assets could be bought or sold. Values are updated based on internal policy and may be updated less frequently than statement generation.

Estimated Current Yield and Estimated Annual Income are estimates provided for informational purposes only and should not be relied on for making investment, trading, or tax decisions. The estimates may not represent the actual value earned by your investments and they provide no guarantee of what your investments may earn in the future.



CITY OF MENIFEE

ACCOUNT NUMBER: [REDACTED]

Page 23 of 38

November 1, 2023 to November 30, 2023

TRANSACTION DETAIL

Date Posted	Activity	Description	Cash	Tax Cost
Beginning Balance 11/01/2023			\$0.00	\$11,000,532.46
11/01/23	Asset Income	Interest Earned On Honeywell 2.500% 11/01/26 0.0125 USD/\$1 Pv On 140,000 Par Value Due 11/1/23	1,750.00	
11/01/23	Asset Income	Interest Earned On Federated Hermes Govt Obligs Is Interest From 10/1/23 To 10/31/23	117.13	
11/03/23	Asset Income	Interest Earned On Microsoft Corp 3.125% 11/03/25 0.015625 USD/\$1 Pv On 125,000 Par Value Due 11/3/23	1,953.13	
11/07/23	Asset Income	Interest Earned On F N M A 0.500% 11/07/25 0.0025 USD/\$1 Pv On 65,000 Par Value Due 11/7/23	162.50	
11/08/23	Asset Income	Interest Earned On Caterpillar Finl Mtn 2.150% 11/08/24 0.01075 USD/\$1 Pv On 45,000 Par Value Due 11/8/23	483.75	
11/10/23	Asset Income	Interest Earned On Northern Tr Corp Sr 4.000% 5/10/27 0.02 USD/\$1 Pv On 15,000 Par Value Due 11/10/23	300.00	
11/13/23	Asset Income	Interest Earned On Amazon Com Inc 1.000% 5/12/26 0.005 USD/\$1 Pv On 60,000 Par Value Due 11/12/23	300.00	
11/15/23	Sale	Paid Down 57 Par Value Of John Deere Owner 0.510% 11/15/24 Cmo Final Paydown	57.00	-56.99
11/15/23	Asset Income	Interest Earned On Honda Auto Rec Own 1.880% 5/15/26 \$0.00157/Pv On 95,000.00 Pv Due 11/15/23	148.83	
11/15/23	Asset Income	Interest Earned On Hyundai Auto Rec 2.220% 10/15/26 \$0.00185/Pv On 25,000.00 Pv Due 11/15/23	46.25	
11/15/23	Asset Income	Interest Earned On Hyundai Auto Rec Tr 0.740% 5/15/26 \$0.00062/Pv On 15,980.68 Pv Due 11/15/23	9.86	



CITY OF MENIFEE

ACCOUNT NUMBER: [REDACTED]

Page 24 of 38

November 1, 2023 to November 30, 2023

TRANSACTION DETAIL (continued)

Date Posted	Activity	Description	Cash	Tax Cost
11/15/23	Sale	Paid Down 1,112.74 Par Value Of Hyundai Auto Rec Tr 0.740% 5/15/26 Trade Date 11/15/23	1,112.74	-1,096.80
11/15/23	Asset Income	Interest Earned On John Deere Owner 2.320% 9/15/26 \$0.00193/Pv On 9,838.10 Pv Due 11/15/23	19.02	
11/15/23	Sale	Paid Down 898.33 Par Value Of John Deere Owner 2.320% 9/15/26 Trade Date 11/15/23	898.33	-898.13
11/15/23	Asset Income	Interest Earned On John Deere Owner 0.510% 11/15/24 \$0.00043/Pv On 57.00 Pv Due 11/15/23	0.02	
11/15/23	Asset Income	Interest Earned On John Deere Own 0.520% 3/16/26 \$0.00043/Pv On 10,490.19 Pv Due 11/15/23	4.55	
11/15/23	Sale	Paid Down 815.61 Par Value Of John Deere Own 0.520% 3/16/26 Trade Date 11/15/23	815.61	-815.54
11/15/23	Asset Income	Interest Earned On John Deere Ownr Tr 3.740% 2/16/27 \$0.00312/Pv On 15,000.00 Pv Due 11/15/23	46.75	
11/15/23	Asset Income	Interest Earned On John Deere Owner 5.090% 6/15/27 \$0.00424/Pv On 25,000.00 Pv Due 11/15/23	106.04	
11/15/23	Asset Income	Interest Earned On John Deere Owner 5.010% 11/15/27 \$0.00418/Pv On 20,000.00 Pv Due 11/15/23	83.50	
11/15/23	Asset Income	Interest Earned On Mercedes Benz Auto 4.510% 11/15/27 \$0.00376/Pv On 35,000.00 Pv Due 11/15/23	131.54	
11/15/23	Asset Income	Interest Earned On Toyota Auto Rec 3.760% 4/15/27 \$0.00313/Pv On 25,000.00 Pv Due 11/15/23	78.33	



CITY OF MENIFEE

ACCOUNT NUMBER: [REDACTED]

Page 25 of 38

November 1, 2023 to November 30, 2023

TRANSACTION DETAIL (continued)

Date Posted	Activity	Description	Cash	Tax Cost
11/15/23	Asset Income	Interest Earned On Toyota Auto 0.350% 1/15/25 \$0.00029/Pv On 772.75 Pv Due 11/15/23	0.23	
11/15/23	Sale	Paid Down 518.35 Par Value Of Toyota Auto 0.350% 1/15/25 Trade Date 11/15/23	518.35	-518.25
11/15/23	Asset Income	Interest Earned On Toyota Auto Rec 0.710% 4/15/26 \$0.00059/Pv On 60,855.63 Pv Due 11/15/23	36.01	
11/15/23	Sale	Paid Down 3,998.06 Par Value Of Toyota Auto Rec 0.710% 4/15/26 Trade Date 11/15/23	3,998.06	-3,765.20
11/15/23	Asset Income	Interest Earned On Toyota Auto Recv 0.260% 5/15/25 \$0.00022/Pv On 8,486.76 Pv Due 11/15/23	1.84	
11/15/23	Sale	Paid Down 1,271.83 Par Value Of Toyota Auto Recv 0.260% 5/15/25 Trade Date 11/15/23	1,271.83	-1,271.59
11/15/23	Asset Income	Interest Earned On U S Treasury Nt 2.000% 11/15/26 0.01 USD/\$1 Pv On 220,000 Par Value Due 11/15/23	2,200.00	
11/15/23	Asset Income	Interest Earned On U S Treasury Nt 2.750% 5/15/25 0.01375 USD/\$1 Pv On 75,000 Par Value Due 11/15/23	1,031.25	
11/15/23	Asset Income	Interest Earned On Unitedhealth 1.150% 5/15/26 0.00575 USD/\$1 Pv On 40,000 Par Value Due 11/15/23	230.00	
11/16/23	Asset Income	Interest Earned On Gm Fin Cons Auto 0.680% 9/16/26 \$0.00057/Pv On 8,127.95 Pv Due 11/16/23	4.61	
11/16/23	Sale	Paid Down 471.1 Par Value Of Gm Fin Cons Auto 0.680% 9/16/26 Trade Date 11/16/23	471.10	-471.09



CITY OF MENIFEE

ACCOUNT NUMBER: [REDACTED]

Page 26 of 38

November 1, 2023 to November 30, 2023

TRANSACTION DETAIL (continued)

Date Posted	Activity	Description	Cash	Tax Cost
11/16/23	Asset Income	Interest Earned On Gm Fin Cons Auto 1.260% 11/16/26 \$0.00105/Pv On 9,366.29 Pv Due 11/16/23	9.83	
11/16/23	Sale	Paid Down 516.13 Par Value Of Gm Fin Cons Auto 1.260% 11/16/26 Trade Date 11/16/23	516.13	-516.09
11/17/23	Asset Income	Interest Earned On Merck Co Inc 4.050% 5/17/28 0.02025 USD/\$1 Pv On 130,000 Par Value Due 11/17/23	2,632.50	
11/20/23	Asset Income	Interest Earned On Gm Fin Auto Lsng 0.390% 10/21/24 \$0.00033/Pv On 5,607.40 Pv Due 11/20/23	1.82	
11/20/23	Sale	Paid Down 3,024.36 Par Value Of Gm Fin Auto Lsng 0.390% 10/21/24 Trade Date 11/20/23	3,024.36	-3,024.32
11/20/23	Asset Income	Interest Earned On Gm Fin Auto Lsng Tr 1.900% 3/20/25 \$0.00158/Pv On 18,168.23 Pv Due 11/20/23	28.77	
11/20/23	Sale	Paid Down 2,871.86 Par Value Of Gm Fin Auto Lsng Tr 1.900% 3/20/25 Trade Date 11/20/23	2,871.86	-2,871.84
11/20/23	Asset Income	Interest Earned On Honda Auto 0.370% 10/18/24 \$0.00031/Pv On 1,692.71 Pv Due 11/18/23	0.52	
11/20/23	Sale	Paid Down 658.25 Par Value Of Honda Auto 0.370% 10/18/24 Trade Date 11/18/23	658.25	-658.16
11/20/23	Asset Income	Interest Earned On Verizon Master 0.500% 5/20/27 \$0.00042/Pv On 100,000.00 Pv Due 11/20/23	41.67	
11/20/23	Asset Income	Interest Earned On Verizon Master Tr 3.720% 7/20/27 \$0.00310/Pv On 15,000.00 Pv Due 11/20/23	46.50	



CITY OF MENIFEE

ACCOUNT NUMBER: [REDACTED]

Page 27 of 38

November 1, 2023 to November 30, 2023

TRANSACTION DETAIL (continued)

Date Posted	Activity	Description	Cash	Tax Cost
11/20/23	Asset Income	Interest Earned On Costco Wholesale 3.000% 5/18/27 0.015 USD/\$1 Pv On 20,000 Par Value Due 11/18/23	300.00	
11/21/23	Asset Income	Interest Earned On Honda Auto 0.270% 4/21/25 \$0.00022/Pv On 4,790.44 Pv Due 11/21/23	1.08	
11/21/23	Sale	Paid Down 755.02 Par Value Of Honda Auto 0.270% 4/21/25 Trade Date 11/21/23	755.02	-755.01
11/21/23	Asset Income	Interest Earned On Honda Auto Rec 0.880% 1/21/26 \$0.00073/Pv On 8,022.47 Pv Due 11/21/23	5.88	
11/21/23	Sale	Paid Down 543.51 Par Value Of Honda Auto Rec 0.880% 1/21/26 Trade Date 11/21/23	543.51	-543.39
11/27/23	Asset Income	Interest Earned On F H L M C Mltcl Mtg 3.241% 9/25/24 \$0.00270/Pv On 15,000.00 Pv Due 11/25/23	40.51	
11/27/23	Asset Income	Interest Earned On F H L M C Mltcl Mtg 2.995% 12/25/25 0.002496 USD/\$1 Pv On 125,000 Par Value Due 11/25/23	311.98	
11/27/23	Asset Income	Interest Earned On F H L B Gtd Remic 3.171% 10/25/24 \$0.00264/Pv On 34,783.02 Pv Due 11/25/23	91.91	
11/27/23	Sale	Paid Down 76.2 Par Value Of F H L B Gtd Remic 3.171% 10/25/24 Trade Date 11/25/23	76.20	-81.97
11/27/23	Asset Income	Interest Earned On F H L M C Mltcl Mtg 2.670% 12/25/24 \$0.00223/Pv On 15,000.00 Pv Due 11/25/23	33.38	
11/27/23	Asset Income	Interest Earned On F H L M C Mltcl Mtg 3.329% 5/25/25 \$0.00277/Pv On 35,000.00 Pv Due 11/25/23	97.10	



CITY OF MENIFEE

ACCOUNT NUMBER: [REDACTED]

Page 28 of 38

November 1, 2023 to November 30, 2023

TRANSACTION DETAIL (continued)

Date Posted	Activity	Description	Cash	Tax Cost
11/27/23	Asset Income	Interest Earned On F H L M C Mltcl Mt 3.284% 6/25/25 \$0.00274/Pv On 60,000.00 Pv Due 11/25/23	164.20	
11/27/23	Asset Income	Interest Earned On F H L M C Mltcl Mt 3.334% 8/25/25 \$0.00278/Pv On 25,000.00 Pv Due 11/25/23	69.46	
11/27/23	Asset Income	Interest Earned On F H L M C Mltcl Mtg 2.745% 1/25/26 \$0.00229/Pv On 70,000.00 Pv Due 11/25/23	160.13	
11/27/23	Asset Income	Interest Earned On F H L M C Mltcl Mtg 2.525% 5/25/26 \$0.00210/Pv On 120,000.00 Pv Due 11/25/23	252.50	
11/27/23	Asset Income	Interest Earned On F H L M C Mltcl Mt 2.653% 8/25/26 \$0.00221/Pv On 125,000.00 Pv Due 11/25/23	276.35	
11/27/23	Asset Income	Interest Earned On F H L M C Mltcl Mtg 3.413% 12/25/26 \$0.00284/Pv On 70,000.00 Pv Due 11/25/23	199.09	
11/27/23	Asset Income	Interest Earned On F H L M C Mltcl Mt 3.430% 1/25/27 \$0.00286/Pv On 70,000.00 Pv Due 11/25/23	200.08	
11/27/23	Asset Income	Interest Earned On F H L M C Mltcl Mt 3.064% 8/25/24 \$0.00255/Pv On 17,025.24 Pv Due 11/25/23	43.47	
11/27/23	Sale	Paid Down 27.92 Par Value Of F H L M C Mltcl Mt 3.064% 8/25/24 Trade Date 11/25/23	27.92	-28.41
11/27/23	Asset Income	Interest Earned On F H L M C Mltcl Mt 2.525% 10/25/26 \$0.00210/Pv On 125,000.00 Pv Due 11/25/23	263.02	
11/27/23	Asset Income	Interest Earned On F H L M C Mltcl Mtg 2.031% 9/25/28 \$0.00169/Pv On 135,000.00 Pv Due 11/25/23	228.49	



CITY OF MENIFEE

ACCOUNT NUMBER: [REDACTED]

Page 29 of 38

November 1, 2023 to November 30, 2023

TRANSACTION DETAIL (continued)

Date Posted	Activity	Description	Cash	Tax Cost
11/27/23	Asset Income	Interest Earned On F H L M C Mtcl Mt 3.303% 11/25/27 0.002752 USD/\$1 Pv On 30,000 Par Value Due 11/25/23	82.58	
11/27/23	Asset Income	Interest Earned On Bmw Vehicle Lease 5.160% 11/25/25 \$0.00430/Pv On 110,000.00 Pv Due 11/25/23	473.00	
11/27/23	Asset Income	Interest Earned On Bmw Vehicle Lease 1.100% 3/25/25 \$0.00092/Pv On 4,510.28 Pv Due 11/25/23	4.13	
11/27/23	Sale	Paid Down 964.18 Par Value Of Bmw Vehicle Lease 1.100% 3/25/25 Trade Date 11/25/23	964.18	-964.04
11/27/23	Asset Income	Interest Earned On Bmw Veh Owner Tr 3.210% 8/25/26 \$0.00268/Pv On 15,000.00 Pv Due 11/25/23	40.13	
11/27/23	Asset Income	Interest Earned On Bmw Vehicle Lease 0.330% 12/26/24 \$0.00028/Pv On 1,082.68 Pv Due 11/25/23	0.30	
11/27/23	Sale	Paid Down 887.78 Par Value Of Bmw Vehicle Lease 0.330% 12/26/24 Trade Date 11/25/23	887.78	-887.69
11/28/23	Sale	Sold 75,000 Par Value Of U S Treasury Nt 2.375% 8/15/24 Trade Date 11/27/23 Sold Through Wells Fargo Securities, LLC Sold On The Off-Exchange Transactions - Li Swift External Ref#: 8333103133199632 75,000 Par Value At 97.92578667 %	73,444.34	-78,325.20
11/28/23	Sell Accrued Interest	Received Accrued Interest On Sale Of U S Treasury Nt 2.375% 8/15/24 Income Credit 508.24 USD	508.24	



CITY OF MENIFEE

ACCOUNT [REDACTED]

Page 30 of 38

November 1, 2023 to November 30, 2023

TRANSACTION DETAIL (continued)

Date Posted	Activity	Description	Cash	Tax Cost
11/29/23	Purchase	Purchased 120,000 Par Value Of Inter Amer Dev Bk 3.125% 9/18/28 Trade Date 11/27/23 Purchased Through Td Securities (USA) Purchased On The Off-Exchange Transactions - Li Swift External Ref#: 8333103133199611 120,000 Par Value At 93.922 %	-112,706.40	112,706.40
11/29/23	Purchase Accrued Interest	Paid Accrued Interest On Purchase Of Inter Amer Dev Bk 3.125% 9/18/28 Income Debit 739.58- USD	-739.58	
11/30/23	Asset Income	Interest Earned On U S Treasury Nt 0.375% 11/30/25 0.001875 USD/\$1 Pv On 70,000 Par Value Due 11/30/23	131.25	
11/30/23	Asset Income	Interest Earned On U S Treasury Nt 3.625% 5/31/28 0.018125 USD/\$1 Pv On 215,000 Par Value Due 11/30/23	3,896.88	
	Purchase	Combined Purchases For The Period 11/ 1/23 - 11/30/23 Of Federated Hermes Govt Obligs Is	-112,794.46	112,794.46
	Sale	Combined Sales For The Period 11/ 1/23 - 11/30/23 Of Federated Hermes Govt Obligs Is	113,445.98	-113,445.98
Ending Balance 11/30/2023			\$0.00	\$11,015,037.63



CITY OF MENIFEE

ACCOUNT NUMBER: [REDACTED]

Page 31 of 38

November 1, 2023 to November 30, 2023

SALE/MATURITY SUMMARY

	Settlement Date	Description	Tax Cost	Proceeds	Estimated Gain/Loss
Taxable Bonds					
Bmw Vehicle Lease Trust					
0.330 12/26/2024					
09690AAC7					
	11/27/23	Paid Down 887.78 Par Value Trade Date 11/25/23	-887.69	887.78	0.09
Bmw Vehicle Lease Trust 2022 1					
A B S Ser 2022 1 CI A3					
03/25/2025 Var					
BVL1325					
	11/27/23	Paid Down 964.18 Par Value Trade Date 11/25/23	-964.04	964.18	0.14
F H L B Gtd R E M I C Pass Thru					
C M O Ser K041 CI A2					
3.171 10/25/2024					
3137BFE98					
	11/27/23	Paid Down 76.2 Par Value Trade Date 11/25/23	-81.97	76.20	-5.77
F H L M C Multiclass Mtg Partn					
C M O Ser K728 CI A2					
08/25/2024 Var					
FHL3024					
	11/27/23	Paid Down 27.92 Par Value Trade Date 11/25/23	-28.41	27.92	-0.49



CITY OF MENIFEE

ACCOUNT NUMBER: [REDACTED]

Page 32 of 38

November 1, 2023 to November 30, 2023

SALE/MATURITY SUMMARY (continued)

	Settlement Date	Description	Tax Cost	Proceeds	Estimated Gain/Loss
Gm Fin Auto Lsng Tr A B S Ser 2021 3 CI A 3 10/21/2024 Var GFA0324A					
	11/20/23	Paid Down 3,024.36 Par Value Trade Date 11/20/23	-3,024.32	3,024.36	0.04
Gm Fin Auto Lsng Tr A B S Ser 2022 1 CI A 3 1.900 03/20/2025 GFA1925					
	11/20/23	Paid Down 2,871.86 Par Value Trade Date 11/20/23	-2,871.84	2,871.86	0.02
Gm Fin Cons Auto Rec A B S Ser 2022 1 CI A3 1.260 11/16/2026 GFC1226					
	11/16/23	Paid Down 516.13 Par Value Trade Date 11/16/23	-516.09	516.13	0.04
Gm Fin Cons Auto Rec Tr A B S Ser 2021 4 CI A 3 0.680 09/16/2026 GFC0626					
	11/16/23	Paid Down 471.1 Par Value Trade Date 11/16/23	-471.09	471.10	0.01



CITY OF MENIFEE
ACCOUNT NUMBER: [REDACTED]

Page 33 of 38
November 1, 2023 to November 30, 2023

SALE/MATURITY SUMMARY (continued)

	Settlement Date	Description	Tax Cost	Proceeds	Estimated Gain/Loss
Honda Auto Rec Ownr Tr 2021 4 A B S Ser 2021 4 CI A3 01/21/2026 Var HAR0826					
	11/21/23	Paid Down 543.51 Par Value Trade Date 11/21/23	-543.39	543.51	0.12
Honda Auto Receivables A B S Ser 2021 1 CI A3 0.270 04/21/2025 43813GAC5					
	11/21/23	Paid Down 755.02 Par Value Trade Date 11/21/23	-755.01	755.02	0.01
Honda Auto Receivables Owner A B S Ser 2020 3 CI A3 0.370 10/18/2024 HA00324					
	11/20/23	Paid Down 658.25 Par Value Trade Date 11/18/23	-658.16	658.25	0.09
Hyundai Auto Rec Tr A B S Ser 2021 C CI A3 0.740 05/15/2026 HAR0726					
	11/15/23	Paid Down 1,112.74 Par Value Trade Date 11/15/23	-1,096.80	1,112.74	15.94



CITY OF MENIFEE

ACCOUNT NUMBER: [REDACTED]

Page 34 of 38

November 1, 2023 to November 30, 2023

SALE/MATURITY SUMMARY (continued)

	Settlement Date	Description	Tax Cost	Proceeds	Estimated Gain/Loss
John Deere Own					
A B S Ser 2021 B CI A 3					
03/16/2026 Var					
JDO0926					
	11/15/23	Paid Down 815.61 Par Value Trade Date 11/15/23	-815.54	815.61	0.07
John Deere Owner Tr					
A B S Ser 2020 B CI A3					
11/15/2024 Var					
JDO0524					
	11/15/23	Paid Down 57 Par Value Cmo Final Paydown	-56.99	57.00	0.01
John Deere Owner Tr					
A B S Ser 2022 CI A 3					
09/15/2026 Var					
JDO2326					
	11/15/23	Paid Down 898.33 Par Value Trade Date 11/15/23	-898.13	898.33	0.20
Toyota Auto Rec Own Tr					
A B S Ser 2021 D CI A 3					
04/15/2026 Var					
TAR0726					
	11/15/23	Paid Down 3,998.06 Par Value Trade Date 11/15/23	-3,765.20	3,998.06	232.86



CITY OF MENIFEE

ACCOUNT NUMBER: [REDACTED]

Page 35 of 38

November 1, 2023 to November 30, 2023

SALE/MATURITY SUMMARY (continued)

	Settlement Date	Description	Tax Cost	Proceeds	Estimated Gain/Loss
Toyota Auto Receivables					
A B S Ser 2020 D CI A3					
0.350 01/15/2025					
TA00325					
	11/15/23	Paid Down 518.35 Par Value Trade Date 11/15/23	-518.25	518.35	0.10
Toyota Auto Recv Tr					
A B S Ser 2021 A CI A3					
05/15/2025 Var					
TAR0325A					
	11/15/23	Paid Down 1,271.83 Par Value Trade Date 11/15/23	-1,271.59	1,271.83	0.24
U S Treasury Note					
2.375 08/15/2024					
912828D56					
	11/28/23	Sold 75,000 Par Value Trade Date 11/27/23 Sold Through Wells Fargo Securities, LLC Sold On The Off-Exchange Transactions - Li Swift External Ref#: 8333103133199632 75,000 Par Value At 97.92578667 %	-78,325.20	73,444.34	-4,880.86
Total Taxable Bonds			-\$97,549.71	\$92,912.57	-\$4,637.14
Total Sales & Maturities			-\$97,549.71	\$92,912.57	-\$4,637.14



CITY OF MENIFEE

ACCOUNT NUMBER: [REDACTED]

Page 36 of 38

November 1, 2023 to November 30, 2023

SALE/MATURITY SUMMARY MESSAGES

Estimated Year-To-Date Short-Term Gain (Loss): \$1,748.92

Estimated Year-To-Date Long-Term Gain (Loss): (\$15,890.12)

Estimates should not be used for tax purposes

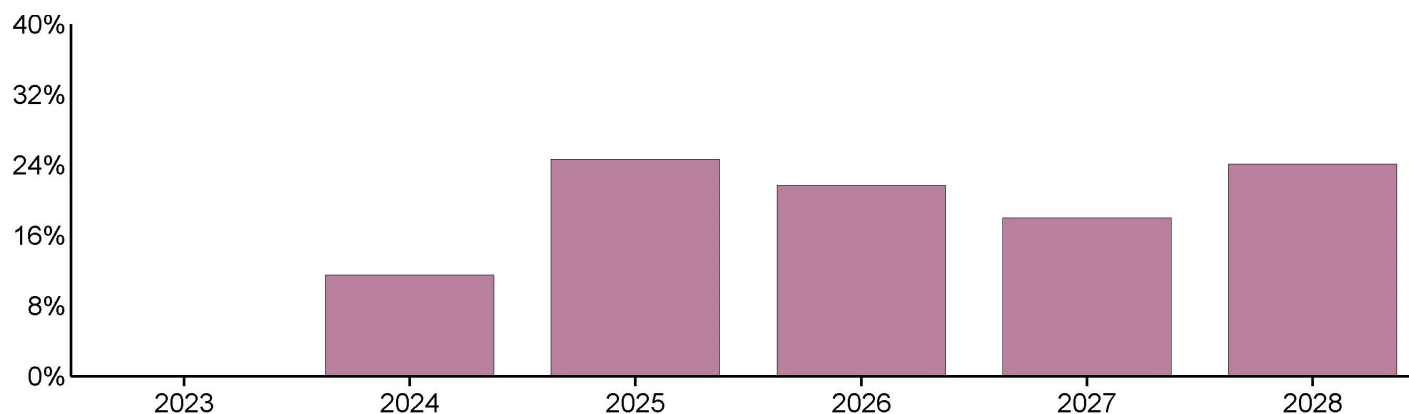


CITY OF MENIFEE

ACCOUNT NUMBER: [REDACTED]

Page 37 of 38

November 1, 2023 to November 30, 2023

BOND SUMMARY

	Par Value	Market Value	Percentage of Category
MATURITY			
2023	0.00	0.00	0.00
2024	1,260,516.54	1,242,325.63	11.54
2025	2,770,347.22	2,657,536.45	24.66
2026	2,466,325.83	2,337,159.09	21.69
2027	2,000,000.00	1,940,707.50	18.01
2028	2,660,000.00	2,596,726.75	24.10
Total of Category	\$11,157,189.59	\$10,774,455.42	100.00

MOODY'S RATING

Aaa	6,995,491.78	6,771,151.81	62.85
Aa2	55,000.00	50,980.20	0.47
Aa3	90,000.00	85,771.90	0.80
A1	1,312,000.00	1,271,211.76	11.80
A2	825,000.00	790,133.45	7.33
A3	465,000.00	451,401.85	4.19



CITY OF MENIFEE

ACCOUNT NUMBER: [REDACTED]

Page 38 of 38

November 1, 2023 to November 30, 2023

BOND SUMMARY (continued)

	Par Value	Market Value	Percentage of Category
N/A	1,414,697.81	1,353,804.45	12.56
Total of Category	\$11,157,189.59	\$10,774,455.42	100.00

S&P RATING

AAA	1,010,650.52	977,110.59	9.07
AA+	3,015,000.00	2,945,546.70	27.34
AA	115,000.00	105,729.60	0.98
A+	695,000.00	672,682.40	6.24
A	750,000.00	730,287.45	6.78
A-	1,187,000.00	1,140,799.71	10.59
N/A	4,384,539.07	4,202,298.97	39.00
Total of Category	\$11,157,189.59	\$10,774,455.42	100.00

BOND SUMMARY MESSAGES

Data contained within this section excluded Mutual Funds, Exchange Traded Funds, and Closed-Ended Funds.

Glossary

Accretion - The accumulation of the value of a discounted bond until maturity.

Adjusted Prior Market Realized Gain/Loss - The difference between the proceeds and the Prior Market Value of the transaction.

Adjusted Prior Market Unrealized Gain/Loss - The difference between the Market Value and the Adjusted Prior Market Value.

Adjusted Prior Market Value - A figure calculated using the beginning Market Value for the fiscal year, adjusted for all asset related transactions during the period, employing an average cost methodology.

Amortization - The decrease in value of a premium bond until maturity.

Asset - Anything owned that has commercial exchange value. Assets may consist of specific property or of claims against others, in contrast to obligations due to others (liabilities).

Bond Rating - A measurement of a bond's quality based upon the issuer's financial condition. Ratings are assigned by independent rating services, such as Moody's, or S&P, and reflect their opinion of the issuer's ability to meet the scheduled interest and principal repayments for the bond.

Cash - Cash activity that includes both income and principal cash categories.

Change in Unrealized Gain/Loss - Also reported as Gain/Loss in Period in the Asset Detail section. This figure shows the market appreciation (depreciation) for the current period.

Cost Basis (Book Value) - The original price of an asset, normally the purchase price or appraised value at the time of acquisition. Book Value method maintains an average cost for each asset.

Cost Basis (Tax Basis) - The original price of an asset, normally the purchase price or appraised value at the time of acquisition. Tax Basis uses client determined methods such as Last-In-First-Out (LIFO), First-In-First-Out (FIFO), Average, Minimum Gain, and Maximum Gain.

Ending Accrual - (Also reported as Accrued Income) Income earned but not yet received, or expenses incurred but not yet paid, as of the end of the reporting period.

Estimated Annual Income - The amount of income a particular asset is anticipated to earn over the next year. The shares multiplied by annual income rate.

Estimated Current Yield - The annual rate of return on an investment expressed as a percentage. For stocks, yield is calculated by taking the annual dividend payments divided by the stock's current share price. For bonds, yield is calculated by the coupon rate divided by the bond's market price.

Ex-Dividend Date - (Also reported as Ex-Date) For stock trades, the person who owns the security on the ex-dividend date will earn the dividend, regardless of who currently owns the stock.

Income Cash - A category of cash comprised of ordinary earnings derived from investments, usually dividends and interest.

Market Value - The price per unit multiplied by the number of units.

Maturity Date - The date on which an obligation or note matures.

Payable Date - The date on which a dividend, mutual fund distribution, or interest on a bond will be made.

Principal Cash - A category of cash comprised of cash, deposits, cash withdrawals and the cash flows generated from purchases or sales of investments.

Realized Gain/Loss Calculation - The Proceeds less the Cost Basis of a transaction.

Settlement Date - The date on which a trade settles and cash or securities are credited or debited to the account.

Trade Date - The date a trade is legally entered into.

Unrealized Gain/Loss - The difference between the Market Value and Cost Basis at the end of the current period.

Yield on/at Market - The annual rate of return on an investment expressed as a percentage. For stocks, yield is calculated by the annual dividend payments divided by the stock's current share price. For bonds, yield is calculated by the coupon rate divided by the bond's market price.

The terms defined in this glossary are only for use when reviewing your account statement. Please contact your Relationship Manager with any questions.



019281
-UC-335

U.S. Bank
1555 N. Rivercenter Dr.
Suite 300
Milwaukee, WI 53212

000015627 05 SP 000638605963406 S

CITY OF MENIFEE
FINANCE DEPARTMENT
29844 HAUN ROAD
MENIFEE, CA 92586



**QUESTIONS?**

If you have any questions regarding your account or this statement, please contact your Administrator.

KATHERINE ARTISHON
EP-MN-WS4E
60 LIVINGSTON AVE.
ST PAUL MN 55107
E-mail katherine.artishon@usbank.com

Portfolio Manager:
TS PRT RC #1 - AUTO
CN-OH-W6TC

ACCOUNT NUMBER: [REDACTED]**CITY OF MENIFEE**

This statement is for the period from December 1, 2023 to December 31, 2023



000018858 05 SP 000638627178117 S
CITY OF MENIFEE
FINANCE DEPARTMENT
29844 HAUN ROAD
MENIFEE, CA 92586



THIS PAGE WAS INTENTIONALLY LEFT BLANK



TABLE OF CONTENTS

Schedule	Page
Market Value Summary	1
Asset Summary	2
Income Summary	3
Cash Summary	4
Asset Detail	5
Transaction Detail	22
Sale/Maturity Summary	31
Bond Summary	37



THIS PAGE WAS INTENTIONALLY LEFT BLANK



CITY OF MENIFEE

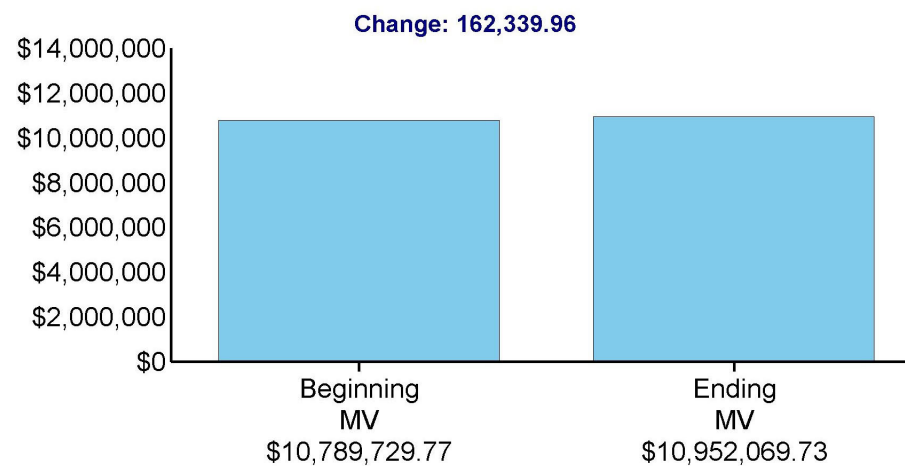
ACCOUNT NUMBER: [REDACTED]

Page 1 of 38

December 1, 2023 to December 31, 2023

MARKET VALUE SUMMARY

	Current Period 12/01/23 to 12/31/23
Beginning Market Value	\$10,789,729.77
Taxable Interest	29,662.41
Long Term Gains/Losses	-4,561.91
Short Term Gains/Losses	1,032.36
Change in Investment Value	136,207.10
Ending Market Value	\$10,952,069.73





CITY OF MENIFEE

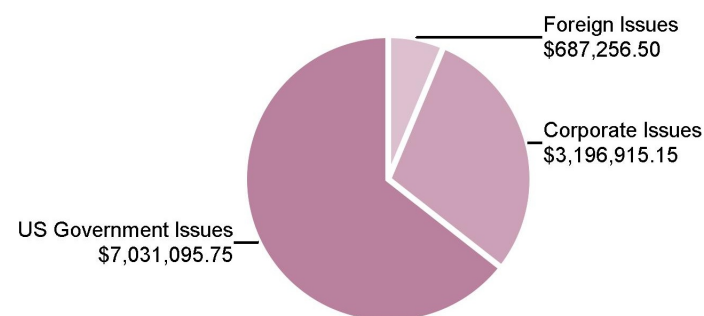
ACCOUNT NUMBER: [REDACTED]

Page 2 of 38

December 1, 2023 to December 31, 2023

ASSET SUMMARY

Assets	Current Period Market Value	% of Total	Estimated Annual Income
Cash & Equivalents	36,802.33	0.30	1,928.92
Taxable Bonds	10,915,267.40	99.70	343,835.38
Total Market Value	\$10,952,069.73	100.00	\$345,764.30

Fixed Income Summary



CITY OF MENIFEE

ACCOUNT NUMBER: [REDACTED]

Page 3 of 38

December 1, 2023 to December 31, 2023

INCOME SUMMARY

	Income Received Current Period
Taxable Interest	29,662.41
Total Current Period Income	\$29,662.41



CITY OF MENIFEE

ACCOUNT NUMBER: [REDACTED]

Page 4 of 38

December 1, 2023 to December 31, 2023

CASH SUMMARY

	Cash
Beginning Cash 12/01/2023	\$0.00
Taxable Interest	29,662.41
Purchases	-368,941.11
Sales	360,806.68
Net Money Market Activity	-21,527.98
Ending Cash 12/31/2023	\$0.00



CITY OF MENIFEE

ACCOUNT NUMBER: [REDACTED]

Page 5 of 38

December 1, 2023 to December 31, 2023

ASSET DETAIL

Security Description

Shares/Face Amt	Price	Market Value	Tax Cost	Unrealized Gain/Loss	Percent of Total Portfolio	Estimated Annual Income	Estimated Current Yield
Cash & Equivalents							
Cash/Money Market							
Federated Hermes Govt Obligs Is - 60934N104 #5							
36,802.330	1.0000	36,802.33	36,802.33	0.00	0.3	1,928.92	5.24
Total Cash/Money Market		\$36,802.33	\$36,802.33	\$0.00	0.3	\$1,928.92	
Total Cash & Equivalents		\$36,802.33	\$36,802.33	\$0.00	0.3	\$1,928.92	

Taxable Bonds

US Government Issues

F H L B Gtd R E M I C Pass Thru - 3137BFE98
C M O Ser K041 Cl A2
3.171 10/25/2024

34,626.160	98.3070	34,039.94	37,247.46	-3,207.52	0.3	1,098.00	3.23
------------	---------	-----------	-----------	-----------	-----	----------	------

F H L M C - 3137EAEP0
1.500 02/12/2025

80,000.000	96.5410	77,232.80	79,938.40	-2,705.60	0.7	1,200.00	1.55
------------	---------	-----------	-----------	-----------	-----	----------	------

F H L M C M T N - 3137EAEU9
0.375 07/21/2025

80,000.000	93.9730	75,178.40	79,736.00	-4,557.60	0.7	300.00	0.40
------------	---------	-----------	-----------	-----------	-----	--------	------

F H L M C M T N - 3137EAEX3
0.375 09/23/2025

75,000.000	93.3330	69,999.75	74,777.85	-4,778.10	0.6	281.25	0.40
------------	---------	-----------	-----------	-----------	-----	--------	------

F H L M C Multiclass Mtg Partn - 3137H4BY5
C M O Ser K 746 Cl A 2
1.985 09/25/2028

135,000.000	90.1280	121,672.80	116,263.48	5,409.32	1.1	2,741.85	2.25
-------------	---------	------------	------------	----------	-----	----------	------



CITY OF MENIFEE

ACCOUNT NUMBER: [REDACTED]

Page 6 of 38

December 1, 2023 to December 31, 2023

ASSET DETAIL (continued)**Security Description**

	Shares/Face Amt	Price	Market Value	Tax Cost	Unrealized Gain/Loss	Percent of Total Portfolio	Estimated Annual Income	Estimated Current Yield
F H L M C Multiclass Mtg Partn - 3137BEVH4 C M O Ser K040 CI A2 3.241 09/25/2024	15,000.000	98.4920	14,773.80	15,792.19	-1,018.39	0.1	486.15	3.29
F H L M C Multiclass Mtg Partn - 3137BFXT3 C M O Ser K042 CI A2 2.670 12/25/2024	15,000.000	97.7580	14,663.70	15,140.63	-476.93	0.1	400.50	2.73
F H L M C Multiclass Mtg Partn - 3137BKRJ1 C M O Ser K047 CI A2 3.329 05/25/2025	35,000.000	97.9060	34,267.10	35,973.44	-1,706.34	0.3	1,165.15	3.40
F H L M C Multiclass Mtg Partn - 3137BLAC2 C M O Ser K048 CI A2 06/25/2025 Var	60,000.000	97.8030	58,681.80	63,807.81	-5,126.01	0.5	1,970.40	3.36
F H L M C Multiclass Mtg Partn - 3137BLW95 C M O Ser K050 CI A2 08/25/2025 Var	25,000.000	97.7600	24,440.00	26,792.97	-2,352.97	0.2	833.50	3.41
F H L M C Multiclass Mtg Partn - 3137BN6G4 C M O Ser K053 CI A2 2.995 12/25/2025	125,000.000	96.8510	121,063.75	121,166.99	-103.24	1.1	3,743.75	3.09
F H L M C Multiclass Mtg Partn - 3137BNGT5 C M O Ser K054 CI A2 2.745 01/25/2026	70,000.000	96.3670	67,456.90	67,000.39	456.51	0.6	1,921.50	2.85
F H L M C Multiclass Mtg Partn - 3137BQYS0 C M O Ser K056 CI A2 2.525 05/25/2026	120,000.000	95.5350	114,642.00	116,042.97	-1,400.97	1.0	3,030.00	2.64



CITY OF MENIFEE

ACCOUNT NUMBER: [REDACTED]

Page 7 of 38

December 1, 2023 to December 31, 2023

ASSET DETAIL (continued)**Security Description**

	Shares/Face Amt	Price	Market Value	Tax Cost	Unrealized Gain/Loss	Percent of Total Portfolio	Estimated Annual Income	Estimated Current Yield
F H L M C Multiclass Mtg Partn - 3137BSP72 C M O Ser K058 CI A2 2.653 08/25/2026	125,000.000	95.4170	119,271.25	118,955.08	316.17	1.1	3,316.25	2.78
F H L M C Multiclass Mtg Partn - 3137BUX60 C M O Ser K062 CI A2 3.413 12/25/2026	70,000.000	97.1530	68,007.10	67,716.80	290.30	0.6	2,389.10	3.51
F H L M C Multiclass Mtg Partn - 3137BVZ82 C M O Ser K063 CI A2 01/25/2027 Var	70,000.000	97.1730	68,021.10	67,711.33	309.77	0.6	2,401.00	3.53
F H L M C Multiclass Mtg Partn - 3137FBU79 C M O Ser K069 CI A2 3.187 09/25/2027	100,000.000	95.9400	95,940.00	95,941.41	-1.41	0.9	3,187.00	3.32
F H L M C Multiclass Mtg Partn - 3137FCJK1 C M O Ser K070 CI A2 11/25/2027 Var	30,000.000	96.4530	28,935.90	28,566.80	369.10	0.3	990.90	3.42
F H L M C Multiclass Mtg Partn - 3137FBTA4 C M O Ser K728 CI A2 08/25/2024 Var	16,967.440	98.4560	16,705.46	17,264.39	-558.93	0.2	519.88	3.11
F H L M C Multiclass Mtg Partn - 3137FQXJ7 C M O Ser K737 CI A2 2.525 10/25/2026	125,000.000	95.0060	118,757.50	117,695.31	1,062.19	1.1	3,156.25	2.66
F N M A - 3135G05X7 0.375 08/25/2025	75,000.000	93.4920	70,119.00	74,807.25	-4,688.25	0.6	281.25	0.40
F N M A - 3135G04Z3 0.500 06/17/2025	70,000.000	94.3640	66,054.80	69,954.40	-3,899.60	0.6	350.00	0.53



CITY OF MENIFEE

ACCOUNT NUMBER: [REDACTED]

Page 8 of 38

December 1, 2023 to December 31, 2023

ASSET DETAIL (continued)**Security Description**

	Shares/Face Amt	Price	Market Value	Tax Cost	Unrealized Gain/Loss	Percent of Total Portfolio	Estimated Annual Income	Estimated Current Yield
F N M A - 3135G06G3 0.500 11/07/2025	65,000.000	93.1450	60,544.25	64,767.30	-4,223.05	0.6	325.00	0.54
F N M A - 3135G0X24 1.625 01/07/2025	65,000.000	96.9010	62,985.65	66,319.45	-3,333.80	0.6	1,056.25	1.68
F N M A - 3135G0W66 1.625 10/15/2024	70,000.000	97.4520	68,216.40	69,880.30	-1,663.90	0.6	1,137.50	1.67
F N M A Deb - 3135G03U5 0.625 04/22/2025	65,000.000	95.0780	61,800.70	64,866.10	-3,065.40	0.6	406.25	0.66
Federal Farm Credit Bks - 3133ENPG9 1.750 02/14/2025	220,000.000	96.9540	213,298.80	209,231.00	4,067.80	1.9	3,850.00	1.80
Federal Farm Credit Bks - 3133EN7J3 3.875 02/02/2026	210,000.000	99.2300	208,383.00	209,202.00	-819.00	1.9	8,137.50	3.90
Federal Farm Credit Bks - 3133EPGW9 3.875 04/25/2028	150,000.000	99.3960	149,094.00	150,753.00	-1,659.00	1.4	5,812.50	3.90
Federal Farm Credit Bks - 3133EPSK2 4.250 08/07/2028	75,000.000	100.9160	75,687.00	74,100.00	1,587.00	0.7	3,187.50	4.21
Federal Farm Credit Bks - 3133EPN50 4.250 12/15/2028	270,000.000	101.4500	273,915.00	272,999.70	915.30	2.5	11,475.00	4.19
Federal Farm Credit Bks - 3133EPWK7 4.500 09/22/2028	95,000.000	102.6020	97,471.90	93,915.10	3,556.80	0.9	4,275.00	4.39



CITY OF MENIFEE

ACCOUNT NUMBER: [REDACTED]

Page 9 of 38

December 1, 2023 to December 31, 2023

ASSET DETAIL (continued)**Security Description**

	Shares/Face Amt	Price	Market Value	Tax Cost	Unrealized Gain/Loss	Percent of Total Portfolio	Estimated Annual Income	Estimated Current Yield
Federal Farm Credit Bks - 3133EN3M0 4.625 12/05/2024	210,000.000	99.8110	209,603.10	210,676.20	-1,073.10	1.9	9,712.50	4.63
Federal Home Loan Bks - 3130A4CH3 2.375 03/14/2025	35,000.000	97.4280	34,099.80	37,003.05	-2,903.25	0.3	831.25	2.44
Federal Home Loan Bks - 3130A1XJ2 2.875 06/14/2024	80,000.000	98.9290	79,143.20	83,460.80	-4,317.60	0.7	2,300.00	2.91
Federal Home Loan Bks - 3130ATUS4 4.250 12/10/2027	200,000.000	101.0290	202,058.00	204,274.00	-2,216.00	1.8	8,500.00	4.21
Federal Home Loan Bks - 3130AWTR1 4.375 09/08/2028	225,000.000	101.8440	229,149.00	223,860.00	5,289.00	2.1	9,843.75	4.30
Federal Home Loan Bks - 3130ATS57 4.500 03/10/2028	190,000.000	102.3650	194,493.50	196,165.50	-1,672.00	1.8	8,550.00	4.40
Federal Home Loan Bks - 3130ATUR6 4.625 12/13/2024	210,000.000	99.7820	209,542.20	210,808.50	-1,266.30	1.9	9,712.50	4.63
U S Treasury Note - 91282CFH9 08/31/2027	80,000.000	97.1880	77,750.40	79,083.21	-1,332.81	0.7	2,500.00	3.21
U S Treasury Note - 91282CAM3 0.250 09/30/2025	70,000.000	93.1250	65,187.50	68,476.95	-3,289.45	0.6	175.00	0.27
U S Treasury Note - 91282CAT8 0.250 10/31/2025	75,000.000	92.8870	69,665.25	73,986.33	-4,321.08	0.6	187.50	0.27



CITY OF MENIFEE

ACCOUNT NUMBER: [REDACTED]

Page 10 of 38

December 1, 2023 to December 31, 2023

ASSET DETAIL (continued)**Security Description**

	Shares/Face Amt	Price	Market Value	Tax Cost	Unrealized Gain/Loss	Percent of Total Portfolio	Estimated Annual Income	Estimated Current Yield
U S Treasury Note - 91282CAZ4 0.375 11/30/2025	70,000.000	92.8630	65,004.10	68,744.92	-3,740.82	0.6	262.50	0.40
U S Treasury Note - 91282CCZ2 0.875 09/30/2026	120,000.000	91.8480	110,217.60	118,806.25	-8,588.65	1.0	1,050.00	0.95
U S Treasury Note - 912828YQ7 1.625 10/31/2026	200,000.000	93.6210	187,242.00	184,765.63	2,476.37	1.7	3,250.00	1.74
U S Treasury Note - 91282CED9 1.750 03/15/2025	60,000.000	96.6290	57,977.40	58,392.18	-414.78	0.5	1,050.00	1.81
U S Treasury Note - 912828U24 2.000 11/15/2026	220,000.000	94.5390	207,985.80	206,860.16	1,125.64	1.9	4,400.00	2.12
U S Treasury Note - 912828V98 2.250 02/15/2027	200,000.000	94.9300	189,860.00	188,710.94	1,149.06	1.7	4,500.00	2.37
U S Treasury Note - 9128283D0 2.250 10/31/2024	65,000.000	97.8440	63,598.60	66,470.12	-2,871.52	0.6	1,462.50	2.30
U S Treasury Note - 9128286F2 2.500 02/28/2026	75,000.000	96.5080	72,381.00	72,123.05	257.95	0.7	1,875.00	2.59
U S Treasury Note - 91282CEQ0 2.750 05/15/2025	75,000.000	97.6330	73,224.75	72,902.34	322.41	0.7	2,062.50	2.82
U S Treasury Note - 91282CFB2 2.750 07/31/2027	15,000.000	95.9920	14,398.80	14,745.70	-346.90	0.1	412.50	2.86



CITY OF MENIFEE

ACCOUNT NUMBER: [REDACTED]

Page 11 of 38

December 1, 2023 to December 31, 2023

ASSET DETAIL (continued)**Security Description**

	Shares/Face Amt	Price	Market Value	Tax Cost	Unrealized Gain/Loss	Percent of Total Portfolio	Estimated Annual Income	Estimated Current Yield
U S Treasury Note - 91282CEY3 3.000 07/15/2025	220,000.000	97.8160	215,195.20	214,345.31	849.89	2.0	6,600.00	3.07
U S Treasury Note - 91282CEW7 3.250 06/30/2027	215,000.000	97.7230	210,104.45	213,216.60	-3,112.15	1.9	6,987.50	3.33
U S Treasury Note - 91282CHA2 3.500 04/30/2028	215,000.000	98.4100	211,581.50	210,498.44	1,083.06	1.9	7,525.00	3.56
U S Treasury Note - 91282CHE4 3.625 05/31/2028	215,000.000	98.9410	212,723.15	211,951.37	771.78	1.9	7,793.75	3.66
U S Treasury Note - 91282CGA3 4.000 12/15/2025	220,000.000	99.4650	218,823.00	220,042.97	-1,219.97	2.0	8,800.00	4.02
U S Treasury Note - 91282CHQ7 4.125 07/31/2028	190,000.000	101.0310	191,958.90	187,209.38	4,749.52	1.8	7,837.50	4.08
U S Treasury Note - 91282CFM8 4.125 09/30/2027	200,000.000	100.6330	201,266.00	202,359.38	-1,093.38	1.8	8,250.00	4.10
U S Treasury Note - 91282CFU0 4.125 10/31/2027	200,000.000	100.6290	201,258.00	202,382.81	-1,124.81	1.8	8,250.00	4.10
U S Treasury Note - 91282CHX2 4.375 08/31/2028	200,000.000	102.1410	204,282.00	199,304.69	4,977.31	1.9	8,750.00	4.28

Total US Government Issues**\$7,031,095.75****\$7,085,954.08****-\$54,858.33****64.2****\$218,857.43**



CITY OF MENIFEE

ACCOUNT NUMBER: [REDACTED]

Page 12 of 38

December 1, 2023 to December 31, 2023

ASSET DETAIL (continued)**Security Description**

	Shares/Face Amt	Price	Market Value	Tax Cost	Unrealized Gain/Loss	Percent of Total Portfolio	Estimated Annual Income	Estimated Current Yield
Corporate Issues								
Ace Ina Holding - 00440EAS6 3.150 03/15/2025	50,000.000	97.7880	48,894.00	51,448.00	-2,554.00	0.4	1,575.00	3.22
Amazon Com Inc - 023135BX3 1.000 05/12/2026	60,000.000	92.3760	55,425.60	59,740.80	-4,315.20	0.5	600.00	1.08
American Honda Fin Corp - 02665WED9 Medium Term Note 4.700 01/12/2028	130,000.000	100.8420	131,094.60	131,033.50	61.10	1.2	6,110.00	4.66
Apple Inc - 037833DN7 2.050 09/11/2026	25,000.000	94.1980	23,549.50	25,621.00	-2,071.50	0.2	512.50	2.18
Apple Inc - 037833BY5 3.250 02/23/2026	100,000.000	97.5670	97,567.00	96,949.00	618.00	0.9	3,250.00	3.33
Bank Amer Corp Sr - 06051GJD2 Medium Term Note 1.319 06/19/2026	40,000.000	94.1130	37,645.20	40,105.60	-2,460.40	0.3	527.60	1.40
Bank America Corp - 06051GLE7 Medium Term Note 5.080 01/20/2027	30,000.000	99.7800	29,934.00	30,000.00	-66.00	0.3	1,524.00	5.09
Bank Of America Corp - 06051GHT9 Medium Term Note 3.559 04/23/2027	25,000.000	96.2450	24,061.25	24,223.45	-162.20	0.2	889.75	3.70
Bank Of America Corp - 06051GGF0 Medium Term Note 3.824 01/20/2028	75,000.000	96.0780	72,058.50	71,563.50	495.00	0.7	2,868.00	3.98



CITY OF MENIFEE

ACCOUNT NUMBER: [REDACTED]

Page 13 of 38

December 1, 2023 to December 31, 2023

ASSET DETAIL (continued)**Security Description**

	Shares/Face Amt	Price	Market Value	Tax Cost	Unrealized Gain/Loss	Percent of Total Portfolio	Estimated Annual Income	Estimated Current Yield
Berkshire Hathaway Fin - 084664CZ2 2.300 03/15/2027	45,000.000	94.5800	42,561.00	44,991.45	-2,430.45	0.4	1,035.00	2.43
Bmw Veh Owner Tr - 05602RAD3 A B S Ser 2022 A Cl A 3 08/25/2026 Var	14,644.300	98.5880	14,437.52	14,643.54	-206.02	0.1	470.08	3.26
Bmw Vehicle Lease - 05593AAC3 A B S Ser 2023 1 Cl A 3 5.160 11/25/2025	110,000.000	99.8740	109,861.40	110,198.98	-337.58	1.0	5,676.00	5.17
Bmw Vehicle Lease Trust 2022 1 - 05601XAC3 A B S Ser 2022 1 Cl A3 03/25/2025 Var	2,600.030	99.4330	2,585.29	2,599.64	-14.35	0.0	28.60	1.11
Caterpillar Finl Service - 14913Q3B3 Medium Term Note 2.150 11/08/2024	45,000.000	97.5090	43,879.05	45,481.50	-1,602.45	0.4	967.50	2.20
Caterpillar Finl Svcs - 14913R3B1 Medium Term Note 4.800 01/06/2026	80,000.000	100.5710	80,456.80	79,988.80	468.00	0.7	3,840.00	4.77
Charles Schwab Corp - 808513BY0 2.450 03/03/2027	25,000.000	93.0880	23,272.00	24,991.70	-1,719.70	0.2	612.50	2.63
Charles Schwab Corp - 808513AU9 3.200 01/25/2028	85,000.000	94.3680	80,212.80	80,783.15	-570.35	0.7	2,720.00	3.39
Costco Wholesale Corp - 22160KAM7 3.000 05/18/2027	20,000.000	96.2890	19,257.80	19,535.80	-278.00	0.2	600.00	3.12



CITY OF MENIFEE

ACCOUNT NUMBER: [REDACTED]

Page 14 of 38

December 1, 2023 to December 31, 2023

ASSET DETAIL (continued)**Security Description**

	Shares/Face Amt	Price	Market Value	Tax Cost	Unrealized Gain/Loss	Percent of Total Portfolio	Estimated Annual Income	Estimated Current Yield
Deere John Capital Corp - 24422EWJ4 Medium Term Note 4.050 09/08/2025	70,000.000	99.0590	69,341.30	69,267.10	74.20	0.6	2,835.00	4.09
Duke Energy Carolinas - 26442CAS3 2.950 12/01/2026	35,000.000	96.5290	33,785.15	36,755.95	-2,970.80	0.3	1,032.50	3.06
Gm Fin Auto Lsng Tr - 36265MAC9 A B S Ser 2022 1 CI A 3 1.900 03/20/2025	12,399.340	99.3680	12,320.98	12,399.23	-78.25	0.1	235.59	1.91
Gm Fin Cons Auto Rec - 380146AC4 A B S Ser 2022 1 CI A3 1.260 11/16/2026	8,339.540	97.0710	8,095.27	8,338.81	-243.54	0.1	105.08	1.30
Gm Fin Cons Auto Rec Tr - 362554AC1 A B S Ser 2021 4 CI A 3 0.680 09/16/2026	7,204.350	96.6480	6,962.86	7,204.16	-241.30	0.1	48.99	0.70
Honda Auto Rec Ownr Tr - 43815BAC4 A B S Ser 2022 1 CI A 3 1.880 05/15/2026	92,710.840	97.3320	90,237.31	89,179.78	1,057.53	0.8	1,742.96	1.93
Honda Auto Rec Ownr Tr 2021 4 - 43815GAC3 A B S Ser 2021 4 CI A3 01/21/2026 Var	6,965.520	97.0350	6,758.99	6,964.05	-205.06	0.1	61.30	0.91
Honda Auto Receivables - 43813GAC5 A B S Ser 2021 1 CI A3 0.270 04/21/2025	3,326.210	98.7860	3,285.83	3,326.14	-40.31	0.0	8.98	0.27



CITY OF MENIFEE

ACCOUNT NUMBER: [REDACTED]

Page 15 of 38

December 1, 2023 to December 31, 2023

ASSET DETAIL (continued)**Security Description**

	Shares/Face Amt	Price	Market Value	Tax Cost	Unrealized Gain/Loss	Percent of Total Portfolio	Estimated Annual Income	Estimated Current Yield
Honda Auto Receivables Owner - 43813KAC6 A B S Ser 2020 3 CI A3 0.370 10/18/2024	404.710	99.7270	403.61	404.65	-1.04	0.0	1.50	0.37
Honeywell International - 438516BL9 2.500 11/01/2026	140,000.000	95.2570	133,359.80	131,150.60	2,209.20	1.2	3,500.00	2.62
Hyundai Auto Rec Tr - 44935FAD6 A B S Ser 2021 C CI A3 0.740 05/15/2026	13,810.300	97.2850	13,435.35	13,612.40	-177.05	0.1	102.20	0.76
Hyundai Auto Rec Tr - 448977AD0 A B S Ser 2022 A CI A3 10/15/2026 Var	24,277.320	97.7250	23,725.01	24,276.39	-551.38	0.2	538.96	2.27
John Deere Capital Corp - 24422EVN6 Medium Term Note 0.450 01/17/2024	50,000.000	99.7930	49,896.50	49,964.50	-68.00	0.5	225.00	0.45
John Deere Own - 47789QAC4 A B S Ser 2021 B CI A 3 03/16/2026 Var	9,139.590	97.2920	8,892.09	9,138.77	-246.68	0.1	47.53	0.53
John Deere Owner - 47800BAC2 A B S Ser 2022 C CI A 3 5.090 06/15/2027	25,000.000	99.9920	24,998.00	24,998.06	-0.06	0.2	1,272.50	5.09
John Deere Owner Tr - 47787JAC2 A B S Ser 2022 CI A 3 09/15/2026 Var	8,450.410	97.7660	8,261.63	8,448.55	-186.92	0.1	196.05	2.37



CITY OF MENIFEE

ACCOUNT NUMBER: [REDACTED]

Page 16 of 38

December 1, 2023 to December 31, 2023

ASSET DETAIL (continued)**Security Description**

	Shares/Face Amt	Price	Market Value	Tax Cost	Unrealized Gain/Loss	Percent of Total Portfolio	Estimated Annual Income	Estimated Current Yield
John Deere Owner Trust - 47800CAC0 A B S Ser 2023 A CI A3 5.010 11/15/2027	20,000.000	100.1890	20,037.80	19,996.36	41.44	0.2	1,002.00	5.00
John Deere Ownr Tr - 47800AAC4 A B S Ser 2022 B CI A3 02/16/2027 Var	15,000.000	98.3830	14,757.45	14,998.57	-241.12	0.1	561.00	3.80
Jpmorgan Chase Co - 46625HRY8 02/01/2028 Var	70,000.000	96.5880	67,611.60	67,053.70	557.90	0.6	2,647.40	3.92
Jpmorgan Chase Co - 46647PCH7 0.824 06/01/2025	40,000.000	97.8590	39,143.60	40,048.60	-905.00	0.4	329.60	0.84
Jpmorgan Chase Co - 46647PCK0 0.969 06/23/2025	20,000.000	97.6620	19,532.40	20,015.45	-483.05	0.2	193.80	0.99
Jpmorgan Chase Co - 46647PBK1 2.083 04/22/2026	12,000.000	95.7850	11,494.20	12,447.96	-953.76	0.1	249.96	2.17
Mastercard Inc - 57636QAN4 2.000 03/03/2025	35,000.000	96.8790	33,907.65	36,067.15	-2,159.50	0.3	700.00	2.06
Mercedes Benz Auto - 58770AAC7 A B S Ser 2023 1 CI A3 4.510 11/15/2027	35,000.000	99.3610	34,776.35	34,995.80	-219.45	0.3	1,578.50	4.54
Merck Co Inc - 58933YBH7 4.050 05/17/2028	130,000.000	99.5610	129,429.30	130,394.70	-965.40	1.2	5,265.00	4.07
Microsoft Corp - 594918BJ2 3.125 11/03/2025	125,000.000	97.6080	122,010.00	120,882.50	1,127.50	1.1	3,906.25	3.20



CITY OF MENIFEE

ACCOUNT NUMBER: [REDACTED]

Page 17 of 38

December 1, 2023 to December 31, 2023

ASSET DETAIL (continued)**Security Description**

	Shares/Face Amt	Price	Market Value	Tax Cost	Unrealized Gain/Loss	Percent of Total Portfolio	Estimated Annual Income	Estimated Current Yield
Morgan Stanley - 61747YEZ4 Medium Term Note 5.050 01/28/2027	100,000.000	100.0970	100,097.00	100,170.55	-73.55	0.9	5,050.00	5.04
Morgan Stanley Fr - 6174468Q5 Medium Term Note 2.188 04/28/2026	35,000.000	96.0660	33,623.10	33,013.20	609.90	0.3	765.80	2.28
National Rural Utils Coop Fin - 63743HFE7 Medium Term Note 3.450 06/15/2025	10,000.000	97.9150	9,791.50	9,997.30	-205.80	0.1	345.00	3.52
National Rural Utils Corp Fin - 63743HFH0 Medium Term Note 4.450 03/13/2026	70,000.000	99.8490	69,894.30	69,950.30	-56.00	0.6	3,115.00	4.46
Northern Tr Corp Sr Nt - 665859AW4 4.000 05/10/2027	15,000.000	98.6470	14,797.05	14,975.70	-178.65	0.1	600.00	4.05
Paccar Financial Corp - 69371RR73 Medium Term Note 2.850 04/07/2025	35,000.000	97.7200	34,202.00	34,990.90	-788.90	0.3	997.50	2.92
Paccar Financial Corp - 69371RS31 Medium Term Note 4.600 01/10/2028	100,000.000	100.8580	100,858.00	99,515.00	1,343.00	0.9	4,600.00	4.56
Pepsico Inc - 713448CT3 2.750 04/30/2025	130,000.000	97.3890	126,605.70	124,989.80	1,615.90	1.2	3,575.00	2.82
Pnc Financial Services - 693475BL8 4.758 01/26/2027	135,000.000	99.2130	133,937.55	134,947.35	-1,009.80	1.2	6,423.30	4.80



CITY OF MENIFEE

ACCOUNT NUMBER: [REDACTED]

Page 18 of 38

December 1, 2023 to December 31, 2023

ASSET DETAIL (continued)**Security Description**

	Shares/Face Amt	Price	Market Value	Tax Cost	Unrealized Gain/Loss	Percent of Total Portfolio	Estimated Annual Income	Estimated Current Yield
Reality Income Corp - 756109AV6 3.875 04/15/2025	20,000.000	98.3240	19,664.80	19,714.00	-49.20	0.2	775.00	3.94
Realty Income Corp - 756109BG8 3.950 08/15/2027	100,000.000	97.2070	97,207.00	97,097.00	110.00	0.9	3,950.00	4.06
Salesforce Com Inc - 79466LAG9 0.625 07/15/2024	40,000.000	97.4790	38,991.60	39,628.55	-636.95	0.4	250.00	0.64
Schwab Charles Corp - 808513BN4 0.750 03/18/2024	20,000.000	98.9730	19,794.60	19,990.00	-195.40	0.2	150.00	0.76
Target Corp - 87612EBM7 1.950 01/15/2027	20,000.000	93.2970	18,659.40	19,966.00	-1,306.60	0.2	390.00	2.09
Toronto Dominion Bank - 89115A2C5 Medium Term Note 4.108 06/08/2027	40,000.000	98.2200	39,288.00	39,866.00	-578.00	0.4	1,643.20	4.18
Toyota Auto Rec Own Tr - 89238JAC9 A B S Ser 2021 D CI A 3 04/15/2026 Var	53,055.930	97.0310	51,480.70	49,965.85	1,514.85	0.5	376.70	0.73
Toyota Auto Rec Own Tr - 89231CAD9 A B S Ser 2022 C CI A 3 3.760 04/15/2027	25,000.000	98.3260	24,581.50	24,583.98	-2.48	0.2	940.00	3.82
Toyota Auto Recv Tr - 89240BAC2 A B S Ser 2021 A CI A3 05/15/2025 Var	6,007.720	98.8930	5,941.21	6,006.60	-65.39	0.1	15.62	0.26



CITY OF MENIFEE

ACCOUNT NUMBER: [REDACTED]

Page 19 of 38

December 1, 2023 to December 31, 2023

ASSET DETAIL (continued)**Security Description**

	Shares/Face Amt	Price	Market Value	Tax Cost	Unrealized Gain/Loss	Percent of Total Portfolio	Estimated Annual Income	Estimated Current Yield
Toyota Mtr Cr Corp - 89236TJK2 Medium Term Note 1.125 06/18/2026	40,000.000	92.3400	36,936.00	39,982.40	-3,046.40	0.3	450.00	1.22
Toyota Mtr Cr Corp - 89236TJT3 Medium Term Note 1.450 01/13/2025	30,000.000	96.5030	28,950.90	29,959.80	-1,008.90	0.3	435.00	1.50
Toyota Mtr Cr Corp - 89236TKQ7 Medium Term Note 4.625 01/12/2028	80,000.000	101.2800	81,024.00	79,947.20	1,076.80	0.7	3,700.00	4.57
Truist Finl Corp - 89788MAA0 Medium Term Note 1.200 08/05/2025	30,000.000	93.8490	28,154.70	29,341.20	-1,186.50	0.3	360.00	1.28
Unitedhealth Group Inc - 91324PEC2 1.150 05/15/2026	40,000.000	92.5720	37,028.80	39,563.60	-2,534.80	0.3	460.00	1.24
Verizon Master Tr - 92348KAV5 A B S Ser 2022 5 Cl A 1A 07/20/2027 Var	15,000.000	99.9020	14,985.30	14,999.34	-14.04	0.1	558.00	3.72
Verizon Master Trust - 92348KAA1 A B S Ser 2021 1 Cl A 0.500 05/20/2027	100,000.000	98.0190	98,019.00	93,609.37	4,409.63	0.9	500.00	0.51
Walmart Inc - 931142ER0 1.050 09/17/2026	10,000.000	91.8810	9,188.10	9,981.10	-793.00	0.1	105.00	1.14
Total Corporate Issues			\$3,196,915.15	\$3,222,981.43	-\$26,066.28	29.2	\$102,724.30	



CITY OF MENIFEE

ACCOUNT NUMBER: [REDACTED]

Page 20 of 38

December 1, 2023 to December 31, 2023

ASSET DETAIL (continued)**Security Description**

	Shares/Face Amt	Price	Market Value	Tax Cost	Unrealized Gain/Loss	Percent of Total Portfolio	Estimated Annual Income	Estimated Current Yield
Foreign Issues								
Bank Montreal Que - 06368D3S1 Medium Term Note 3.700 06/07/2025	75,000.000	97.9930	73,494.75	73,120.50	374.25	0.7	2,775.00	3.78
Bank Of Montreal - 06368FAC3 Medium Term Note 1.250 09/15/2026	40,000.000	91.0930	36,437.20	39,951.60	-3,514.40	0.3	500.00	1.37
Inter American Devel Bk - 4581X0DC9 3.125 09/18/2028	120,000.000	96.1750	115,410.00	112,706.40	2,703.60	1.1	3,750.00	3.25
Inter American Devel Bk - 4581X0DV7 Medium Term Note 0.875 04/20/2026	75,000.000	92.7110	69,533.25	74,656.50	-5,123.25	0.6	656.25	0.94
International Bank M T N - 459058JL8 0.500 10/28/2025	75,000.000	93.1940	69,895.50	74,670.05	-4,774.55	0.6	375.00	0.54
International Finance Corp - 45950KDD9 Medium Term Note 4.500 07/13/2028	100,000.000	102.0920	102,092.00	99,889.00	2,203.00	0.9	4,500.00	4.41
Royal Bank Of Canada - 78013XZU5 Medium Term Note 2.550 7/16/2024	40,000.000	98.4700	39,388.00	40,598.00	-1,210.00	0.4	1,020.00	2.59
Royal Bk Cda - 78016EZ59 Medium Term Note 3.375 04/14/2025	20,000.000	97.9650	19,593.00	19,992.60	-399.60	0.2	675.00	3.44



CITY OF MENIFEE

ACCOUNT NUMBER: [REDACTED]

Page 21 of 38

December 1, 2023 to December 31, 2023

ASSET DETAIL (continued)**Security Description**

	Shares/Face Amt	Price	Market Value	Tax Cost	Unrealized Gain/Loss	Percent of Total Portfolio	Estimated Annual Income	Estimated Current Yield
Royal Bk Cda - 78016FZW7 Medium Term Note 4.900 01/12/2028	80,000.000	101.0770	80,861.60	79,957.60	904.00	0.7	3,920.00	4.85
Toronto Dominion Bank - 89115A2K7 Medium Term Note 5.103 01/09/2026	80,000.000	100.6890	80,551.20	79,890.40	660.80	0.7	4,082.40	5.07
Total Foreign Issues			\$687,256.50	\$695,432.65	-\$8,176.15	6.3	\$22,253.65	
Total Taxable Bonds			\$10,915,267.40	\$11,004,368.16	-\$89,100.76	99.7	\$343,835.38	
Total Assets			\$10,952,069.73	\$11,041,170.49	-\$89,100.76	100.0	\$345,764.30	
Estimated Current Yield								3.15

ASSET DETAIL MESSAGES

Time of trade execution and trading party (if not disclosed) will be provided upon request.

Publicly traded assets are valued in accordance with market quotations or valuation methodologies from financial industry services believed by us to be reliable. Assets that are not publicly traded may be reflected at values from other external sources. Assets for which a current value is not available may be reflected at a previous value or as not valued, at par value, or at a nominal value. Values shown do not necessarily reflect prices at which assets could be bought or sold. Values are updated based on internal policy and may be updated less frequently than statement generation.

Estimated Current Yield and Estimated Annual Income are estimates provided for informational purposes only and should not be relied on for making investment, trading, or tax decisions. The estimates may not represent the actual value earned by your investments and they provide no guarantee of what your investments may earn in the future.

CITY OF MENIFEE
ACCOUNT NUMBER: [REDACTED]Page 22 of 38
December 1, 2023 to December 31, 2023

TRANSACTION DETAIL

Date Posted	Activity	Description	Cash	Tax Cost
Beginning Balance 12/01/2023			\$0.00	\$11,015,037.63
12/01/23	Asset Income	Interest Earned On Duke Energy 2.950% 12/01/26 0.01475 USD/\$1 Pv On 35,000 Par Value Due 12/1/23	516.25	
12/01/23	Asset Income	Interest Earned On Jpmorgan Chase Co 0.824% 6/01/25 0.00412 USD/\$1 Pv On 40,000 Par Value Due 12/1/23	164.80	
12/01/23	Asset Income	Interest Earned On Federated Hermes Govt Obligs Is Interest From 11/1/23 To 11/30/23	140.36	
12/05/23	Asset Income	Interest Earned On F F C B Deb 4.625% 12/05/24 0.023125 USD/\$1 Pv On 210,000 Par Value Due 12/5/23	4,856.25	
12/07/23	Asset Income	Interest Earned On Bank Montreal Mtn 3.700% 6/07/25 0.0185 USD/\$1 Pv On 75,000 Par Value Due 12/7/23	1,387.50	
12/08/23	Asset Income	Interest Earned On Toronto Dominion Mtn 4.108% 6/08/27 0.02054 USD/\$1 Pv On 40,000 Par Value Due 12/8/23	821.60	
12/11/23	Asset Income	Interest Earned On F H L B Deb 4.250% 12/10/27 0.02125 USD/\$1 Pv On 200,000 Par Value Due 12/10/23	4,250.00	
12/13/23	Asset Income	Interest Earned On F H L B Deb 4.625% 12/13/24 0.023125 USD/\$1 Pv On 210,000 Par Value Due 12/13/23	4,856.25	
12/14/23	Asset Income	Interest Earned On F H L B 2.875% 6/14/24 0.014375 USD/\$1 Pv On 80,000 Par Value Due 12/14/23	1,150.00	
12/15/23	Sale	Paid Down 254.4 Par Value Of Toyota Auto 0.350% 1/15/25 Cmo Final Paydown	254.40	-254.35
12/15/23	Asset Income	Interest Earned On Honda Auto Rec Own 1.880% 5/15/26 \$0.00157/Pv On 95,000.00 Pv Due 12/15/23	148.83	



CITY OF MENIFEE

ACCOUNT NUMBER: [REDACTED]

Page 23 of 38

December 1, 2023 to December 31, 2023

TRANSACTION DETAIL (continued)

Date Posted	Activity	Description	Cash	Tax Cost
12/15/23	Sale	Paid Down 2,289.16 Par Value Of Honda Auto Rec Own 1.880% 5/15/26 Trade Date 12/15/23	2,289.16	-2,201.98
12/15/23	Asset Income	Interest Earned On Hyundai Auto Rec 2.220% 10/15/26 \$0.00185/Pv On 25,000.00 Pv Due 12/15/23	46.25	
12/15/23	Sale	Paid Down 722.68 Par Value Of Hyundai Auto Rec 2.220% 10/15/26 Trade Date 12/15/23	722.68	-722.65
12/15/23	Asset Income	Interest Earned On Hyundai Auto Rec Tr 0.740% 5/15/26 \$0.00062/Pv On 14,867.94 Pv Due 12/15/23	9.16	
12/15/23	Sale	Paid Down 1,057.64 Par Value Of Hyundai Auto Rec Tr 0.740% 5/15/26 Trade Date 12/15/23	1,057.64	-1,042.48
12/15/23	Asset Income	Interest Earned On John Deere Owner 2.320% 9/15/26 \$0.00193/Pv On 8,939.77 Pv Due 12/15/23	17.28	
12/15/23	Sale	Paid Down 489.36 Par Value Of John Deere Owner 2.320% 9/15/26 Trade Date 12/15/23	489.36	-489.25
12/15/23	Asset Income	Interest Earned On John Deere Own 0.520% 3/16/26 \$0.00043/Pv On 9,674.58 Pv Due 12/15/23	4.19	
12/15/23	Sale	Paid Down 534.99 Par Value Of John Deere Own 0.520% 3/16/26 Trade Date 12/15/23	534.99	-534.94
12/15/23	Asset Income	Interest Earned On John Deere Ownr Tr 3.740% 2/16/27 \$0.00312/Pv On 15,000.00 Pv Due 12/15/23	46.75	
12/15/23	Asset Income	Interest Earned On John Deere Owner 5.090% 6/15/27 \$0.00424/Pv On 25,000.00 Pv Due 12/15/23	106.04	



CITY OF MENIFEE

ACCOUNT NUMBER: [REDACTED]

Page 24 of 38

December 1, 2023 to December 31, 2023

TRANSACTION DETAIL (continued)

Date Posted	Activity	Description	Cash	Tax Cost
12/15/23	Asset Income	Interest Earned On John Deere Owner 5.010% 11/15/27 \$0.00418/Pv On 20,000.00 Pv Due 12/15/23	83.50	
12/15/23	Asset Income	Interest Earned On Mercedes Benz Auto 4.510% 11/15/27 \$0.00376/Pv On 35,000.00 Pv Due 12/15/23	131.54	
12/15/23	Asset Income	Interest Earned On Toyota Auto Rec 3.760% 4/15/27 \$0.00313/Pv On 25,000.00 Pv Due 12/15/23	78.33	
12/15/23	Asset Income	Interest Earned On Toyota Auto 0.350% 1/15/25 \$0.00029/Pv On 254.40 Pv Due 12/15/23	0.07	
12/15/23	Asset Income	Interest Earned On Toyota Auto Rec 0.710% 4/15/26 \$0.00059/Pv On 56,857.57 Pv Due 12/15/23	33.64	
12/15/23	Sale	Paid Down 3,801.64 Par Value Of Toyota Auto Rec 0.710% 4/15/26 Trade Date 12/15/23	3,801.64	-3,580.22
12/15/23	Asset Income	Interest Earned On Toyota Auto Recv 0.260% 5/15/25 \$0.00022/Pv On 7,214.93 Pv Due 12/15/23	1.56	
12/15/23	Sale	Paid Down 1,207.21 Par Value Of Toyota Auto Recv 0.260% 5/15/25 Trade Date 12/15/23	1,207.21	-1,206.98
12/15/23	Asset Income	Interest Earned On National Rural Mtn 3.450% 6/15/25 0.01725 USD/\$1 Pv On 10,000 Par Value Due 12/15/23	172.50	
12/15/23	Asset Income	Interest Earned On U S Treasury Nt 4.000% 12/15/25 0.02 USD/\$1 Pv On 220,000 Par Value Due 12/15/23	4,400.00	
12/18/23	Asset Income	Interest Earned On Gm Fin Cons Auto 0.680% 9/16/26 \$0.00057/Pv On 7,656.85 Pv Due 12/16/23	4.34	



CITY OF MENIFEE

ACCOUNT NUMBER: [REDACTED]

Page 25 of 38

December 1, 2023 to December 31, 2023

TRANSACTION DETAIL (continued)

Date Posted	Activity	Description	Cash	Tax Cost
12/18/23	Sale	Paid Down 452.5 Par Value Of Gm Fin Cons Auto 0.680% 9/16/26 Trade Date 12/16/23	452.50	-452.49
12/18/23	Asset Income	Interest Earned On Gm Fin Cons Auto 1.260% 11/16/26 \$0.00105/Pv On 8,850.16 Pv Due 12/16/23	9.29	
12/18/23	Sale	Paid Down 510.62 Par Value Of Gm Fin Cons Auto 1.260% 11/16/26 Trade Date 12/16/23	510.62	-510.58
12/18/23	Asset Income	Interest Earned On Honda Auto 0.370% 10/18/24 \$0.00031/Pv On 1,034.46 Pv Due 12/18/23	0.32	
12/18/23	Sale	Paid Down 629.75 Par Value Of Honda Auto 0.370% 10/18/24 Trade Date 12/18/23	629.75	-629.66
12/18/23	Sale	Sold 135,000 Par Value Of F F C B Deb 4.375% 10/17/24 Trade Date 12/15/23 Sold Through Marketaxess Corp Sold On The Marketaxess Corporation Swift External Ref#: 8334903133251028 135,000 Par Value At 99.296 %	134,049.60	-134,434.35
12/18/23	Sell Accrued Interest	Received Accrued Interest On Sale Of F F C B Deb 4.375% 10/17/24 Income Credit 1,000.78 USD	1,000.78	
12/18/23	Asset Income	Interest Earned On F N M A 0.500% 6/17/25 0.0025 USD/\$1 Pv On 70,000 Par Value Due 12/17/23	175.00	
12/18/23	Asset Income	Interest Earned On Toyota Mtr Cr Mtn 1.125% 6/18/26 0.005625 USD/\$1 Pv On 40,000 Par Value Due 12/18/23	225.00	



CITY OF MENIFEE

ACCOUNT NUMBER: [REDACTED]

Page 26 of 38

December 1, 2023 to December 31, 2023

TRANSACTION DETAIL (continued)

Date Posted	Activity	Description	Cash	Tax Cost
12/19/23	Purchase	Purchased 270,000 Par Value Of F F C B Deb 4.250% 12/15/28 Trade Date 12/18/23 Purchased Through Td Securities (USA) Purchased On The Off-Exchange Transactions - Li Swift External Ref#: 8335203133254814 270,000 Par Value At 101.111 %	-272,999.70	272,999.70
12/19/23	Purchase Accrued Interest	Paid Accrued Interest On Purchase Of F F C B Deb 4.250% 12/15/28 Income Debit 127.50- USD	-127.50	
12/19/23	Sale	Sold 210,000 Par Value Of F H L B Deb 2.875% 9/13/24 Trade Date 12/18/23 Sold Through Mizuho Securities USA Fxd Inc Sold On The Marketaxess Corporation Swift External Ref#: 8335203133254426 210,000 Par Value At 98.332 %	206,497.20	-209,960.10
12/19/23	Sell Accrued Interest	Received Accrued Interest On Sale Of F H L B Deb 2.875% 9/13/24 Income Credit 1,610.00 USD	1,610.00	
12/19/23	Asset Income	Interest Earned On Bank Amer Corp Mtn 1.319% 6/19/26 0.006595 USD/\$1 Pv On 40,000 Par Value Due 12/19/23	263.80	
12/20/23	Sale	Paid Down 2,583.04 Par Value Of Gm Fin Auto Lsng 0.390% 10/21/24 Cmo Final Paydown	2,583.04	-2,583.00
12/20/23	Asset Income	Interest Earned On Gm Fin Auto Lsng 0.390% 10/21/24 \$0.00033/Pv On 2,583.04 Pv Due 12/20/23	0.84	
12/20/23	Asset Income	Interest Earned On Gm Fin Auto Lsng Tr 1.900% 3/20/25 \$0.00158/Pv On 15,296.37 Pv Due 12/20/23	24.22	
12/20/23	Sale	Paid Down 2,897.03 Par Value Of Gm Fin Auto Lsng Tr 1.900% 3/20/25 Trade Date 12/20/23	2,897.03	-2,897.01



CITY OF MENIFEE

ACCOUNT NUMBER: [REDACTED]

Page 27 of 38

December 1, 2023 to December 31, 2023

TRANSACTION DETAIL (continued)

Date Posted	Activity	Description	Cash	Tax Cost
12/20/23	Asset Income	Interest Earned On Verizon Master 0.500% 5/20/27 \$0.00042/Pv On 100,000.00 Pv Due 12/20/23	41.67	
12/20/23	Asset Income	Interest Earned On Verizon Master Tr 3.720% 7/20/27 \$0.00310/Pv On 15,000.00 Pv Due 12/20/23	46.50	
12/20/23	Purchase	Purchased 100,000 Par Value Of F H L M C Mltcl Mt 3.187% 9/25/27 Trade Date 12/15/23 Purchased Through Td Securities (USA) Purchased On The Off-Exchange Transactions - Li Swift External Ref#: 8334903133250914 100,000 Par Value At 95.94141 %	-95,941.41	95,941.41
12/20/23	Purchase Accrued Interest	Paid Accrued Interest On Purchase Of F H L M C Mltcl Mt 3.187% 9/25/27 Income Debit 168.20- USD	-168.20	
12/21/23	Asset Income	Interest Earned On Honda Auto 0.270% 4/21/25 \$0.00022/Pv On 4,035.42 Pv Due 12/21/23	0.91	
12/21/23	Sale	Paid Down 709.21 Par Value Of Honda Auto 0.270% 4/21/25 Trade Date 12/21/23	709.21	-709.20
12/21/23	Asset Income	Interest Earned On Honda Auto Rec 0.880% 1/21/26 \$0.00073/Pv On 7,478.96 Pv Due 12/21/23	5.48	
12/21/23	Sale	Paid Down 513.44 Par Value Of Honda Auto Rec 0.880% 1/21/26 Trade Date 12/21/23	513.44	-513.33
12/26/23	Asset Income	Interest Earned On F H L M C Mltcl Mtg 3.241% 9/25/24 \$0.00270/Pv On 15,000.00 Pv Due 12/25/23	40.51	
12/26/23	Asset Income	Interest Earned On F H L B Gtd Remic 3.171% 10/25/24 \$0.00264/Pv On 34,706.82 Pv Due 12/25/23	91.71	



CITY OF MENIFEE

ACCOUNT NUMBER: [REDACTED]

Page 28 of 38

December 1, 2023 to December 31, 2023

TRANSACTION DETAIL (continued)

Date Posted	Activity	Description	Cash	Tax Cost
12/26/23	Sale	Paid Down 80.66 Par Value Of F H L B Gtd Remic 3.171% 10/25/24 Trade Date 12/25/23	80.66	-86.77
12/26/23	Asset Income	Interest Earned On F H L M C Mltcl Mtg 2.670% 12/25/24 \$0.00223/Pv On 15,000.00 Pv Due 12/25/23	33.38	
12/26/23	Asset Income	Interest Earned On F H L M C Mltcl Mtg 3.329% 5/25/25 \$0.00277/Pv On 35,000.00 Pv Due 12/25/23	97.10	
12/26/23	Asset Income	Interest Earned On F H L M C Mltcl Mt 3.334% 8/25/25 \$0.00278/Pv On 25,000.00 Pv Due 12/25/23	69.46	
12/26/23	Asset Income	Interest Earned On F H L M C Mltcl Mtg 2.995% 12/25/25 \$0.00250/Pv On 125,000.00 Pv Due 12/25/23	311.98	
12/26/23	Asset Income	Interest Earned On F H L M C Mltcl Mtg 2.745% 1/25/26 \$0.00229/Pv On 70,000.00 Pv Due 12/25/23	160.13	
12/26/23	Asset Income	Interest Earned On F H L M C Mltcl Mtg 2.525% 5/25/26 \$0.00210/Pv On 120,000.00 Pv Due 12/25/23	252.50	
12/26/23	Asset Income	Interest Earned On F H L M C Mltcl Mtg 3.413% 12/25/26 \$0.00284/Pv On 70,000.00 Pv Due 12/25/23	199.09	
12/26/23	Asset Income	Interest Earned On F H L M C Mltcl Mt 3.430% 1/25/27 \$0.00286/Pv On 70,000.00 Pv Due 12/25/23	200.08	
12/26/23	Asset Income	Interest Earned On F H L M C Mltcl Mt 3.303% 11/25/27 \$0.00275/Pv On 30,000.00 Pv Due 12/25/23	82.58	
12/26/23	Asset Income	Interest Earned On F H L M C Mltcl Mt 2.525% 10/25/26 \$0.00210/Pv On 125,000.00 Pv Due 12/25/23	263.02	



CITY OF MENIFEE

ACCOUNT NUMBER: [REDACTED]

Page 29 of 38

December 1, 2023 to December 31, 2023

TRANSACTION DETAIL (continued)

Date Posted	Activity	Description	Cash	Tax Cost
12/26/23	Asset Income	Interest Earned On F H L M C Mltcl Mtg 2.031% 9/25/28 \$0.00169/Pv On 135,000.00 Pv Due 12/25/23	228.49	
12/26/23	Sale	Paid Down 194.9 Par Value Of Bmw Vehicle Lease 0.330% 12/26/24 Cmo Final Paydown	194.90	-194.88
12/26/23	Asset Income	Interest Earned On F H L M C Mltcl Mt 3.284% 6/25/25 0.002737 USD/\$1 Pv On 60,000 Par Value Due 12/25/23	164.20	
12/26/23	Asset Income	Interest Earned On F H L M C Mltcl Mt 2.653% 8/25/26 0.002211 USD/\$1 Pv On 125,000 Par Value Due 12/25/23	276.35	
12/26/23	Asset Income	Interest Earned On F H L M C Mltcl Mt 3.064% 8/25/24 \$0.00255/Pv On 16,997.32 Pv Due 12/25/23	43.40	
12/26/23	Sale	Paid Down 29.88 Par Value Of F H L M C Mltcl Mt 3.064% 8/25/24 Trade Date 12/25/23	29.88	-30.40
12/26/23	Asset Income	Interest Earned On Bmw Vehicle Lease 5.160% 11/25/25 \$0.00430/Pv On 110,000.00 Pv Due 12/25/23	473.00	
12/26/23	Asset Income	Interest Earned On Bmw Vehicle Lease 1.100% 3/25/25 \$0.00092/Pv On 3,546.10 Pv Due 12/25/23	3.25	
12/26/23	Sale	Paid Down 946.07 Par Value Of Bmw Vehicle Lease 1.100% 3/25/25 Trade Date 12/25/23	946.07	-945.93
12/26/23	Asset Income	Interest Earned On Bmw Veh Owner Tr 3.210% 8/25/26 \$0.00268/Pv On 15,000.00 Pv Due 12/25/23	40.13	
12/26/23	Asset Income	Interest Earned On Bmw Vehicle Lease 0.330% 12/26/24 \$0.00028/Pv On 194.90 Pv Due 12/25/23	0.05	



CITY OF MENIFEE

ACCOUNT NUMBER: [REDACTED]

Page 30 of 38

December 1, 2023 to December 31, 2023

TRANSACTION DETAIL (continued)

Date Posted	Activity	Description	Cash	Tax Cost
12/26/23	Asset Income	Interest Earned On Jpmorgan Chase 0.969% 6/23/25 0.004845 USD/\$1 Pv On 20,000 Par Value Due 12/23/23	96.90	
12/28/23	Sale	Paid Down 355.7 Par Value Of Bmw Veh Owner Tr 3.210% 8/25/26 Trade Date 12/25/23	355.70	-355.68
	Purchase	Combined Purchases For The Period 12/ 1/23 - 12/31/23 Of Federated Hermes Govt Obligs Is	-179,383.53	179,383.53
	Sale	Combined Sales For The Period 12/ 1/23 - 12/31/23 Of Federated Hermes Govt Obligs Is	157,855.55	-157,855.55
Ending Balance 12/31/2023			\$0.00	\$11,041,170.49



CITY OF MENIFEE

ACCOUNT NUMBER [REDACTED]

Page 31 of 38

December 1, 2023 to December 31, 2023

SALE/MATURITY SUMMARY

	Settlement Date	Description	Tax Cost	Proceeds	Estimated Gain/Loss
Taxable Bonds					
Bmw Veh Owner Tr A B S Ser 2022 A CI A 3 08/25/2026 Var BVO3226					
	12/28/23	Paid Down 355.7 Par Value Trade Date 12/25/23	-355.68	355.70	0.02
Bmw Vehicle Lease Trust 0.330 12/26/2024 09690AAC7					
	12/26/23	Paid Down 194.9 Par Value Cmo Final Paydown	-194.88	194.90	0.02
Bmw Vehicle Lease Trust 2022 1 A B S Ser 2022 1 CI A3 03/25/2025 Var BVL1325					
	12/26/23	Paid Down 946.07 Par Value Trade Date 12/25/23	-945.93	946.07	0.14
F H L B Gtd R E M I C Pass Thru C M O Ser K041 CI A2 3.171 10/25/2024 3137BFE98					
	12/26/23	Paid Down 80.66 Par Value Trade Date 12/25/23	-86.77	80.66	-6.11



CITY OF MENIFEE

ACCOUNT [REDACTED]

Page 32 of 38

December 1, 2023 to December 31, 2023

SALE/MATURITY SUMMARY (continued)

	Settlement Date	Description	Tax Cost	Proceeds	Estimated Gain/Loss
F H L M C Multiclass Mtg Partn C M O Ser K728 CI A2 08/25/2024 Var FHL3024					
	12/26/23	Paid Down 29.88 Par Value Trade Date 12/25/23	-30.40	29.88	-0.52
Federal Farm Credit Bks 4.375 10/17/2024 3133ENS43					
	12/18/23	Sold 135,000 Par Value Trade Date 12/15/23 Sold Through Marketaxess Corp Sold On The Marketaxess Corporation Swift External Ref#: 8334903133251028 135,000 Par Value At 99.296 %	-134,434.35	134,049.60	-384.75
Federal Home Loan Bks 2.875 09/13/2024 3130A2UW4					
	12/19/23	Sold 210,000 Par Value Trade Date 12/18/23 Sold Through Mizuho Securities USA Fxd Inc Sold On The Marketaxess Corporation Swift External Ref#: 8335203133254426 210,000 Par Value At 98.332 %	-209,960.10	206,497.20	-3,462.90
Gm Fin Auto Lsng Tr A B S Ser 2021 3 CI A 3 10/21/2024 Var GFA0324A					
	12/20/23	Paid Down 2,583.04 Par Value Cmo Final Paydown	-2,583.00	2,583.04	0.04

CITY OF MENIFEE
ACCOUNT NUMBER: [REDACTED]Page 33 of 38
December 1, 2023 to December 31, 2023**SALE/MATURITY SUMMARY (continued)**

	Settlement Date	Description	Tax Cost	Proceeds	Estimated Gain/Loss
Gm Fin Auto Lsng Tr A B S Ser 2022 1 CI A 3 1.900 03/20/2025 GFA1925	12/20/23	Paid Down 2,897.03 Par Value Trade Date 12/20/23	-2,897.01	2,897.03	0.02
Gm Fin Cons Auto Rec A B S Ser 2022 1 CI A3 1.260 11/16/2026 GFC1226	12/18/23	Paid Down 510.62 Par Value Trade Date 12/16/23	-510.58	510.62	0.04
Gm Fin Cons Auto Rec Tr A B S Ser 2021 4 CI A 3 0.680 09/16/2026 GFC0626	12/18/23	Paid Down 452.5 Par Value Trade Date 12/16/23	-452.49	452.50	0.01
Honda Auto Rec Ownr Tr A B S Ser 2022 1 CI A 3 1.880 05/15/2026 HAR1826	12/15/23	Paid Down 2,289.16 Par Value Trade Date 12/15/23	-2,201.98	2,289.16	87.18



CITY OF MENIFEE

ACCOUNT NUMBER: [REDACTED]

Page 34 of 38

December 1, 2023 to December 31, 2023

SALE/MATURITY SUMMARY (continued)

	Settlement Date	Description	Tax Cost	Proceeds	Estimated Gain/Loss
Honda Auto Rec Ownr Tr 2021 4					
A B S Ser 2021 4 CI A3					
01/21/2026 Var					
HAR0826					
	12/21/23	Paid Down 513.44 Par Value Trade Date 12/21/23	-513.33	513.44	0.11
Honda Auto Receivables					
A B S Ser 2021 1 CI A3					
0.270 04/21/2025					
43813GAC5					
	12/21/23	Paid Down 709.21 Par Value Trade Date 12/21/23	-709.20	709.21	0.01
Honda Auto Receivables Owner					
A B S Ser 2020 3 CI A3					
0.370 10/18/2024					
HA00324					
	12/18/23	Paid Down 629.75 Par Value Trade Date 12/18/23	-629.66	629.75	0.09
Hyundai Auto Rec Tr					
A B S Ser 2021 C CI A3					
0.740 05/15/2026					
HAR0726					
	12/15/23	Paid Down 1,057.64 Par Value Trade Date 12/15/23	-1,042.48	1,057.64	15.16



CITY OF MENIFEE

ACCOUNT NUMBER: [REDACTED]

Page 35 of 38

December 1, 2023 to December 31, 2023

SALE/MATURITY SUMMARY (continued)

	Settlement Date	Description	Tax Cost	Proceeds	Estimated Gain/Loss
Hyundai Auto Rec Tr					
A B S Ser 2022 A CI A3					
10/15/2026 Var					
448977AD0					
	12/15/23	Paid Down 722.68 Par Value Trade Date 12/15/23	-722.65	722.68	0.03
John Deere Own					
A B S Ser 2021 B CI A 3					
03/16/2026 Var					
JDO0926					
	12/15/23	Paid Down 534.99 Par Value Trade Date 12/15/23	-534.94	534.99	0.05
John Deere Owner Tr					
A B S Ser 2022 CI A 3					
09/15/2026 Var					
JDO2326					
	12/15/23	Paid Down 489.36 Par Value Trade Date 12/15/23	-489.25	489.36	0.11
Toyota Auto Rec Own Tr					
A B S Ser 2021 D CI A 3					
04/15/2026 Var					
TAR0726					
	12/15/23	Paid Down 3,801.64 Par Value Trade Date 12/15/23	-3,580.22	3,801.64	221.42



CITY OF MENIFEE

ACCOUNT NUMBER: [REDACTED]

Page 36 of 38

December 1, 2023 to December 31, 2023

SALE/MATURITY SUMMARY (continued)

	Settlement Date	Description	Tax Cost	Proceeds	Estimated Gain/Loss
Toyota Auto Receivables A B S Ser 2020 D CI A3 0.350 01/15/2025 TA00325					
	12/15/23	Paid Down 254.4 Par Value Cmo Final Paydown	-254.35	254.40	0.05
Toyota Auto Recv Tr A B S Ser 2021 A CI A3 05/15/2025 Var TAR0325A					
	12/15/23	Paid Down 1,207.21 Par Value Trade Date 12/15/23	-1,206.98	1,207.21	0.23
Total Taxable Bonds			-\$364,336.23	\$360,806.68	-\$3,529.55
Total Sales & Maturities			-\$364,336.23	\$360,806.68	-\$3,529.55

SALE/MATURITY SUMMARY MESSAGES

Estimated Year-To-Date Short-Term Gain (Loss): \$2,781.28

Estimated Year-To-Date Long-Term Gain (Loss): (\$20,452.03)

Estimates should not be used for tax purposes

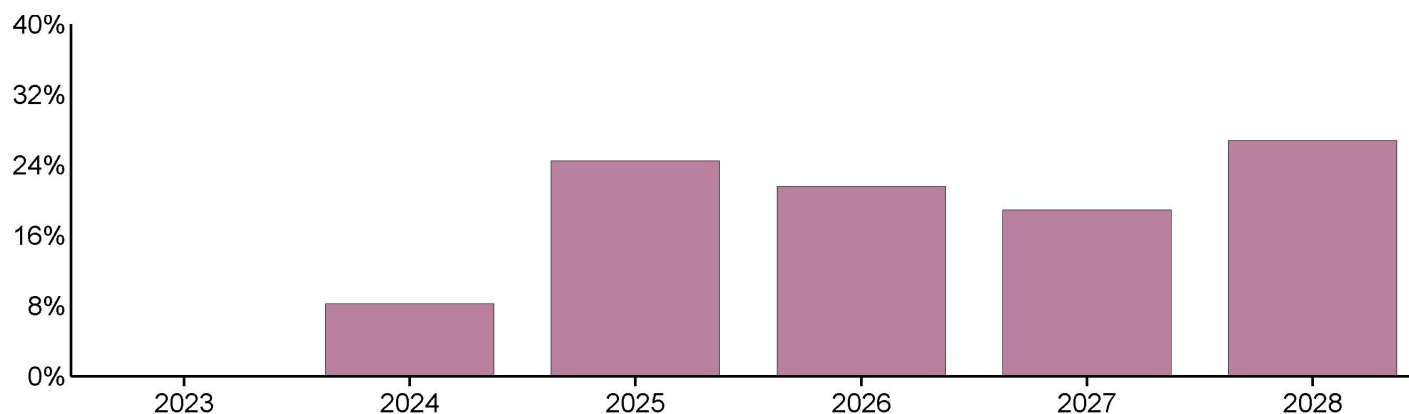


CITY OF MENIFEE

ACCOUNT NUMBER: [REDACTED]

Page 37 of 38

December 1, 2023 to December 31, 2023

BOND SUMMARY

	Par Value	Market Value	Percentage of Category
MATURITY			
2023	0.00	0.00	0.00
2024	911,998.31	902,639.76	8.27
2025	2,764,333.30	2,672,020.31	24.48
2026	2,455,598.10	2,353,106.08	21.56
2027	2,100,000.00	2,064,820.10	18.92
2028	2,930,000.00	2,922,681.15	26.77
Total of Category	\$11,161,929.71	\$10,915,267.40	100.00

MOODY'S RATING

Aaa	6,910,848.28	6,773,902.57	62.07
Aa2	55,000.00	51,749.10	0.47
Aa3	90,000.00	86,950.60	0.80
A1	1,312,000.00	1,288,314.15	11.80
A2	825,000.00	799,307.45	7.32
A3	465,000.00	458,952.65	4.20



CITY OF MENIFEE

ACCOUNT NUMBER: [REDACTED]

Page 38 of 38

December 1, 2023 to December 31, 2023

BOND SUMMARY (continued)

	Par Value	Market Value	Percentage of Category
N/A	1,504,081.43	1,456,090.88	13.34
Total of Category	\$11,161,929.71	\$10,915,267.40	100.00

S&P RATING

AAA	1,097,047.32	1,068,467.22	9.79
AA+	2,940,000.00	2,909,186.75	26.65
AA	115,000.00	107,174.70	0.98
A+	695,000.00	681,988.80	6.25
A	750,000.00	737,953.80	6.76
A-	1,187,000.00	1,158,156.65	10.61
N/A	4,377,882.39	4,252,339.48	38.96
Total of Category	\$11,161,929.71	\$10,915,267.40	100.00

BOND SUMMARY MESSAGES

Data contained within this section excluded Mutual Funds, Exchange Traded Funds, and Closed-Ended Funds.

Glossary

Accretion - The accumulation of the value of a discounted bond until maturity.

Adjusted Prior Market Realized Gain/Loss - The difference between the proceeds and the Prior Market Value of the transaction.

Adjusted Prior Market Unrealized Gain/Loss - The difference between the Market Value and the Adjusted Prior Market Value.

Adjusted Prior Market Value - A figure calculated using the beginning Market Value for the fiscal year, adjusted for all asset related transactions during the period, employing an average cost methodology.

Amortization - The decrease in value of a premium bond until maturity.

Asset - Anything owned that has commercial exchange value. Assets may consist of specific property or of claims against others, in contrast to obligations due to others (liabilities).

Bond Rating - A measurement of a bond's quality based upon the issuer's financial condition. Ratings are assigned by independent rating services, such as Moody's, or S&P, and reflect their opinion of the issuer's ability to meet the scheduled interest and principal repayments for the bond.

Cash - Cash activity that includes both income and principal cash categories.

Change in Unrealized Gain/Loss - Also reported as Gain/Loss in Period in the Asset Detail section. This figure shows the market appreciation (depreciation) for the current period.

Cost Basis (Book Value) - The original price of an asset, normally the purchase price or appraised value at the time of acquisition. Book Value method maintains an average cost for each asset.

Cost Basis (Tax Basis) - The original price of an asset, normally the purchase price or appraised value at the time of acquisition. Tax Basis uses client determined methods such as Last-In-First-Out (LIFO), First-In-First-Out (FIFO), Average, Minimum Gain, and Maximum Gain.

Ending Accrual - (Also reported as Accrued Income) Income earned but not yet received, or expenses incurred but not yet paid, as of the end of the reporting period.

Estimated Annual Income - The amount of income a particular asset is anticipated to earn over the next year. The shares multiplied by annual income rate.

Estimated Current Yield - The annual rate of return on an investment expressed as a percentage. For stocks, yield is calculated by taking the annual dividend payments divided by the stock's current share price. For bonds, yield is calculated by the coupon rate divided by the bond's market price.

Ex-Dividend Date - (Also reported as Ex-Date) For stock trades, the person who owns the security on the ex-dividend date will earn the dividend, regardless of who currently owns the stock.

Income Cash - A category of cash comprised of ordinary earnings derived from investments, usually dividends and interest.

Market Value - The price per unit multiplied by the number of units.

Maturity Date - The date on which an obligation or note matures.

Payable Date - The date on which a dividend, mutual fund distribution, or interest on a bond will be made.

Principal Cash - A category of cash comprised of cash, deposits, cash withdrawals and the cash flows generated from purchases or sales of investments.

Realized Gain/Loss Calculation - The Proceeds less the Cost Basis of a transaction.

Settlement Date - The date on which a trade settles and cash or securities are credited or debited to the account.

Trade Date - The date a trade is legally entered into.

Unrealized Gain/Loss - The difference between the Market Value and Cost Basis at the end of the current period.

Yield on/at Market - The annual rate of return on an investment expressed as a percentage. For stocks, yield is calculated by the annual dividend payments divided by the stock's current share price. For bonds, yield is calculated by the coupon rate divided by the bond's market price.

The terms defined in this glossary are only for use when reviewing your account statement. Please contact your Relationship Manager with any questions.



024862
-UC-364

U.S. Bank
1555 N. Rivercenter Dr.
Suite 300
Milwaukee, WI 53212

000018858 05 SP 000638627178117 S

CITY OF MENIFEE
FINANCE DEPARTMENT
29844 HAUN ROAD
MENIFEE, CA 92586

