

**QUESTIONS?**

If you have any questions regarding your account or this statement, please contact your Administrator.

KATHERINE ARTISHON  
EP-MN-WS4E  
60 LIVINGSTON AVE.  
ST PAUL MN 55107  
E-mail [katherine.artishon@usbank.com](mailto:katherine.artishon@usbank.com)

**Portfolio Manager:**  
TS PRT RC #1 - AUTO  
CN-OH-W6TC

**ACCOUNT NUMBER: 6736302020****CITY OF MENIFEE****This statement is for the period from May 1, 2024 to May 31, 2024**

000016648 07 SP 000638726688690 S  
CITY OF MENIFEE  
FINANCE DEPARTMENT  
29844 HAUN ROAD  
MENIFEE, CA 92586



THIS PAGE WAS INTENTIONALLY LEFT BLANK



---

**TABLE OF CONTENTS**

---

<b>Schedule</b>	<b>Page</b>
Market Value Summary .....	1
Asset Summary .....	2
Income Summary .....	3
Cash Summary .....	4
Asset Detail .....	5
Transaction Detail .....	28
Sale/Maturity Summary .....	43
Bond Summary .....	50



THIS PAGE WAS INTENTIONALLY LEFT BLANK

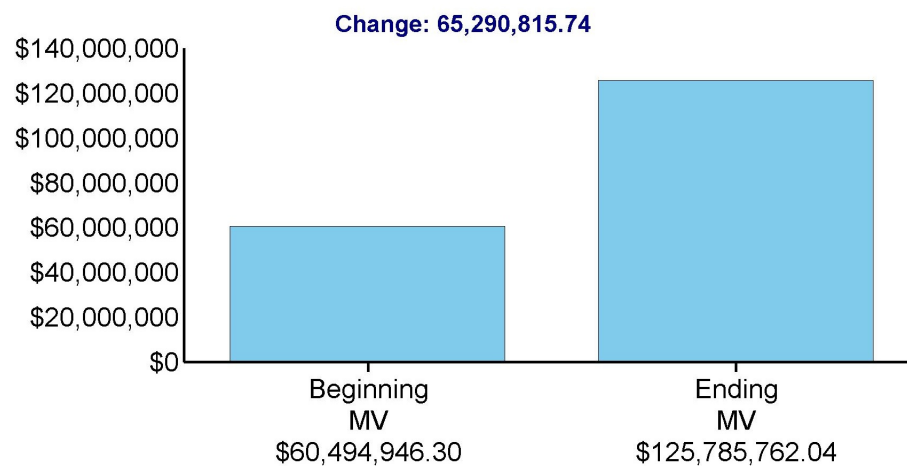


CITY OF MENIFEE  
ACCOUNT NUMBER: 6736302020

Page 1 of 51  
May 1, 2024 to May 31, 2024

### MARKET VALUE SUMMARY

	Current Period 05/01/24 to 05/31/24
<b>Beginning Market Value</b>	<b>\$60,494,946.30</b>
Taxable Interest	14,204.16
Cash Receipts	2,207,307.91
Long Term Gains/Losses	-153,889.00
Change in Investment Value	565,432.67
Assets Received	62,657,760.00
<b>Ending Market Value</b>	<b>\$125,785,762.04</b>



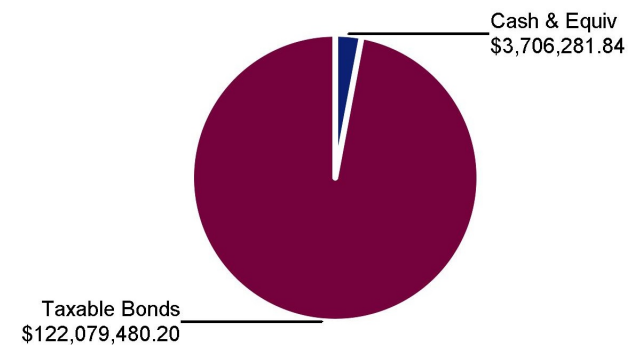


CITY OF MENIFEE  
ACCOUNT NUMBER: 6736302020

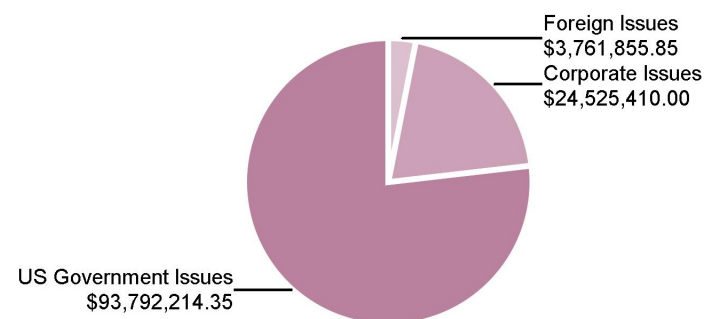
Page 2 of 51  
May 1, 2024 to May 31, 2024

### ASSET SUMMARY

Assets	Current Period Market Value	% of Total	Estimated Annual Income
Cash & Equivalents	3,706,281.84	2.90	192,386.09
Taxable Bonds	122,079,480.20	97.10	3,361,367.31
<b>Total Market Value</b>	<b>\$125,785,762.04</b>	<b>100.00</b>	<b>\$3,553,753.40</b>



### Fixed Income Summary





CITY OF MENIFEE  
ACCOUNT NUMBER: 6736302020

Page 3 of 51  
May 1, 2024 to May 31, 2024

---

**INCOME SUMMARY**

---

	<b>Income Received Current Period</b>
Taxable Interest	14,204.16
<b>Total Current Period Income</b>	<b>\$14,204.16</b>



CITY OF MENIFEE  
ACCOUNT NUMBER: 6736302020

Page 4 of 51  
May 1, 2024 to May 31, 2024

### CASH SUMMARY

	Cash
<b>Beginning Cash 05/01/2024</b>	<b>\$0.00</b>
Taxable Interest	14,204.16
Cash Receipts	2,207,307.91
Purchases	-12,890,681.23
Sales	13,953,951.76
Net Money Market Activity	-3,284,782.60
<b>Ending Cash 05/31/2024</b>	<b>\$0.00</b>



CITY OF MENIFEE  
ACCOUNT NUMBER: 6736302020Page 5 of 51  
May 1, 2024 to May 31, 2024

## ASSET DETAIL

## Security Description

Shares/Face Amt	Price	Market Value	Tax Cost	Unrealized Gain/Loss	Percent of Total Portfolio	Estimated Annual Income	Estimated Current Yield
<b>Cash &amp; Equivalents</b>							
<b>Cash/Money Market</b>							
Federated Hermes Govt Obligs Is - 60934N104 #5							
3,706,281.840	1.0000	3,706,281.84	3,706,281.84	0.00	2.9	192,386.09	5.19
<b>Total Cash/Money Market</b>		<b>\$3,706,281.84</b>	<b>\$3,706,281.84</b>	<b>\$0.00</b>	<b>2.9</b>	<b>\$192,386.09</b>	
<b>Total Cash &amp; Equivalents</b>							
		<b>\$3,706,281.84</b>	<b>\$3,706,281.84</b>	<b>\$0.00</b>	<b>2.9</b>	<b>\$192,386.09</b>	

## Taxable Bonds

## US Government Issues

F H L B Gtd R E M I C Pass Thru - 3137BFE98  
C M O Ser K041 Cl A2  
3.171 10/25/2024

33,769.020	99.0190	33,437.75	36,325.43	-2,887.68	0.0	1,070.82	3.20
------------	---------	-----------	-----------	-----------	-----	----------	------

F H L M C - 3137EAEP0  
1.500 02/12/2025

80,000.000	97.4430	77,954.40	79,938.40	-1,984.00	0.1	1,200.00	1.54
------------	---------	-----------	-----------	-----------	-----	----------	------

F H L M C M T N - 3137EAEU9  
0.375 07/21/2025

80,000.000	94.8330	75,866.40	79,736.00	-3,869.60	0.1	300.00	0.39
------------	---------	-----------	-----------	-----------	-----	--------	------

F H L M C M T N - 3137EAEX3  
0.375 09/23/2025

75,000.000	94.0860	70,564.50	74,777.85	-4,213.35	0.1	281.25	0.40
------------	---------	-----------	-----------	-----------	-----	--------	------

F H L M C Multiclass Mtg Partn - 3137H4BY5  
C M O Ser K 746 Cl A 2  
1.985 09/25/2028

135,000.000	88.7910	119,867.85	116,263.48	3,604.37	0.1	2,741.85	2.29
-------------	---------	------------	------------	----------	-----	----------	------

CITY OF MENIFEE  
ACCOUNT NUMBER: 6736302020Page 6 of 51  
May 1, 2024 to May 31, 2024**ASSET DETAIL (continued)****Security Description**

	<b>Shares/Face Amt</b>	<b>Price</b>	<b>Market Value</b>	<b>Tax Cost</b>	<b>Unrealized Gain/Loss</b>	<b>Percent of Total Portfolio</b>	<b>Estimated Annual Income</b>	<b>Estimated Current Yield</b>
F H L M C Multiclass Mtg Partn - 3137BEVH4 C M O Ser K040 CI A2 3.241 09/25/2024	13,104.140	99.2750	13,009.13	13,796.21	-787.08	0.0	424.71	3.26
F H L M C Multiclass Mtg Partn - 3137BFXT3 C M O Ser K042 CI A2 2.670 12/25/2024	15,000.000	98.5700	14,785.50	15,140.63	-355.13	0.0	400.50	2.71
F H L M C Multiclass Mtg Partn - 3137BKRJ1 C M O Ser K047 CI A2 3.329 05/25/2025	34,905.950	98.0190	34,214.46	35,876.78	-1,662.32	0.0	1,162.02	3.40
F H L M C Multiclass Mtg Partn - 3137BLAC2 C M O Ser K048 CI A2 06/25/2025 Var	60,000.000	97.9240	58,754.40	63,807.81	-5,053.41	0.0	1,970.40	3.35
F H L M C Multiclass Mtg Partn - 3137BLW95 C M O Ser K050 CI A2 08/25/2025 Var	25,000.000	97.6540	24,413.50	26,792.97	-2,379.47	0.0	833.50	3.41
F H L M C Multiclass Mtg Partn - 3137BN6G4 C M O Ser K053 CI A2 2.995 12/25/2025	125,000.000	96.7570	120,946.25	121,166.99	-220.74	0.1	3,743.75	3.09
F H L M C Multiclass Mtg Partn - 3137BNGT5 C M O Ser K054 CI A2 2.745 01/25/2026	70,000.000	96.2100	67,347.00	67,000.39	346.61	0.1	1,921.50	2.85
F H L M C Multiclass Mtg Partn - 3137BQYS0 C M O Ser K056 CI A2 2.525 05/25/2026	120,000.000	95.2810	114,337.20	116,042.97	-1,705.77	0.1	3,030.00	2.65



CITY OF MENIFEE  
ACCOUNT NUMBER: 6736302020

Page 7 of 51  
May 1, 2024 to May 31, 2024

**ASSET DETAIL (continued)**

**Security Description**

	Shares/Face Amt	Price	Market Value	Tax Cost	Unrealized Gain/Loss	Percent of Total Portfolio	Estimated Annual Income	Estimated Current Yield
F H L M C Multiclass Mtg Partn - 3137BSP72 C M O Ser K058 CI A2 2.653 08/25/2026	125,000.000	94.8160	118,520.00	118,955.08	-435.08	0.1	3,316.25	2.80
F H L M C Multiclass Mtg Partn - 3137BUX60 C M O Ser K062 CI A2 3.413 12/25/2026	70,000.000	96.0160	67,211.20	67,716.80	-505.60	0.1	2,389.10	3.55
F H L M C Multiclass Mtg Partn - 3137BVZ82 C M O Ser K063 CI A2 01/25/2027 Var	70,000.000	96.0340	67,223.80	67,711.33	-487.53	0.1	2,401.00	3.57
F H L M C Multiclass Mtg Partn - 3137FBU79 C M O Ser K069 CI A2 3.187 09/25/2027	100,000.000	94.6560	94,656.00	95,941.41	-1,285.41	0.1	3,187.00	3.37
F H L M C Multiclass Mtg Partn - 3137FCJK1 C M O Ser K070 CI A2 11/25/2027 Var	30,000.000	94.7990	28,439.70	28,566.80	-127.10	0.0	990.90	3.48
F H L M C Multiclass Mtg Partn - 3137FJEH8 C M O Ser K081 CI A2 08/25/2028 Var	1,500,000.000	96.0280	1,440,420.00	1,436,718.75	3,701.25	1.1	58,500.00	4.06
F H L M C Multiclass Mtg Partn - 3137FBTA4 C M O Ser K728 CI A2 08/25/2024 Var	15,452.570	99.3340	15,349.66	15,723.01	-373.35	0.0	473.47	3.08
F H L M C Multiclass Mtg Partn - 3137FQXJ7 C M O Ser K737 CI A2 2.525 10/25/2026	125,000.000	94.4270	118,033.75	117,695.31	338.44	0.1	3,156.25	2.67

CITY OF MENIFEE  
ACCOUNT NUMBER: 6736302020Page 8 of 51  
May 1, 2024 to May 31, 2024**ASSET DETAIL (continued)****Security Description**

	<b>Shares/Face Amt</b>	<b>Price</b>	<b>Market Value</b>	<b>Tax Cost</b>	<b>Unrealized Gain/Loss</b>	<b>Percent of Total Portfolio</b>	<b>Estimated Annual Income</b>	<b>Estimated Current Yield</b>
F N M A - 3135G05X7 0.375 08/25/2025	75,000.000	94.4280	70,821.00	74,807.25	-3,986.25	0.1	281.25	0.40
F N M A - 3135G04Z3 0.500 06/17/2025	70,000.000	95.3590	66,751.30	69,954.40	-3,203.10	0.1	350.00	0.52
F N M A - 3135G06G3 0.500 11/07/2025	65,000.000	93.8090	60,975.85	64,767.30	-3,791.45	0.0	325.00	0.53
F N M A - 3135G0X24 1.625 01/07/2025	65,000.000	97.8760	63,619.40	66,319.45	-2,700.05	0.1	1,056.25	1.66
F N M A - 3135G0W66 1.625 10/15/2024	70,000.000	98.6360	69,045.20	69,880.30	-835.10	0.1	1,137.50	1.65
F N M A Deb - 3135G03U5 0.625 04/22/2025	65,000.000	96.0470	62,430.55	64,866.10	-2,435.55	0.0	406.25	0.65
Federal Farm Credit Bks - 3133EMF98 0.650 06/09/2025	4,000,000.000	95.4020	3,816,080.00	4,000,000.00	-183,920.00	3.0	26,000.00	0.68
Federal Farm Credit Bks - 3133EML67 0.800 06/22/2026	5,000,000.000	91.9080	4,595,400.00	4,977,500.00	-382,100.00	3.7	40,000.00	0.87
Federal Farm Credit Bks - 3133ENPG9 1.750 02/14/2025	220,000.000	97.6530	214,836.60	209,231.00	5,605.60	0.2	3,850.00	1.79
Federal Farm Credit Bks - 3133EN7J3 3.875 02/02/2026	210,000.000	98.2950	206,419.50	209,202.00	-2,782.50	0.2	8,137.50	3.94



CITY OF MENIFEE  
ACCOUNT NUMBER: 6736302020

Page 9 of 51  
May 1, 2024 to May 31, 2024

**ASSET DETAIL (continued)**

**Security Description**

	<b>Shares/Face Amt</b>	<b>Price</b>	<b>Market Value</b>	<b>Tax Cost</b>	<b>Unrealized Gain/Loss</b>	<b>Percent of Total Portfolio</b>	<b>Estimated Annual Income</b>	<b>Estimated Current Yield</b>
Federal Farm Credit Bks - 3133EPGW9 3.875 04/25/2028	150,000.000	97.4550	146,182.50	150,753.00	-4,570.50	0.1	5,812.50	3.98
Federal Farm Credit Bks - 3133EPSK2 4.250 08/07/2028	75,000.000	98.9070	74,180.25	74,100.00	80.25	0.1	3,187.50	4.30
Federal Farm Credit Bks - 3133EPN50 4.250 12/15/2028	270,000.000	98.9020	267,035.40	272,999.70	-5,964.30	0.2	11,475.00	4.30
Federal Farm Credit Bks - 3133ERAK7 4.375 04/10/2029	700,000.000	99.4140	695,898.00	689,017.00	6,881.00	0.6	30,625.00	4.40
Federal Farm Credit Bks - 3133EP6K6 4.500 03/26/2027	700,000.000	99.3690	695,583.00	693,700.00	1,883.00	0.6	31,500.00	4.53
Federal Farm Credit Bks - 3133EPWK7 4.500 09/22/2028	95,000.000	99.6700	94,686.50	93,915.10	771.40	0.1	4,275.00	4.51
Federal Farm Credit Bks - 3133ERDH1 4.750 04/30/2029	700,000.000	100.7990	705,593.00	706,132.00	-539.00	0.6	33,250.00	4.71
Federal Home Loan Bks - 3130AMST0 0.625 03/24/2025	5,000,000.000	96.3610	4,818,050.00	5,000,000.00	-181,950.00	3.8	31,250.00	0.65
Federal Home Loan Bks - 3130AMQ54 0.700 09/16/2025	4,000,000.000	94.6270	3,785,080.00	4,000,000.00	-214,920.00	3.0	28,000.00	0.74
Federal Home Loan Bks - 3130AMX31 0.750 06/30/2025	5,000,000.000	95.6240	4,781,200.00	5,000,000.00	-218,800.00	3.8	37,500.00	0.78

CITY OF MENIFEE  
ACCOUNT NUMBER: 6736302020Page 10 of 51  
May 1, 2024 to May 31, 2024**ASSET DETAIL (continued)****Security Description**

	<b>Shares/Face Amt</b>	<b>Price</b>	<b>Market Value</b>	<b>Tax Cost</b>	<b>Unrealized Gain/Loss</b>	<b>Percent of Total Portfolio</b>	<b>Estimated Annual Income</b>	<b>Estimated Current Yield</b>
Federal Home Loan Bks - 3130AMM33 0.875 07/16/2026	5,000,000.000	92.2120	4,610,600.00	5,000,000.00	-389,400.00	3.7	43,750.00	0.95
Federal Home Loan Bks - 3130AMT28 1.000 06/30/2026	5,000,000.000	92.3190	4,615,950.00	5,000,000.00	-384,050.00	3.7	50,000.00	1.08
Federal Home Loan Bks - 3130AMWZ1 1.050 06/30/2026	5,000,000.000	92.4170	4,620,850.00	5,000,000.00	-379,150.00	3.7	52,500.00	1.14
Federal Home Loan Bks - 3130A4CH3 2.375 03/14/2025	35,000.000	97.8680	34,253.80	37,003.05	-2,749.25	0.0	831.25	2.43
Federal Home Loan Bks - 3130ATUS4 4.250 12/10/2027	200,000.000	98.5910	197,182.00	204,274.00	-7,092.00	0.2	8,500.00	4.31
Federal Home Loan Bks - 3130AWTR1 4.375 09/08/2028	225,000.000	99.4190	223,692.75	223,860.00	-167.25	0.2	9,843.75	4.40
Federal Home Loan Bks - 3130AVBD3 4.500 03/09/2029	700,000.000	99.6330	697,431.00	693,525.00	3,906.00	0.6	31,500.00	4.52
Federal Home Loan Bks - 3130ATS57 4.500 03/10/2028	190,000.000	99.9700	189,943.00	196,165.50	-6,222.50	0.2	8,550.00	4.50
Federal Home Loan Bks - 3130ATUR6 4.625 12/13/2024	210,000.000	99.5860	209,130.60	210,808.50	-1,677.90	0.2	9,712.50	4.64
U S Treasury Bond - 912810FG8 5.250 02/15/2029	800,000.000	103.1990	825,592.00	821,031.25	4,560.75	0.7	42,000.00	5.09



CITY OF MENIFEE  
ACCOUNT NUMBER: 6736302020

Page 11 of 51  
May 1, 2024 to May 31, 2024

**ASSET DETAIL (continued)**

**Security Description**

	<b>Shares/Face Amt</b>	<b>Price</b>	<b>Market Value</b>	<b>Tax Cost</b>	<b>Unrealized Gain/Loss</b>	<b>Percent of Total Portfolio</b>	<b>Estimated Annual Income</b>	<b>Estimated Current Yield</b>
U S Treasury Note - 91282CAM3 0.250 09/30/2025	70,000.000	93.8790	65,715.30	68,476.95	-2,761.65	0.1	175.00	0.27
U S Treasury Note - 91282CAT8 0.250 10/31/2025	75,000.000	93.5350	70,151.25	73,986.33	-3,835.08	0.1	187.50	0.27
U S Treasury Note - 91282CAZ4 0.375 11/30/2025	70,000.000	93.3830	65,368.10	68,744.92	-3,376.82	0.1	262.50	0.40
U S Treasury Note - 912828ZF0 0.500 03/31/2025	5,000,000.000	96.2380	4,811,900.00	4,984,375.00	-172,475.00	3.8	25,000.00	0.52
U S Treasury Note - 91282CBT7 0.750 03/31/2026	4,000,000.000	92.8010	3,712,040.00	3,998,750.00	-286,710.00	3.0	30,000.00	0.81
U S Treasury Note - 91282CCZ2 0.875 09/30/2026	120,000.000	91.5080	109,809.60	118,806.25	-8,996.65	0.1	1,050.00	0.96
U S Treasury Note - 912828Z52 1.375 01/31/2025	3,000,000.000	97.4900	2,924,700.00	3,091,875.00	-167,175.00	2.3	41,250.00	1.41
U S Treasury Note - 912828YM6 1.500 10/31/2024	3,000,000.000	98.4660	2,953,980.00	3,111,562.50	-157,582.50	2.3	45,000.00	1.52
U S Treasury Note - 912828YQ7 1.625 10/31/2026	200,000.000	92.9100	185,820.00	184,765.63	1,054.37	0.1	3,250.00	1.75
U S Treasury Note - 912828K74 2.000 08/15/2025	3,000,000.000	96.4060	2,892,180.00	3,175,312.50	-283,132.50	2.3	60,000.00	2.07



CITY OF MENIFEE  
ACCOUNT NUMBER: 6736302020

Page 12 of 51  
May 1, 2024 to May 31, 2024

### ASSET DETAIL (continued)

Security Description	Shares/Face Amt	Price	Market Value	Tax Cost	Unrealized Gain/Loss	Percent of Total Portfolio	Estimated Annual Income	Estimated Current Yield
U S Treasury Note - 912828U24 2.000 11/15/2026	870,000.000	93.6800	815,016.00	812,147.27	2,868.73	0.6	17,400.00	2.13
U S Treasury Note - 912828V98 2.250 02/15/2027	800,000.000	93.8320	750,656.00	748,375.00	2,281.00	0.6	18,000.00	2.40
U S Treasury Note - 912828M56 2.250 11/15/2025	2,000,000.000	96.1170	1,922,340.00	2,140,625.00	-218,285.00	1.5	45,000.00	2.34
U S Treasury Note - 9128286F2 2.500 02/28/2026	800,000.000	95.9410	767,528.00	765,630.86	1,897.14	0.6	20,000.00	2.61
U S Treasury Note - 9128286A3 2.625 01/31/2026	800,000.000	96.2540	770,032.00	767,375.00	2,657.00	0.6	21,000.00	2.73
U S Treasury Note - 912828XZ8 2.750 06/30/2025	800,000.000	97.5090	780,072.00	778,218.75	1,853.25	0.6	22,000.00	2.82
U S Treasury Note - 91282CFB2 2.750 07/31/2027	815,000.000	94.4530	769,791.95	765,901.95	3,890.00	0.6	22,412.50	2.91
U S Treasury Note - 9128284R8 2.875 05/31/2025	800,000.000	97.7610	782,088.00	780,218.75	1,869.25	0.6	23,000.00	2.94
U S Treasury Note - 91282CFH9 3.125 08/31/2027	830,000.000	95.4610	792,326.30	791,964.07	362.23	0.6	25,937.50	3.27
U S Treasury Note - 9128285M8 3.125 11/15/2028	150,000.000	94.3360	141,504.00	143,970.70	-2,466.70	0.1	4,687.50	3.31





CITY OF MENIFEE  
ACCOUNT NUMBER: 6736302020

Page 13 of 51  
May 1, 2024 to May 31, 2024

### ASSET DETAIL (continued)

#### Security Description

Shares/Face Amt	Price	Market Value	Tax Cost	Unrealized Gain/Loss	Percent of Total Portfolio	Estimated Annual Income	Estimated Current Yield
U S Treasury Note - 91282CEW7 3.250 06/30/2027							
815,000.000	96.0230	782,587.45	786,333.79	-3,746.34	0.6	26,487.50	3.38
U S Treasury Note - 91282CHA2 3.500 04/30/2028							
815,000.000	96.1720	783,801.80	784,646.88	-845.08	0.6	28,525.00	3.64
U S Treasury Note - 91282CHB0 3.625 05/15/2026							
800,000.000	97.6720	781,376.00	780,187.50	1,188.50	0.6	29,000.00	3.71
U S Treasury Note - 91282CHE4 3.625 05/31/2028							
815,000.000	96.5860	787,175.90	787,623.25	-447.35	0.6	29,543.75	3.75
U S Treasury Note - 91282CJR3 3.750 12/31/2028							
890,000.000	96.7890	861,422.10	858,566.41	2,855.69	0.7	33,375.00	3.87
U S Treasury Note - 91282CGC9 3.875 12/31/2027							
850,000.000	97.6060	829,651.00	824,931.64	4,719.36	0.7	32,937.50	3.97
U S Treasury Note - 91282CJT9 4.000 01/15/2027							
800,000.000	98.2150	785,720.00	782,968.75	2,751.25	0.6	32,000.00	4.07
U S Treasury Note - 91282CJW2 4.000 01/31/2029							
825,000.000	97.8090	806,924.25	802,336.91	4,587.34	0.6	33,000.00	4.09
U S Treasury Note - 91282CGA3 4.000 12/15/2025							
820,000.000	98.5000	807,700.00	810,386.72	-2,686.72	0.6	32,800.00	4.06
U S Treasury Note - 91282CKG5 4.125 03/31/2029							
800,000.000	98.3050	786,440.00	780,781.25	5,658.75	0.6	33,000.00	4.20



CITY OF MENIFEE  
ACCOUNT NUMBER: 6736302020

Page 14 of 51  
May 1, 2024 to May 31, 2024

### ASSET DETAIL (continued)

#### Security Description

Shares/Face Amt	Price	Market Value	Tax Cost	Unrealized Gain/Loss	Percent of Total Portfolio	Estimated Annual Income	Estimated Current Yield
U S Treasury Note - 91282CHH7 4.125 06/15/2026							
800,000.000	98.5820	788,656.00	786,781.25	1,874.75	0.6	33,000.00	4.18
U S Treasury Note - 91282CHQ7 4.125 07/31/2028							
790,000.000	98.3630	777,067.70	773,639.07	3,428.63	0.6	32,587.50	4.19
U S Treasury Note - 91282CFM8 4.125 09/30/2027							
800,000.000	98.4490	787,592.00	790,265.63	-2,673.63	0.6	33,000.00	4.19
U S Treasury Note - 91282CFU0 4.125 10/31/2027							
850,000.000	98.4100	836,485.00	838,468.75	-1,983.75	0.7	35,062.50	4.19
U S Treasury Note - 91282CJV4 4.250 01/31/2026							
800,000.000	98.8520	790,816.00	789,312.50	1,503.50	0.6	34,000.00	4.30
U S Treasury Note - 91282CKD2 4.250 02/28/2029							
850,000.000	98.8870	840,539.50	838,150.40	2,389.10	0.7	36,125.00	4.30
U S Treasury Note - 91282CFP1 4.250 10/15/2025							
850,000.000	98.9220	840,837.00	839,707.03	1,129.97	0.7	36,125.00	4.30
U S Treasury Note - 91282CJS1 4.250 12/31/2025							
850,000.000	98.8440	840,174.00	838,876.95	1,297.05	0.7	36,125.00	4.30
U S Treasury Note - 91282CHU8 4.375 08/15/2026							
800,000.000	99.0590	792,472.00	791,375.00	1,097.00	0.6	35,000.00	4.42
U S Treasury Note - 91282CHX2 4.375 08/31/2028							
800,000.000	99.3010	794,408.00	791,476.57	2,931.43	0.6	35,000.00	4.41



CITY OF MENIFEE  
ACCOUNT NUMBER: 6736302020

Page 15 of 51  
May 1, 2024 to May 31, 2024

### ASSET DETAIL (continued)

#### Security Description

Shares/Face Amt	Price	Market Value	Tax Cost	Unrealized Gain/Loss	Percent of Total Portfolio	Estimated Annual Income	Estimated Current Yield
U S Treasury Note - 91282CJN2 4.375 11/30/2028							
850,000.000	99.3630	844,585.50	839,308.59	5,276.91	0.7	37,187.50	4.40
U S Treasury Note - 91282CJP7 4.375 12/15/2026							
800,000.000	99.1130	792,904.00	790,250.00	2,654.00	0.6	35,000.00	4.41
U S Treasury Note - 91282CKH3 4.500 03/31/2026							
850,000.000	99.2770	843,854.50	842,828.13	1,026.37	0.7	38,250.00	4.53
U S Treasury Note - 91282CKJ9 4.500 04/15/2027							
800,000.000	99.5160	796,128.00	793,125.00	3,003.00	0.6	36,000.00	4.52
U S Treasury Note - 91282CHM6 4.500 07/15/2026							
850,000.000	99.3130	844,160.50	842,164.06	1,996.44	0.7	38,250.00	4.53
U S Treasury Note - 91282CKB6 4.625 02/28/2026							
800,000.000	99.4570	795,656.00	794,500.00	1,156.00	0.6	37,000.00	4.65
U S Treasury Note - 91282CKP5 4.625 04/30/2029							
800,000.000	100.4840	803,872.00	798,812.50	5,059.50	0.6	37,000.00	4.60
U S Treasury Note - 91282CHN4 4.750 07/31/2025							
800,000.000	99.5780	796,624.00	796,187.50	436.50	0.6	38,000.00	4.77
U S Treasury Note - 91282CKK6 4.875 04/30/2026							
800,000.000	99.9650	799,720.00	799,125.00	595.00	0.6	39,000.00	4.88
<b>Total US Government Issues</b>		<b>\$93,792,214.35</b>	<b>\$97,413,705.76</b>	<b>-\$3,621,491.41</b>	<b>74.6</b>	<b>\$2,067,094.27</b>	

CITY OF MENIFEE  
ACCOUNT NUMBER: 6736302020Page 16 of 51  
May 1, 2024 to May 31, 2024**ASSET DETAIL (continued)****Security Description**

	Shares/Face Amt	Price	Market Value	Tax Cost	Unrealized Gain/Loss	Percent of Total Portfolio	Estimated Annual Income	Estimated Current Yield
<b>Corporate Issues</b>								
Ace Ina Holding - 00440EAS6 3.150 03/15/2025	50,000.000	98.2100	49,105.00	51,448.00	-2,343.00	0.0	1,575.00	3.21
Amazon Com Inc - 023135BX3 1.000 05/12/2026	60,000.000	92.6090	55,565.40	59,740.80	-4,175.40	0.0	600.00	1.08
American Honda Fin Corp - 02665WED9 Medium Term Note 4.700 01/12/2028	130,000.000	98.9200	128,596.00	131,033.50	-2,437.50	0.1	6,110.00	4.75
American Honda Finance - 02665WFD8 Medium Term Note 4.900 03/12/2027	600,000.000	99.4680	596,808.00	595,380.00	1,428.00	0.5	29,400.00	4.93
American Honda Finance - 02665WFE6 Medium Term Note 4.900 03/13/2029	850,000.000	99.2130	843,310.50	843,616.50	-306.00	0.7	41,650.00	4.94
Apple Inc - 037833DN7 2.050 09/11/2026	25,000.000	93.7440	23,436.00	25,621.00	-2,185.00	0.0	512.50	2.19
Apple Inc - 037833BY5 3.250 02/23/2026	100,000.000	97.1020	97,102.00	96,949.00	153.00	0.1	3,250.00	3.35
Bank Amer Corp Sr - 06051GJD2 Medium Term Note 1.319 06/19/2026	40,000.000	95.5030	38,201.20	40,105.60	-1,904.40	0.0	527.60	1.38
Bank America Corp - 06051GLE7 Medium Term Note 5.080 01/20/2027	30,000.000	99.2820	29,784.60	30,000.00	-215.40	0.0	1,524.00	5.12



CITY OF MENIFEE  
ACCOUNT NUMBER: 6736302020

Page 17 of 51  
May 1, 2024 to May 31, 2024

### ASSET DETAIL (continued)

Security Description	Shares/Face Amt	Price	Market Value	Tax Cost	Unrealized Gain/Loss	Percent of Total Portfolio	Estimated Annual Income	Estimated Current Yield
Bank New York Mellon Corp - 06406RBQ9 Medium Term Note 4.947 04/26/2027	700,000.000	99.2070	694,449.00	694,316.00	133.00	0.6	34,629.00	4.99
Bank Of America Corp - 06051GHT9 Medium Term Note 3.559 04/23/2027	375,000.000	96.4700	361,762.50	360,118.45	1,644.05	0.3	13,346.25	3.69
Bank Of America Corp - 06051GGF0 Medium Term Note 3.824 01/20/2028	75,000.000	96.1380	72,103.50	71,563.50	540.00	0.1	2,868.00	3.98
Bank Of America Corp - 06051GHG7 Medium Term Note 3.970 03/05/2029	1,050,000.000	95.2350	999,967.50	992,729.50	7,238.00	0.8	41,685.00	4.17
Berkshire Hathaway Fin - 084664CZ2 2.300 03/15/2027	45,000.000	93.5830	42,112.35	44,991.45	-2,879.10	0.0	1,035.00	2.46
Bmw Veh Owner Tr - 05602RAD3 A B S Ser 2022 A CI A 3 08/25/2026 Var	10,188.250	98.4560	10,030.94	10,187.72	-156.78	0.0	327.04	3.26
Bmw Vehicle Lease - 05593AAC3 A B S Ser 2023 1 CI A 3 5.160 11/25/2025	109,129.000	99.7900	108,899.83	109,326.40	-426.57	0.1	5,631.06	5.17
Caterpillar Finl Service - 14913Q3B3 Medium Term Note 2.150 11/08/2024	45,000.000	98.5500	44,347.50	45,481.50	-1,134.00	0.0	967.50	2.18

CITY OF MENIFEE  
ACCOUNT NUMBER: 6736302020Page 18 of 51  
May 1, 2024 to May 31, 2024**ASSET DETAIL (continued)****Security Description**

	<b>Shares/Face Amt</b>	<b>Price</b>	<b>Market Value</b>	<b>Tax Cost</b>	<b>Unrealized Gain/Loss</b>	<b>Percent of Total Portfolio</b>	<b>Estimated Annual Income</b>	<b>Estimated Current Yield</b>
Caterpillar Finl Svcs - 14913R3B1 Medium Term Note 4.800 01/06/2026	80,000.000	99.4820	79,585.60	79,988.80	-403.20	0.1	3,840.00	4.82
Caterpillar Finl Svcs - 14913UAJ9 Medium Term Note 4.850 02/27/2029	1,300,000.000	99.6680	1,295,684.00	1,290,499.00	5,185.00	1.0	63,050.00	4.87
Charles Schwab Corp - 808513BY0 2.450 03/03/2027	25,000.000	92.9170	23,229.25	24,991.70	-1,762.45	0.0	612.50	2.64
Charles Schwab Corp - 808513AU9 3.200 01/25/2028	85,000.000	93.6380	79,592.30	80,783.15	-1,190.85	0.1	2,720.00	3.42
Cisco Sys Inc - 17275RBQ4 4.800 02/26/2027	700,000.000	99.6960	697,872.00	694,694.00	3,178.00	0.6	33,600.00	4.81
Costco Wholesale Corp - 22160KAM7 3.000 05/18/2027	20,000.000	95.4730	19,094.60	19,535.80	-441.20	0.0	600.00	3.14
Deere John Capital Corp - 24422EWJ4 Medium Term Note 4.050 09/08/2025	70,000.000	98.5820	69,007.40	69,267.10	-259.70	0.1	2,835.00	4.11
Duke Energy Carolinas - 26442CAS3 2.950 12/01/2026	35,000.000	94.9390	33,228.65	36,755.95	-3,527.30	0.0	1,032.50	3.11
Gm Fin Cons Auto Rec - 380146AC4 A B S Ser 2022 1 CI A3 1.260 11/16/2026	5,865.530	97.8350	5,738.54	5,865.01	-126.47	0.0	73.91	1.29

CITY OF MENIFEE  
ACCOUNT NUMBER: 6736302020Page 19 of 51  
May 1, 2024 to May 31, 2024

## ASSET DETAIL (continued)

Security Description	Shares/Face Amt	Price	Market Value	Tax Cost	Unrealized Gain/Loss	Percent of Total Portfolio	Estimated Annual Income	Estimated Current Yield
Gm Fin Cons Auto Rec Tr - 362554AC1 A B S Ser 2021 4 Cl A 3 0.680 09/16/2026	4,922.800	97.4760	4,798.55	4,922.66	-124.11	0.0	33.48	0.70
Home Depot Inc - 437076CW0 4.900 04/15/2029	750,000.000	99.7800	748,350.00	742,725.00	5,625.00	0.6	36,750.00	4.91
Honda Auto Rec Owner - 437930AC4 A B S Ser 2024 2 Cl A 3 5.270 11/20/2028	210,000.000	99.9340	209,861.40	209,974.48	-113.08	0.2	11,067.00	5.27
Honda Auto Rec Ownr Tr - 43815BAC4 A B S Ser 2022 1 Cl A 3 1.880 05/15/2026	64,229.200	97.8980	62,879.10	61,782.91	1,096.19	0.0	1,207.51	1.92
Honda Auto Rec Ownr Tr 2021 4 - 43815GAC3 A B S Ser 2021 4 Cl A3 01/21/2026 Var	4,464.090	97.8330	4,367.35	4,463.14	-95.79	0.0	39.28	0.90
Honda Auto Receivables - 43813GAC5 A B S Ser 2021 1 Cl A3 0.270 04/21/2025	40.260	99.6930	40.14	40.26	-0.12	0.0	0.11	0.27
Honeywell International - 438516BL9 2.500 11/01/2026	140,000.000	94.3690	132,116.60	131,150.60	966.00	0.1	3,500.00	2.65
Hyundai Auto Rec Tr - 44935FAD6 A B S Ser 2021 C Cl A3 0.740 05/15/2026	8,555.820	98.1190	8,394.89	8,433.20	-38.31	0.0	63.31	0.75
Hyundai Auto Rec Tr - 448977AD0 A B S Ser 2022 A Cl A3 10/15/2026 Var	17,130.210	98.0740	16,800.28	17,129.55	-329.27	0.0	380.29	2.26

CITY OF MENIFEE  
ACCOUNT NUMBER: 6736302020Page 20 of 51  
May 1, 2024 to May 31, 2024**ASSET DETAIL (continued)****Security Description**

	<b>Shares/Face Amt</b>	<b>Price</b>	<b>Market Value</b>	<b>Tax Cost</b>	<b>Unrealized Gain/Loss</b>	<b>Percent of Total Portfolio</b>	<b>Estimated Annual Income</b>	<b>Estimated Current Yield</b>
John Deere Capital Corporation - 24422EXH7 Medium Term Note 4.500 01/16/2029	1,550,000.000	98.0040	1,519,062.00	1,509,761.00	9,301.00	1.2	69,750.00	4.59
John Deere Own - 47789QAC4 A B S Ser 2021 B CI A 3 03/16/2026 Var	5,015.050	97.9480	4,912.14	5,014.60	-102.46	0.0	26.08	0.53
John Deere Owner - 47800BAC2 A B S Ser 2022 C CI A 3 5.090 06/15/2027	25,000.000	99.5850	24,896.25	24,998.06	-101.81	0.0	1,272.50	5.11
John Deere Owner Tr - 47787JAC2 A B S Ser 2022 CI A 3 09/15/2026 Var	5,928.740	98.1090	5,816.63	5,927.43	-110.80	0.0	137.55	2.36
John Deere Owner Trust - 47800CAC0 A B S Ser 2023 A CI A3 5.010 11/15/2027	20,000.000	99.4170	19,883.40	19,996.36	-112.96	0.0	1,002.00	5.04
John Deere Ownr Tr - 47800AAC4 A B S Ser 2022 B CI A3 02/16/2027 Var	13,950.550	98.5530	13,748.69	13,949.22	-200.53	0.0	521.75	3.79
Jpmorgan Chase Co - 46625HRY8 02/01/2028 Var	70,000.000	96.0480	67,233.60	67,053.70	179.90	0.1	2,647.40	3.94
Jpmorgan Chase Co - 46647PCH7 0.824 06/01/2025	40,000.000	100.0000	40,000.00	40,048.60	-48.60	0.0	329.60	0.82
Jpmorgan Chase Co - 46647PCK0 0.969 06/23/2025	20,000.000	99.6890	19,937.80	20,015.45	-77.65	0.0	193.80	0.97





CITY OF MENIFEE  
ACCOUNT NUMBER: 6736302020

Page 21 of 51  
May 1, 2024 to May 31, 2024

### ASSET DETAIL (continued)

#### Security Description

Shares/Face Amt	Price	Market Value	Tax Cost	Unrealized Gain/Loss	Percent of Total Portfolio	Estimated Annual Income	Estimated Current Yield
Jpmorgan Chase Co - 46647PBK1 2.083 04/22/2026							
12,000.000	96.8590	11,623.08	12,447.96	-824.88	0.0	249.96	2.15
Jpmorgan Chase Co - 46647PAM8 3.509 01/23/2029							
1,250,000.000	94.1140	1,176,425.00	1,169,226.50	7,198.50	0.9	43,862.50	3.73
Jpmorgan Chase Co - 46647PBA3 3.960 01/29/2027							
400,000.000	97.5060	390,024.00	388,284.00	1,740.00	0.3	15,840.00	4.06
Mastercard Inc - 57636QAN4 2.000 03/03/2025							
35,000.000	97.5800	34,153.00	36,067.15	-1,914.15	0.0	700.00	2.05
Mercedes Benz Auto - 58770AAC7 A B S Ser 2023 1 CI A3 4.510 11/15/2027							
35,000.000	98.9300	34,625.50	34,995.80	-370.30	0.0	1,578.50	4.56
Merck Co Inc - 58933YBH7 4.050 05/17/2028							
130,000.000	97.4510	126,686.30	130,394.70	-3,708.40	0.1	5,265.00	4.16
Microsoft Corp - 594918BJ2 3.125 11/03/2025							
125,000.000	97.3300	121,662.50	120,882.50	780.00	0.1	3,906.25	3.21
Morgan Stanley - 61747YEZ4 Medium Term Note 5.050 01/28/2027							
750,000.000	99.2960	744,720.00	744,262.05	457.95	0.6	37,875.00	5.09
Morgan Stanley - 61747YFD2 Medium Term Note 5.164 04/20/2029							
800,000.000	99.3260	794,608.00	794,520.00	88.00	0.6	41,312.00	5.20

CITY OF MENIFEE  
ACCOUNT NUMBER: 6736302020Page 22 of 51  
May 1, 2024 to May 31, 2024**ASSET DETAIL (continued)****Security Description**

	<b>Shares/Face Amt</b>	<b>Price</b>	<b>Market Value</b>	<b>Tax Cost</b>	<b>Unrealized Gain/Loss</b>	<b>Percent of Total Portfolio</b>	<b>Estimated Annual Income</b>	<b>Estimated Current Yield</b>
Morgan Stanley Fr - 6174468Q5 Medium Term Note 2.188 04/28/2026	35,000.000	96.8850	33,909.75	33,013.20	896.55	0.0	765.80	2.26
National Rural Utils Coop Fin - 63743HFE7 Medium Term Note 3.450 06/15/2025	10,000.000	97.8850	9,788.50	9,997.30	-208.80	0.0	345.00	3.52
National Rural Utils Corp Fin - 63743HFH0 Medium Term Note 4.450 03/13/2026	70,000.000	98.6920	69,084.40	69,950.30	-865.90	0.1	3,115.00	4.51
Northern Tr Corp Sr Nt - 665859AW4 4.000 05/10/2027	15,000.000	97.2950	14,594.25	14,975.70	-381.45	0.0	600.00	4.11
Paccar Financial Corp - 69371RR73 Medium Term Note 2.850 04/07/2025	35,000.000	97.8720	34,255.20	34,990.90	-735.70	0.0	997.50	2.91
Paccar Financial Corp - 69371RS31 Medium Term Note 4.600 01/10/2028	100,000.000	98.9960	98,996.00	99,515.00	-519.00	0.1	4,600.00	4.65
Paccar Financial Corp - 69371RS80 Medium Term Note 4.600 01/31/2029	1,500,000.000	98.6370	1,479,555.00	1,468,515.00	11,040.00	1.2	69,000.00	4.66
Pepsico Inc - 713448CT3 2.750 04/30/2025	130,000.000	97.7550	127,081.50	124,989.80	2,091.70	0.1	3,575.00	2.81
Pnc Financial Services - 693475BL8 4.758 01/26/2027	135,000.000	98.7450	133,305.75	134,947.35	-1,641.60	0.1	6,423.30	4.82



CITY OF MENIFEE  
ACCOUNT NUMBER: 6736302020

Page 23 of 51  
May 1, 2024 to May 31, 2024

### ASSET DETAIL (continued)

Security Description	Shares/Face Amt	Price	Market Value	Tax Cost	Unrealized Gain/Loss	Percent of Total Portfolio	Estimated Annual Income	Estimated Current Yield
Prologis L P - 74340XCG4 4.875 06/15/2028	1,600,000.000	99.2290	1,587,664.00	1,577,232.00	10,432.00	1.3	78,000.00	4.91
Public Service Electric - 74456QBX3 Medium Term Note 3.650 09/01/2028	800,000.000	94.7910	758,328.00	752,432.00	5,896.00	0.6	29,200.00	3.85
Reality Income Corp - 756109AV6 3.875 04/15/2025	20,000.000	98.5640	19,712.80	19,714.00	-1.20	0.0	775.00	3.93
Realty Income Corp - 756109BG8 3.950 08/15/2027	100,000.000	96.3110	96,311.00	97,097.00	-786.00	0.1	3,950.00	4.10
Realty Income Corp Sr - 756109CF9 4.750 02/15/2029	1,450,000.000	97.7800	1,417,810.00	1,410,895.00	6,915.00	1.1	68,875.00	4.86
Salesforce Com Inc - 79466LAG9 0.625 07/15/2024	40,000.000	99.4230	39,769.20	39,628.55	140.65	0.0	250.00	0.63
Simon Property Group LP - 828807DE4 3.375 12/01/2027	800,000.000	94.4760	755,808.00	749,536.00	6,272.00	0.6	30,000.00	3.97
State Str Corp Sr Nt - 857477CL5 4.993 03/18/2027	125,000.000	99.8110	124,763.75	125,000.00	-236.25	0.1	6,241.25	5.00
Target Corp - 87612EBM7 1.950 01/15/2027	20,000.000	93.0090	18,601.80	19,966.00	-1,364.20	0.0	390.00	2.10
Toronto Dominion Bank - 89115A2C5 Medium Term Note 4.108 06/08/2027	40,000.000	96.8930	38,757.20	39,866.00	-1,108.80	0.0	1,643.20	4.24



CITY OF MENIFEE  
ACCOUNT NUMBER: 6736302020

Page 24 of 51  
May 1, 2024 to May 31, 2024

### ASSET DETAIL (continued)

#### Security Description

Shares/Face Amt	Price	Market Value	Tax Cost	Unrealized Gain/Loss	Percent of Total Portfolio	Estimated Annual Income	Estimated Current Yield
Toyota Auto Rec Own Tr - 89238JAC9 A B S Ser 2021 D Cl A 3 04/15/2026 Var							
34,665.520	97.8370	33,915.70	32,646.53	1,269.17	0.0	246.13	0.73
Toyota Auto Rec Own Tr - 89231CAD9 A B S Ser 2022 C Cl A 3 3.760 04/15/2027							
25,000.000	98.4580	24,614.50	24,583.98	30.52	0.0	940.00	3.82
Toyota Auto Recv Tr - 89240BAC2 A B S Ser 2021 A Cl A3 0.260 05/15/2025							
281.180	99.9510	281.04	281.13	-0.09	0.0	0.73	0.26
Toyota Mtr Cr Corp - 89236TJK2 Medium Term Note 1.125 06/18/2026							
40,000.000	92.2300	36,892.00	39,982.40	-3,090.40	0.0	450.00	1.22
Toyota Mtr Cr Corp - 89236TJT3 Medium Term Note 1.450 01/13/2025							
30,000.000	97.5420	29,262.60	29,959.80	-697.20	0.0	435.00	1.49
Toyota Mtr Cr Corp - 89236TKQ7 Medium Term Note 4.625 01/12/2028							
80,000.000	98.8490	79,079.20	79,947.20	-868.00	0.1	3,700.00	4.68
Toyota Mtr Cr Corp - 89236TLB9 Medium Term Note 5.250 09/11/2028							
1,450,000.000	100.8800	1,462,760.00	1,455,605.50	7,154.50	1.2	76,125.00	5.20
Truist Finl Corp - 89788MAA0 Medium Term Note 1.200 08/05/2025							
30,000.000	95.0000	28,500.00	29,341.20	-841.20	0.0	360.00	1.26



CITY OF MENIFEE  
ACCOUNT NUMBER: 6736302020

Page 25 of 51  
May 1, 2024 to May 31, 2024

### ASSET DETAIL (continued)

#### Security Description

	Shares/Face Amt	Price	Market Value	Tax Cost	Unrealized Gain/Loss	Percent of Total Portfolio	Estimated Annual Income	Estimated Current Yield
Unitedhealth Group Inc - 91324PEC2 1.150 05/15/2026	40,000.000	92.6260	37,050.40	39,563.60	-2,513.20	0.0	460.00	1.24
Unitedhealth Group Inc - 91324PEU2 4.250 01/15/2029	850,000.000	96.8040	822,834.00	822,681.00	153.00	0.7	36,125.00	4.39
Unitedhealth Group Inc - 91324PEP3 5.250 02/15/2028	700,000.000	100.9990	706,993.00	702,464.00	4,529.00	0.6	36,750.00	5.20
US Bancorp - 91159HJK7 Medium Term Note 4.653 02/01/2029	1,600,000.000	97.4820	1,559,712.00	1,550,764.50	8,947.50	1.2	74,448.00	4.77
Walmart Inc - 931142ER0 1.050 09/17/2026	10,000.000	91.7910	9,179.10	9,981.10	-802.00	0.0	105.00	1.14
<b>Total Corporate Issues</b>			<b>\$24,525,410.00</b>	<b>\$24,463,519.35</b>	<b>\$61,890.65</b>	<b>19.5</b>	<b>\$1,112,403.64</b>	

#### Foreign Issues

Bank Montreal Que - 06368D3S1 Medium Term Note 3.700 06/07/2025	75,000.000	98.1700	73,627.50	73,120.50	507.00	0.1	2,775.00	3.77
Bank Of Montreal - 06368FAC3 Medium Term Note 1.250 09/15/2026	40,000.000	91.2870	36,514.80	39,951.60	-3,436.80	0.0	500.00	1.37
Inter American Devel Bk - 4581X0DC9 3.125 09/18/2028	120,000.000	94.0320	112,838.40	112,706.40	132.00	0.1	3,750.00	3.32



CITY OF MENIFEE  
ACCOUNT NUMBER: 6736302020

Page 26 of 51  
May 1, 2024 to May 31, 2024

### ASSET DETAIL (continued)

Security Description	Shares/Face Amt	Price	Market Value	Tax Cost	Unrealized Gain/Loss	Percent of Total Portfolio	Estimated Annual Income	Estimated Current Yield
Inter American Devel Bk - 4581X0DV7 Medium Term Note 0.875 04/20/2026	75,000.000	92.7000	69,525.00	74,656.50	-5,131.50	0.1	656.25	0.94
Inter American Devel Bk - 4581X0EN4 Medium Term Note 4.125 02/15/2029	135,000.000	97.9070	132,174.45	133,801.20	-1,626.75	0.1	5,568.75	4.21
International Bank M T N - 459058JL8 0.500 10/28/2025	75,000.000	93.7800	70,335.00	74,670.05	-4,335.05	0.1	375.00	0.53
International Finance Corp - 45950KDD9 Medium Term Note 4.500 07/13/2028	100,000.000	99.4020	99,402.00	99,889.00	-487.00	0.1	4,500.00	4.53
Royal Bank Of Canada - 78013XZU5 Medium Term Note 2.550 7/16/2024	40,000.000	99.6400	39,856.00	40,598.00	-742.00	0.0	1,020.00	2.56
Royal Bk Cda - 78016EZ59 Medium Term Note 3.375 04/14/2025	20,000.000	98.1600	19,632.00	19,992.60	-360.60	0.0	675.00	3.44
Royal Bk Cda - 78016FZW7 Medium Term Note 4.900 01/12/2028	80,000.000	99.0740	79,259.20	79,957.60	-698.40	0.1	3,920.00	4.95
Royal Bk Cda - 78016HZV5 Medium Term Note 4.950 02/01/2029	1,550,000.000	99.1330	1,536,561.50	1,530,273.50	6,288.00	1.2	76,725.00	4.99



CITY OF MENIFEE  
ACCOUNT NUMBER: 6736302020

Page 27 of 51  
May 1, 2024 to May 31, 2024

### ASSET DETAIL (continued)

#### Security Description

Shares/Face Amt	Price	Market Value	Tax Cost	Unrealized Gain/Loss	Percent of Total Portfolio	Estimated Annual Income	Estimated Current Yield
Toronto Dominion Bank - 89115A2K7 Medium Term Note 5.103 01/09/2026							
80,000.000	99.6400	79,712.00	79,890.40	-178.40	0.1	4,082.40	5.12
Toronto Dominion Bank - 89115A2U5 Medium Term Note 5.523 07/17/2028							
1,400,000.000	100.8870	1,412,418.00	1,406,219.50	6,198.50	1.1	77,322.00	5.47
<b>Total Foreign Issues</b>		<b>\$3,761,855.85</b>	<b>\$3,765,726.85</b>	<b>-\$3,871.00</b>	<b>3.0</b>	<b>\$181,869.40</b>	
<b>Total Taxable Bonds</b>		<b>\$122,079,480.20</b>	<b>\$125,642,951.96</b>	<b>-\$3,563,471.76</b>	<b>97.1</b>	<b>\$3,361,367.31</b>	
<b>Total Assets</b>		<b>\$125,785,762.04</b>	<b>\$129,349,233.80</b>	<b>-\$3,563,471.76</b>	<b>100.0</b>	<b>\$3,553,753.40</b>	
<b>Estimated Current Yield</b>							<b>2.82</b>

### ASSET DETAIL MESSAGES

Time of trade execution and trading party (if not disclosed) will be provided upon request.

Publicly traded assets are valued in accordance with market quotations or valuation methodologies from financial industry services believed by us to be reliable. Assets that are not publicly traded may be reflected at values from other external sources. Assets for which a current value is not available may be reflected at a previous value or as not valued, at par value, or at a nominal value. Values shown do not necessarily reflect prices at which assets could be bought or sold. Values are updated based on internal policy and may be updated less frequently than statement generation.

Estimated Current Yield and Estimated Annual Income are estimates provided for informational purposes only and should not be relied on for making investment, trading, or tax decisions. The estimates may not represent the actual value earned by your investments and they provide no guarantee of what your investments may earn in the future.

CITY OF MENIFEE  
ACCOUNT NUMBER: 6736302020Page 28 of 51  
May 1, 2024 to May 31, 2024

## TRANSACTION DETAIL

Date Posted	Activity	Description	Cash	Tax Cost
<b>Beginning Balance 05/01/2024</b>			<b>\$0.00</b>	<b>\$60,801,610.73</b>
05/01/24	Asset Income	Interest Earned On Honeywell 2.500% 11/01/26 0.0125 USD/\$1 Pv On 140,000 Par Value Due 5/1/24	1,750.00	
05/01/24	Asset Income	Interest Earned On Federated Hermes Govt Obligs Is Interest From 4/1/24 To 4/30/24	83,532.67	
05/03/24	Asset Income	Interest Earned On Microsoft Corp 3.125% 11/03/25 0.015625 USD/\$1 Pv On 125,000 Par Value Due 5/3/24	1,953.13	
05/07/24	Purchase Accrued Interest	Reversal-Paid Accrued Interest On Purchase F F C B Deb 4.500% 3/09/29 Income Debit 3,937.50 USD	3,937.50	
05/07/24	Purchase	Purchase-Rev -700,000 Par Value Of F F C B Deb 4.500% 3/09/29 Trade Date 4/23/24 Purchase-Rev Through Marketaxess Corp Purchase-Rev On The Marketaxess Corporation Reversal Of Trx 35790 Batch Zy001923 From 4/24/24 Reversal Posted By 113 Swift External Ref#: 8411403133547847 700,000 Par Value At 99.33 %	695,310.00	-695,310.00
05/07/24	Asset Income	Interest Earned On F N M A 0.500% 11/07/25 0.0025 USD/\$1 Pv On 65,000 Par Value Due 5/7/24	162.50	
05/08/24	Asset Income	Interest Earned On Caterpillar Finl Mtn 2.150% 11/08/24 0.01075 USD/\$1 Pv On 45,000 Par Value Due 5/8/24	483.75	
05/09/24	Purchase	Purchased 700,000 Par Value Of F F C B Deb 4.750% 4/30/29 Trade Date 5/8/24 Purchased Through Pershing LLC Purchased On The Marketaxess Corporation Swift External Ref#: 8412903133582938 700,000 Par Value At 100.876 %	-706,132.00	706,132.00





CITY OF MENIFEE  
ACCOUNT NUMBER: 6736302020

Page 29 of 51  
May 1, 2024 to May 31, 2024

### TRANSACTION DETAIL (continued)

Date Posted	Activity	Description	Cash	Tax Cost
05/09/24	Purchase Accrued Interest	Paid Accrued Interest On Purchase Of F F C B Deb 4.750% 4/30/29 Income Debit 831.25- USD	-831.25	
05/09/24	Sale	Matured 6,000,000 Par Value Of U S Treasury Bill 5/09/24 Trade Date 5/9/24 6,000,000 Par Value At 100 %	5,992,104.75	-5,992,104.75
05/09/24	Asset Income	Interest Earned On U S Treasury Bill 5/09/24 6,000,000 Par Value At 100 %	7,895.25	
05/10/24	Asset Income	Interest Earned On Northern Tr Corp Sr 4.000% 5/10/27 0.02 USD/\$1 Pv On 15,000 Par Value Due 5/10/24	300.00	
05/13/24	Asset Income	Interest Earned On Amazon Com Inc 1.000% 5/12/26 0.005 USD/\$1 Pv On 60,000 Par Value Due 5/12/24	300.00	
05/15/24	Asset Income	Interest Earned On Toyota Auto Recv 0.260% 5/15/25 \$0.00022/Pv On 1,354.32 Pv Due 5/15/24	0.29	
05/15/24	Sale	Paid Down 1,073.14 Par Value Of Toyota Auto Recv 0.260% 5/15/25 Trade Date 5/15/24	1,073.14	-1,072.94
05/15/24	Asset Income	Interest Earned On Honda Auto Rec Own 1.880% 5/15/26 \$0.00157/Pv On 69,702.77 Pv Due 5/15/24	109.20	
05/15/24	Sale	Paid Down 5,473.57 Par Value Of Honda Auto Rec Own 1.880% 5/15/26 Trade Date 5/15/24	5,473.57	-5,265.10
05/15/24	Asset Income	Interest Earned On Hyundai Auto Rec 2.220% 10/15/26 \$0.00185/Pv On 18,555.89 Pv Due 5/15/24	34.33	
05/15/24	Sale	Paid Down 1,425.68 Par Value Of Hyundai Auto Rec 2.220% 10/15/26 Trade Date 5/15/24	1,425.68	-1,425.63

CITY OF MENIFEE  
ACCOUNT NUMBER: 6736302020Page 30 of 51  
May 1, 2024 to May 31, 2024**TRANSACTION DETAIL (continued)**

<b>Date Posted</b>	<b>Activity</b>	<b>Description</b>	<b>Cash</b>	<b>Tax Cost</b>
05/15/24	Asset Income	Interest Earned On Hyundai Auto Rec Tr 0.740% 5/15/26 \$0.00062/Pv On 9,560.60 Pv Due 5/15/24	5.90	
05/15/24	Sale	Paid Down 1,004.78 Par Value Of Hyundai Auto Rec Tr 0.740% 5/15/26 Trade Date 5/15/24	1,004.78	-990.38
05/15/24	Asset Income	Interest Earned On John Deere Owner 2.320% 9/15/26 \$0.00193/Pv On 6,489.33 Pv Due 5/15/24	12.55	
05/15/24	Sale	Paid Down 560.59 Par Value Of John Deere Owner 2.320% 9/15/26 Trade Date 5/15/24	560.59	-560.47
05/15/24	Asset Income	Interest Earned On John Deere Own 0.520% 3/16/26 \$0.00043/Pv On 6,013.98 Pv Due 5/15/24	2.61	
05/15/24	Sale	Paid Down 998.93 Par Value Of John Deere Own 0.520% 3/16/26 Trade Date 5/15/24	998.93	-998.84
05/15/24	Asset Income	Interest Earned On John Deere Ownr Tr 3.740% 2/16/27 \$0.00312/Pv On 15,000.00 Pv Due 5/15/24	46.75	
05/15/24	Sale	Paid Down 1,049.45 Par Value Of John Deere Ownr Tr 3.740% 2/16/27 Trade Date 5/15/24	1,049.45	-1,049.35
05/15/24	Asset Income	Interest Earned On John Deere Owner 5.090% 6/15/27 \$0.00424/Pv On 25,000.00 Pv Due 5/15/24	106.04	
05/15/24	Asset Income	Interest Earned On John Deere Owner 5.010% 11/15/27 \$0.00418/Pv On 20,000.00 Pv Due 5/15/24	83.50	
05/15/24	Asset Income	Interest Earned On Mercedes Benz Auto 4.510% 11/15/27 \$0.00376/Pv On 35,000.00 Pv Due 5/15/24	131.54	



CITY OF MENIFEE  
ACCOUNT NUMBER: 6736302020

Page 31 of 51  
May 1, 2024 to May 31, 2024

**TRANSACTION DETAIL (continued)**

Date Posted	Activity	Description	Cash	Tax Cost
05/15/24	Asset Income	Interest Earned On Toyota Auto Rec 3.760% 4/15/27 \$0.00313/Pv On 25,000.00 Pv Due 5/15/24	78.33	
05/15/24	Asset Income	Interest Earned On Toyota Auto Rec 0.710% 4/15/26 \$0.00059/Pv On 38,245.31 Pv Due 5/15/24	22.63	
05/15/24	Sale	Paid Down 3,579.79 Par Value Of Toyota Auto Rec 0.710% 4/15/26 Trade Date 5/15/24	3,579.79	-3,371.30
05/15/24	Asset Income	Interest Earned On U S Treasury Nt 2.000% 11/15/26 0.01 USD/\$1 Pv On 870,000 Par Value Due 5/15/24	8,700.00	
05/15/24	Asset Income	Interest Earned On U S Treasury Nt 3.125% 11/15/28 0.015625 USD/\$1 Pv On 150,000 Par Value Due 5/15/24	2,343.75	
05/15/24	Asset Income	Interest Earned On U S Treasury Nt 3.625% 5/15/26 0.018125 USD/\$1 Pv On 800,000 Par Value Due 5/15/24	14,500.00	
05/15/24	Asset Income	Interest Earned On Unitedhealth 1.150% 5/15/26 0.00575 USD/\$1 Pv On 40,000 Par Value Due 5/15/24	230.00	
05/16/24	Asset Income	Interest Earned On Gm Fin Cons Auto 1.260% 11/16/26 \$0.00105/Pv On 6,348.74 Pv Due 5/16/24	6.67	
05/16/24	Sale	Paid Down 483.21 Par Value Of Gm Fin Cons Auto 1.260% 11/16/26 Trade Date 5/16/24	483.21	-483.17
05/16/24	Asset Income	Interest Earned On Gm Fin Cons Auto 0.680% 9/16/26 \$0.00057/Pv On 5,381.84 Pv Due 5/16/24	3.05	
05/16/24	Sale	Paid Down 459.04 Par Value Of Gm Fin Cons Auto 0.680% 9/16/26 Princ/Int Due	459.04	-459.03

CITY OF MENIFEE  
ACCOUNT NUMBER: 6736302020Page 32 of 51  
May 1, 2024 to May 31, 2024**TRANSACTION DETAIL (continued)**

<b>Date Posted</b>	<b>Activity</b>	<b>Description</b>	<b>Cash</b>	<b>Tax Cost</b>
05/16/24	Free Receipt	Received 5,000,000 Par Value Of F H L B Deb 0.875% 6/16/26 Market Value Of 4,601,350.00 USD Internal Transfer From A/C XXXXXXXX0931		5,000,000.00
05/16/24	Free Receipt	Received 3,000,000 Par Value Of F H L B Deb 0.500% 12/16/24 Market Value Of 2,918,430.00 USD Internal Transfer From A/C XXXXXXXX0931		3,000,000.00
05/16/24	Free Receipt	Received 4,000,000 Par Value Of F H L B Deb 0.700% 9/16/25 Market Value Of 3,776,840.00 USD Internal Transfer From A/C XXXXXXXX0931		4,000,000.00
05/16/24	Free Receipt	Received 5,000,000 Par Value Of F H L B Deb 0.625% 3/24/25 Market Value Of 4,811,150.00 USD Internal Transfer From A/C XXXXXXXX0931		5,000,000.00
05/16/24	Free Receipt	Received 5,000,000 Par Value Of F H L B Deb 1.000% 6/30/26 Market Value Of 4,620,300.00 USD Internal Transfer From A/C XXXXXXXX0931		5,000,000.00
05/16/24	Free Receipt	Received 5,000,000 Par Value Of F H L B Deb 1.050% 6/30/26 Market Value Of 4,620,350.00 USD Internal Transfer From A/C XXXXXXXX0931		5,000,000.00
05/16/24	Free Receipt	Received 5,000,000 Par Value Of F H L B Deb 0.750% 6/30/25 Market Value Of 4,776,900.00 USD Internal Transfer From A/C XXXXXXXX0931		5,000,000.00
05/16/24	Free Receipt	Received 5,000,000 Par Value Of F H L B Deb 0.500% 9/30/24 Market Value Of 4,907,900.00 USD Internal Transfer From A/C XXXXXXXX0931		5,000,000.00
05/16/24	Free Receipt	Received 4,000,000 Par Value Of F F C B Deb 0.650% 6/09/25 Market Value Of 3,820,920.00 USD Internal Transfer From A/C XXXXXXXX0931		4,000,000.00



CITY OF MENIFEE  
ACCOUNT NUMBER: 6736302020

Page 33 of 51  
May 1, 2024 to May 31, 2024

**TRANSACTION DETAIL (continued)**

Date Posted	Activity	Description	Cash	Tax Cost
05/16/24	Free Receipt	Received 5,000,000 Par Value Of F F C B Deb 0.800% 6/22/26 Market Value Of 4,598,100.00 USD Internal Transfer From A/C XXXXXXXX0931		4,977,500.00
05/16/24	Free Receipt	Received 3,000,000 Par Value Of U S Treasury Nt 2.000% 8/15/25 Market Value Of 2,892,540.00 USD Internal Transfer From A/C XXXXXXXX0931		3,175,312.50
05/16/24	Free Receipt	Received 2,000,000 Par Value Of U S Treasury Nt 2.250% 11/15/25 Market Value Of 1,923,900.00 USD Internal Transfer From A/C XXXXXXXX0931		2,140,625.00
05/16/24	Free Receipt	Received 3,000,000 Par Value Of U S Treasury Nt 1.500% 10/31/24 Market Value Of 2,949,000.00 USD Internal Transfer From A/C XXXXXXXX0931		3,111,562.50
05/16/24	Free Receipt	Received 3,000,000 Par Value Of U S Treasury Nt 1.375% 1/31/25 Market Value Of 2,920,260.00 USD Internal Transfer From A/C XXXXXXXX0931		3,091,875.00
05/16/24	Free Receipt	Received 5,000,000 Par Value Of U S Treasury Nt 0.500% 3/31/25 Market Value Of 4,804,500.00 USD Internal Transfer From A/C XXXXXXXX0931		4,984,375.00
05/16/24	Free Receipt	Received 4,000,000 Par Value Of U S Treasury Nt 0.750% 3/31/26 Market Value Of 3,715,320.00 USD Internal Transfer From A/C XXXXXXXX0931		3,998,750.00
05/16/24	Cash Receipt	Cash Receipt Transfer From Another Account	2,207,307.91	
05/17/24	Asset Income	Interest Earned On Merck Co Inc 4.050% 5/17/28 0.02025 USD/\$1 Pv On 130,000 Par Value Due 5/17/24	2,632.50	
05/20/24	Sale	Paid Down 100,000 Par Value Of Verizon Master 0.500% 5/20/27 Cmo Final Paydown	100,000.00	-93,609.37

CITY OF MENIFEE  
ACCOUNT NUMBER: 6736302020Page 34 of 51  
May 1, 2024 to May 31, 2024**TRANSACTION DETAIL (continued)**

<b>Date Posted</b>	<b>Activity</b>	<b>Description</b>	<b>Cash</b>	<b>Tax Cost</b>
05/20/24	Asset Income	Interest Earned On Gm Fin Auto Lsng Tr 1.9004% 3/20/25 \$0.00158/Pv On 98.76 Pv Due 5/20/24	0.16	
05/20/24	Sale	Paid Down 98.76 Par Value Of Gm Fin Auto Lsng Tr 1.9004% 3/20/25 Cmo Final Paydown	98.76	-98.76
05/20/24	Asset Income	Interest Earned On Verizon Master 0.500% 5/20/27 \$0.00042/Pv On 100,000.00 Pv Due 5/20/24	41.67	
05/20/24	Asset Income	Interest Earned On Costco Wholesale 3.000% 5/18/27 0.015 USD/\$1 Pv On 20,000 Par Value Due 5/18/24	300.00	
05/21/24	Asset Income	Interest Earned On Honda Auto Rec 0.880% 1/21/26 \$0.00073/Pv On 4,943.89 Pv Due 5/21/24	3.63	
05/21/24	Sale	Paid Down 479.8 Par Value Of Honda Auto Rec 0.880% 1/21/26 Trade Date 5/21/24	479.80	-479.70
05/21/24	Asset Income	Interest Earned On Honda Auto 0.270% 4/21/25 \$0.00023/Pv On 658.57 Pv Due 5/21/24	0.15	
05/21/24	Sale	Paid Down 618.31 Par Value Of Honda Auto 0.270% 4/21/25 Trade Date 5/21/24	618.31	-618.29
05/21/24	Purchase	Purchased 210,000 Par Value Of Honda Auto Rec Owner 5.270% 11/20/28 Trade Date 5/14/24 Purchased Through Citigroup Global Markets Inc. Purchased On The Offexchange Transactions List Swift External Ref#: 8413503133589811 210,000 Par Value At 99.98785 %	-209,974.48	209,974.48
05/28/24	Asset Income	Interest Earned On F H L M C Mltcl Mtg 3.241% 9/25/24 \$0.00270/Pv On 14,482.42 Pv Due 5/25/24	39.11	



CITY OF MENIFEE  
ACCOUNT NUMBER: 6736302020

Page 35 of 51  
May 1, 2024 to May 31, 2024

**TRANSACTION DETAIL (continued)**

Date Posted	Activity	Description	Cash	Tax Cost
05/28/24	Sale	Paid Down 1,378.28 Par Value Of F H L M C Mltcl Mtg 3.241% 9/25/24 Trade Date 5/25/24	1,378.28	-1,451.07
05/28/24	Asset Income	Interest Earned On F H L B Gtd Remic 3.171% 10/25/24 \$0.00264/Pv On 34,309.23 Pv Due 5/25/24	90.66	
05/28/24	Sale	Paid Down 540.21 Par Value Of F H L B Gtd Remic 3.171% 10/25/24 Trade Date 5/25/24	540.21	-581.11
05/28/24	Asset Income	Interest Earned On F H L M C Mltcl Mtg 2.525% 5/25/26 \$0.00210/Pv On 120,000.00 Pv Due 5/25/24	252.50	
05/28/24	Asset Income	Interest Earned On F H L M C Mltcl Mtg 3.329% 5/25/25 \$0.00277/Pv On 34,978.69 Pv Due 5/25/24	97.04	
05/28/24	Sale	Paid Down 72.74 Par Value Of F H L M C Mltcl Mtg 3.329% 5/25/25 Trade Date 5/25/24	72.74	-74.76
05/28/24	Asset Income	Interest Earned On Bmw Vehicle Lease 5.160% 11/25/25 \$0.00430/Pv On 110,000.00 Pv Due 5/25/24	473.00	
05/28/24	Sale	Paid Down 871 Par Value Of Bmw Vehicle Lease 5.160% 11/25/25 Princ/Int Due	871.00	-872.58
05/28/24	Asset Income	Interest Earned On Bmw Veh Owner Tr 3.210% 8/25/26 \$0.00268/Pv On 11,039.89 Pv Due 5/25/24	29.53	
05/28/24	Sale	Paid Down 851.64 Par Value Of Bmw Veh Owner Tr 3.210% 8/25/26 Trade Date 5/25/24	851.64	-851.60
05/28/24	Asset Income	Interest Earned On F H L M C Mltcl Mtg 2.670% 12/25/24 \$0.00223/Pv On 15,000.00 Pv Due 5/25/24	33.38	

CITY OF MENIFEE  
ACCOUNT NUMBER: 6736302020Page 36 of 51  
May 1, 2024 to May 31, 2024**TRANSACTION DETAIL (continued)**

<b>Date Posted</b>	<b>Activity</b>	<b>Description</b>	<b>Cash</b>	<b>Tax Cost</b>
05/28/24	Asset Income	Interest Earned On F H L M C Mltcl Mt 3.284% 6/25/25 \$0.00274/Pv On 60,000.00 Pv Due 5/25/24	164.20	
05/28/24	Asset Income	Interest Earned On F H L M C Mltcl Mt 3.334% 8/25/25 \$0.00278/Pv On 25,000.00 Pv Due 5/25/24	69.46	
05/28/24	Asset Income	Interest Earned On F H L M C Mltcl Mtg 2.995% 12/25/25 \$0.00250/Pv On 125,000.00 Pv Due 5/25/24	311.98	
05/28/24	Asset Income	Interest Earned On F H L M C Mltcl Mtg 2.745% 1/25/26 \$0.00229/Pv On 70,000.00 Pv Due 5/25/24	160.13	
05/28/24	Asset Income	Interest Earned On F H L M C Mltcl Mt 2.653% 8/25/26 \$0.00221/Pv On 125,000.00 Pv Due 5/25/24	276.35	
05/28/24	Asset Income	Interest Earned On F H L M C Mltcl Mtg 3.413% 12/25/26 \$0.00284/Pv On 70,000.00 Pv Due 5/25/24	199.09	
05/28/24	Asset Income	Interest Earned On F H L M C Mltcl Mt 3.430% 1/25/27 \$0.00286/Pv On 70,000.00 Pv Due 5/25/24	200.08	
05/28/24	Asset Income	Interest Earned On F H L M C Mltcl Mt 3.187% 9/25/27 \$0.00266/Pv On 100,000.00 Pv Due 5/25/24	265.58	
05/28/24	Asset Income	Interest Earned On F H L M C Mltcl Mtg 2.031% 9/25/28 \$0.00169/Pv On 135,000.00 Pv Due 5/25/24	228.49	
05/28/24	Asset Income	Interest Earned On F H L M C Mltcl Mt 3.064% 8/25/24 \$0.00255/Pv On 16,850.66 Pv Due 5/25/24	43.03	
05/28/24	Sale	Paid Down 1,398.09 Par Value Of F H L M C Mltcl Mt 3.064% 8/25/24 Trade Date 5/25/24	1,398.09	-1,422.56





CITY OF MENIFEE  
ACCOUNT NUMBER: 6736302020

Page 37 of 51  
May 1, 2024 to May 31, 2024

**TRANSACTION DETAIL (continued)**

Date Posted	Activity	Description	Cash	Tax Cost
05/28/24	Asset Income	Interest Earned On F H L M C Mltcl Mt 3.303% 11/25/27 0.002752 USD/\$1 Pv On 30,000 Par Value Due 5/25/24	82.58	
05/28/24	Asset Income	Interest Earned On F H L M C Mltcl Mt 2.525% 10/25/26 \$0.00210/Pv On 125,000.00 Pv Due 5/25/24	263.02	
05/30/24	Purchase	Purchased 700,000 Par Value Of Bank Of America Mtn 3.970% 3/05/29 Trade Date 5/29/24 Purchased Through Deutsche Bank Securities, Inc. Purchased On The Marketaxess Corporation Swift External Ref#: 8415003133632003 700,000 Par Value At 94.796 %	-663,572.00	663,572.00
05/30/24	Purchase Accrued Interest	Paid Accrued Interest On Purchase Of Bank Of America Mtn 3.970% 3/05/29 Income Debit 6,561.53- USD	-6,561.53	
05/30/24	Purchase	Purchased 800,000 Par Value Of Prologis L P 4.875% 6/15/28 Trade Date 5/29/24 Purchased Through J.P. Morgan Securities LLC Purchased On The Marketaxess Corporation Swift External Ref#: 8415003133631994 800,000 Par Value At 98.787 %	-790,296.00	790,296.00
05/30/24	Purchase Accrued Interest	Paid Accrued Interest On Purchase Of Prologis L P 4.875% 6/15/28 Income Debit 17,875.00- USD	-17,875.00	
05/30/24	Purchase	Purchased 850,000 Par Value Of John Deere Mtn 4.500% 1/16/29 Trade Date 5/29/24 Purchased Through Pershing LLC Purchased On The Marketaxess Corporation Swift External Ref#: 8415003133631991 850,000 Par Value At 97.52 %	-828,920.00	828,920.00
05/30/24	Purchase Accrued Interest	Paid Accrued Interest On Purchase Of John Deere Mtn 4.500% 1/16/29 Income Debit 15,087.50- USD	-15,087.50	

CITY OF MENIFEE  
ACCOUNT NUMBER: 6736302020Page 38 of 51  
May 1, 2024 to May 31, 2024**TRANSACTION DETAIL (continued)**

<b>Date Posted</b>	<b>Activity</b>	<b>Description</b>	<b>Cash</b>	<b>Tax Cost</b>
05/30/24	Purchase	Purchased 900,000 Par Value Of Paccar Financial Mtn 4.600% 1/31/29 Trade Date 5/29/24 Purchased Through J.P. Morgan Securities LLC Purchased On The Marketaxess Corporation Swift External Ref#: 8415003133631986 900,000 Par Value At 98.143 %	-883,287.00	883,287.00
05/30/24	Purchase Accrued Interest	Paid Accrued Interest On Purchase Of Paccar Financial Mtn 4.600% 1/31/29 Income Debit 13,800.00- USD	-13,800.00	
05/30/24	Purchase	Purchased 850,000 Par Value Of Jpmorgan Chase Co 3.509% 1/23/29 Trade Date 5/29/24 Purchased Through Deutsche Bank Securities, Inc. Purchased On The Marketaxess Corporation Swift External Ref#: 8415003133631997 850,000 Par Value At 93.725 %	-796,662.50	796,662.50
05/30/24	Purchase Accrued Interest	Paid Accrued Interest On Purchase Of Jpmorgan Chase Co 3.509% 1/23/29 Income Debit 10,522.13- USD	-10,522.13	
05/30/24	Purchase	Purchased 750,000 Par Value Of Toronto Dominion Mtn 5.523% 7/17/28 Trade Date 5/29/24 Purchased Through Marketaxess Corp Purchased On The Marketaxess Corporation Swift External Ref#: 8415003133632000 750,000 Par Value At 100.48 %	-753,600.00	753,600.00
05/30/24	Purchase Accrued Interest	Paid Accrued Interest On Purchase Of Toronto Dominion Mtn 5.523% 7/17/28 Income Debit 15,303.31- USD	-15,303.31	
05/30/24	Sale	Sold 3,000,000 Par Value Of F H L B Deb 0.500% 12/16/24 Trade Date 5/29/24 Sold Through Wells Fargo Securities, LLC Sold On The Marketaxess Corporation Swift External Ref#: 8415003133631680 3,000,000 Par Value At 97.381 %	2,921,430.00	-3,000,000.00



CITY OF MENIFEE  
ACCOUNT NUMBER: 6736302020

Page 39 of 51  
May 1, 2024 to May 31, 2024

### TRANSACTION DETAIL (continued)

Date Posted	Activity	Description	Cash	Tax Cost
05/30/24	Sell Accrued Interest	Received Accrued Interest On Sale Of F H L B Deb 0.500% 12/16/24 Income Credit 6,833.33 USD	6,833.33	
05/30/24	Sale	Sold 5,000,000 Par Value Of F H L B Deb 0.500% 9/30/24 Trade Date 5/29/24 Sold Through Td Securities (USA) Sold On The Marketaxess Corporation Swift External Ref#: 8415003133631683 5,000,000 Par Value At 98.36 %	4,918,000.00	-5,000,000.00
05/30/24	Sell Accrued Interest	Received Accrued Interest On Sale Of F H L B Deb 0.500% 9/30/24 Income Credit 4,166.67 USD	4,166.67	
05/31/24	Asset Income	Interest Earned On U S Treasury Nt 3.625% 5/31/28 0.018125 USD/\$1 Pv On 815,000 Par Value Due 5/31/24	14,771.88	
05/31/24	Purchase	Purchased 1,500,000 Par Value Of F H L M C Mltcl Mt 3.900% 8/25/28 Trade Date 5/28/24 Purchased Through Td Securities (USA) Purchased On The Offexchange Transactions List Swift External Ref#: 8414903133628523 1,500,000 Par Value At 95.78125 %	-1,436,718.75	1,436,718.75
05/31/24	Purchase Accrued Interest	Paid Accrued Interest On Purchase Of F H L M C Mltcl Mt 3.900% 8/25/28 Income Debit 4,875.00- USD	-4,875.00	
05/31/24	Purchase	Purchased 850,000 Par Value Of Toyota Mtr Cr Mtn 5.250% 9/11/28 Trade Date 5/30/24 Purchased Through Marketaxess Corp Purchased On The Marketaxess Corporation Swift External Ref#: 8415103133635977 850,000 Par Value At 100.699 %	-855,941.50	855,941.50
05/31/24	Purchase Accrued Interest	Paid Accrued Interest On Purchase Of Toyota Mtr Cr Mtn 5.250% 9/11/28 Income Debit 9,916.67- USD	-9,916.67	

CITY OF MENIFEE  
ACCOUNT NUMBER: 6736302020Page 40 of 51  
May 1, 2024 to May 31, 2024**TRANSACTION DETAIL (continued)**

<b>Date Posted</b>	<b>Activity</b>	<b>Description</b>	<b>Cash</b>	<b>Tax Cost</b>
05/31/24	Purchase	Purchased 800,000 Par Value Of Realty Income Corp 4.750% 2/15/29 Trade Date 5/30/24 Purchased Through Scotia Capital (USA) Inc. Swift External Ref#: 8415103133636099 800,000 Par Value At 97.59 %	-780,720.00	780,720.00
05/31/24	Purchase Accrued Interest	Paid Accrued Interest On Purchase Of Realty Income Corp 4.750% 2/15/29 Income Debit 14,250.00- USD	-14,250.00	
05/31/24	Asset Income	Interest Earned On U S Treasury Nt 0.375% 11/30/25 0.001875 USD/\$1 Pv On 70,000 Par Value Due 5/31/24	131.25	
05/31/24	Asset Income	Interest Earned On U S Treasury Nt 2.875% 5/31/25 0.014375 USD/\$1 Pv On 800,000 Par Value Due 5/31/24	11,500.00	
05/31/24	Asset Income	Interest Earned On U S Treasury Nt 4.375% 11/30/28 0.021875 USD/\$1 Pv On 850,000 Par Value Due 5/31/24	18,593.75	
05/31/24	Purchase	Purchased 850,000 Par Value Of American Honda Mtn 4.900% 3/13/29 Trade Date 5/31/24 Purchased Through Barclays Capital Inc. Fixed In Purchased On The Marketaxess Corporation Swift External Ref#: 8415203133638964 850,000 Par Value At 99.249 %	-843,616.50	843,616.50
05/31/24	Purchase Accrued Interest	Paid Accrued Interest On Purchase Of American Honda Mtn 4.900% 3/13/29 Income Debit 9,024.17- USD	-9,024.17	
05/31/24	Purchase	Purchased 850,000 Par Value Of Unitedhealth Group 4.250% 1/15/29 Trade Date 5/31/24 Purchased Through Morgan Stanley & Co. LLC Purchased On The Marketaxess Corporation Swift Internal Ref#: 2024053153037618 Swift External Ref#: 8415203133638970 850,000 Par Value At 96.786 %	-822,681.00	822,681.00



CITY OF MENIFEE  
ACCOUNT NUMBER: 6736302020

Page 41 of 51  
May 1, 2024 to May 31, 2024

### TRANSACTION DETAIL (continued)

Date Posted	Activity	Description	Cash	Tax Cost
05/31/24	Purchase Accrued Interest	Paid Accrued Interest On Purchase Of Unitedhealth Group 4.250% 1/15/29 Income Debit 13,647.22- USD	-13,647.22	
05/31/24	Purchase	Purchased 700,000 Par Value Of Caterpillar Finl Mtn 4.850% 2/27/29 Trade Date 5/31/24 Purchased Through Barclays Capital Inc. Fixed In Purchased On The Marketaxess Corporation Swift External Ref#: 8415203133638973 700,000 Par Value At 99.763 %	-698,341.00	698,341.00
05/31/24	Purchase Accrued Interest	Paid Accrued Interest On Purchase Of Caterpillar Finl Mtn 4.850% 2/27/29 Income Debit 8,864.72- USD	-8,864.72	
05/31/24	Purchase	Purchased 900,000 Par Value Of Royal Bk Cda Mtn 4.950% 2/01/29 Trade Date 5/31/24 Purchased Through Truist Securities, Inc. Purchased On The Marketaxess Corporation Swift Internal Ref#: 2024053153037627 Swift External Ref#: 8415203133638967 900,000 Par Value At 99.171 %	-892,539.00	892,539.00
05/31/24	Purchase Accrued Interest	Paid Accrued Interest On Purchase Of Royal Bk Cda Mtn 4.950% 2/01/29 Income Debit 16,335.00- USD	-16,335.00	
05/31/24	Purchase	Purchased 800,000 Par Value Of Morgan Stanley Mtn 5.164% 4/20/29 Trade Date 5/31/24 Purchased Through Deutsche Bank Securities, Inc. Purchased On The Marketaxess Corporation Swift Internal Ref#: 2024053153037628 Swift External Ref#: 8415203133638976 800,000 Par Value At 99.315 %	-794,520.00	794,520.00
05/31/24	Purchase Accrued Interest	Paid Accrued Interest On Purchase Of Morgan Stanley Mtn 5.164% 4/20/29 Income Debit 4,704.98- USD	-4,704.98	

CITY OF MENIFEE  
ACCOUNT NUMBER: 6736302020Page 42 of 51  
May 1, 2024 to May 31, 2024**TRANSACTION DETAIL (continued)**

<b>Date Posted</b>	<b>Activity</b>	<b>Description</b>	<b>Cash</b>	<b>Tax Cost</b>
05/31/24	Purchase	Purchased 850,000 Par Value Of US Bancorp M T N 4.653% 2/01/29 Trade Date 5/31/24 Purchased Through US Bancorp Investments Inc. Purchased On The Marketaxess Corporation Swift Internal Ref#: 2024053153037629 Swift External Ref#: 8415203133638979 850,000 Par Value At 97.467 %	-828,469.50	828,469.50
05/31/24	Purchase Accrued Interest	Paid Accrued Interest On Purchase Of US Bancorp M T N 4.653% 2/01/29 Income Debit 13,183.50- USD	-13,183.50	
	Purchase	Combined Purchases For The Period 5/ 1/24 - 5/31/24 Of Federated Hermes Govt Obligs Is	-11,512,781.83	11,512,781.83
	Sale	Combined Sales For The Period 5/ 1/24 - 5/31/24 Of Federated Hermes Govt Obligs Is	8,227,999.23	-8,227,999.23
<b>Ending Balance 05/31/2024</b>			<b>\$0.00</b>	<b>\$129,349,233.80</b>



CITY OF MENIFEE  
ACCOUNT NUMBER: 6736302020

Page 43 of 51  
May 1, 2024 to May 31, 2024

### SALE/MATURITY SUMMARY

	Settlement Date	Description	Tax Cost	Proceeds	Estimated Gain/Loss
<b>Cash and Equivalents</b>					
<b>U S Treasury Bill</b>					
<b>05/09/2024</b>					
<b>912797HQ3</b>					
	05/09/24	Matured 6,000,000 Par Value Trade Date 5/9/24 6,000,000 Par Value At 100 %	-5,992,104.75	5,992,104.75	
<b>Total Cash and Equivalents</b>			<b>-\$5,992,104.75</b>	<b>\$5,992,104.75</b>	<b>\$0.00</b>
<b>Taxable Bonds</b>					
<b>Bmw Veh Owner Tr</b>					
<b>A B S Ser 2022 A CI A 3</b>					
<b>08/25/2026 Var</b>					
<b>BVO3226</b>					
	05/28/24	Paid Down 851.64 Par Value Trade Date 5/25/24	-851.60	851.64	0.04
<b>Bmw Vehicle Lease</b>					
<b>A B S Ser 2023 1 CI A 3</b>					
<b>5.160 11/25/2025</b>					
<b>05593AAC3</b>					
	05/28/24	Paid Down 871 Par Value Princ/Int Due	-872.58	871.00	-1.58



CITY OF MENIFEE  
ACCOUNT NUMBER: 6736302020

Page 44 of 51  
May 1, 2024 to May 31, 2024

### SALE/MATURITY SUMMARY (continued)

Settlement Date	Description	Tax Cost	Proceeds	Estimated Gain/Loss
<b>F H L B Gtd R E M I C Pass Thru</b> <b>C M O Ser K041 CI A2</b> <b>3.171 10/25/2024</b> <b>3137BFE98</b>				
05/28/24	Paid Down 540.21 Par Value Trade Date 5/25/24	-581.11	540.21	-40.90
<b>F H L M C Multiclass Mtg Partn</b> <b>C M O Ser K040 CI A2</b> <b>3.241 09/25/2024</b> <b>FHL3224</b>				
05/28/24	Paid Down 1,378.28 Par Value Trade Date 5/25/24	-1,451.07	1,378.28	-72.79
<b>F H L M C Multiclass Mtg Partn</b> <b>C M O Ser K047 CI A2</b> <b>3.329 05/25/2025</b> <b>FHL3325A</b>				
05/28/24	Paid Down 72.74 Par Value Trade Date 5/25/24	-74.76	72.74	-2.02
<b>F H L M C Multiclass Mtg Partn</b> <b>C M O Ser K728 CI A2</b> <b>08/25/2024 Var</b> <b>FHL3024</b>				
05/28/24	Paid Down 1,398.09 Par Value Trade Date 5/25/24	-1,422.56	1,398.09	-24.47





CITY OF MENIFEE  
ACCOUNT NUMBER: 6736302020

Page 45 of 51  
May 1, 2024 to May 31, 2024

### SALE/MATURITY SUMMARY (continued)

	Settlement Date	Description	Tax Cost	Proceeds	Estimated Gain/Loss
<b>Federal Home Loan Bks</b>					
<b>0.500 09/30/2024</b>					
<b>3130AMXJ6</b>					
	05/30/24	Sold 5,000,000 Par Value Trade Date 5/29/24 Sold Through Td Securities (USA) Sold On The Marketaxess Corporation Swift External Ref#: 8415003133631683 5,000,000 Par Value At 98.36 %	-5,000,000.00	4,918,000.00	-82,000.00
<b>Federal Home Loan Bks</b>					
<b>0.500 12/16/2024</b>					
<b>3130AMNZ1</b>					
	05/30/24	Sold 3,000,000 Par Value Trade Date 5/29/24 Sold Through Wells Fargo Securities, LLC Sold On The Marketaxess Corporation Swift External Ref#: 8415003133631680 3,000,000 Par Value At 97.381 %	-3,000,000.00	2,921,430.00	-78,570.00
<b>Gm Fin Auto Lsng Tr</b>					
<b>A B S Ser 2022 1 CI A 3</b>					
<b>1.900 03/20/2025</b>					
<b>GFA1925</b>					
	05/20/24	Paid Down 98.76 Par Value Cmo Final Paydown	-98.76	98.76	
<b>Gm Fin Cons Auto Rec</b>					
<b>A B S Ser 2022 1 CI A3</b>					
<b>1.260 11/16/2026</b>					
<b>GFC1226</b>					
	05/16/24	Paid Down 483.21 Par Value Trade Date 5/16/24	-483.17	483.21	0.04



CITY OF MENIFEE  
ACCOUNT NUMBER: 6736302020

Page 46 of 51  
May 1, 2024 to May 31, 2024

### SALE/MATURITY SUMMARY (continued)

	Settlement Date	Description	Tax Cost	Proceeds	Estimated Gain/Loss
<b>Gm Fin Cons Auto Rec Tr</b> <b>A B S Ser 2021 4 CI A 3</b> <b>0.680 09/16/2026</b> <b>GFC0626</b>					
	05/16/24	Paid Down 459.04 Par Value Princ/Int Due	-459.03	459.04	0.01
<b>Honda Auto Rec Ownr Tr</b> <b>A B S Ser 2022 1 CI A 3</b> <b>1.880 05/15/2026</b> <b>HAR1826</b>					
	05/15/24	Paid Down 5,473.57 Par Value Trade Date 5/15/24	-5,265.10	5,473.57	208.47
<b>Honda Auto Rec Ownr Tr 2021 4</b> <b>A B S Ser 2021 4 CI A3</b> <b>01/21/2026 Var</b> <b>HAR0826</b>					
	05/21/24	Paid Down 479.8 Par Value Trade Date 5/21/24	-479.70	479.80	0.10
<b>Honda Auto Receivables</b> <b>A B S Ser 2021 1 CI A3</b> <b>0.270 04/21/2025</b> <b>43813GAC5</b>					
	05/21/24	Paid Down 618.31 Par Value Trade Date 5/21/24	-618.29	618.31	0.02



CITY OF MENIFEE  
ACCOUNT NUMBER: 6736302020

Page 47 of 51  
May 1, 2024 to May 31, 2024

### SALE/MATURITY SUMMARY (continued)

	Settlement Date	Description	Tax Cost	Proceeds	Estimated Gain/Loss
Hyundai Auto Rec Tr A B S Ser 2021 C CI A3 0.740 05/15/2026 HAR0726	05/15/24	Paid Down 1,004.78 Par Value Trade Date 5/15/24	-990.38	1,004.78	14.40
Hyundai Auto Rec Tr A B S Ser 2022 A CI A3 10/15/2026 Var HAR2226	05/15/24	Paid Down 1,425.68 Par Value Trade Date 5/15/24	-1,425.63	1,425.68	0.05
John Deere Own A B S Ser 2021 B CI A 3 03/16/2026 Var JDO0926	05/15/24	Paid Down 998.93 Par Value Trade Date 5/15/24	-998.84	998.93	0.09
John Deere Owner Tr A B S Ser 2022 CI A 3 09/15/2026 Var JDO2326	05/15/24	Paid Down 560.59 Par Value Trade Date 5/15/24	-560.47	560.59	0.12

CITY OF MENIFEE  
ACCOUNT NUMBER: 6736302020Page 48 of 51  
May 1, 2024 to May 31, 2024

## SALE/MATURITY SUMMARY (continued)

	Settlement Date	Description	Tax Cost	Proceeds	Estimated Gain/Loss
John Deere Ownr Tr A B S Ser 2022 B CI A3 02/16/2027 Var JDO6827					
	05/15/24	Paid Down 1,049.45 Par Value Trade Date 5/15/24	-1,049.35	1,049.45	0.10
Toyota Auto Rec Own Tr A B S Ser 2021 D CI A 3 04/15/2026 Var TAR0726					
	05/15/24	Paid Down 3,579.79 Par Value Trade Date 5/15/24	-3,371.30	3,579.79	208.49
Toyota Auto Recv Tr A B S Ser 2021 A CI A3 0.260 05/15/2025 TAR0325A					
	05/15/24	Paid Down 1,073.14 Par Value Trade Date 5/15/24	-1,072.94	1,073.14	0.20
Verizon Master Trust A B S Ser 2021 1 CI A 0.500 05/20/2027 VM00527					
	05/20/24	Paid Down 100,000 Par Value Cmo Final Paydown	-93,609.37	100,000.00	6,390.63
<b>Total Taxable Bonds</b>			<b>-\$8,115,736.01</b>	<b>\$7,961,847.01</b>	<b>-\$153,889.00</b>
<b>Total Sales &amp; Maturities</b>			<b>-\$14,107,840.76</b>	<b>\$13,953,951.76</b>	<b>-\$153,889.00</b>



CITY OF MENIFEE  
ACCOUNT NUMBER: 6736302020

Page 49 of 51  
May 1, 2024 to May 31, 2024

---

**SALE/MATURITY SUMMARY MESSAGES**

---

Estimated Year-To-Date Short-Term Gain (Loss): \$221.43

Estimated Year-To-Date Long-Term Gain (Loss): (\$160,476.97)

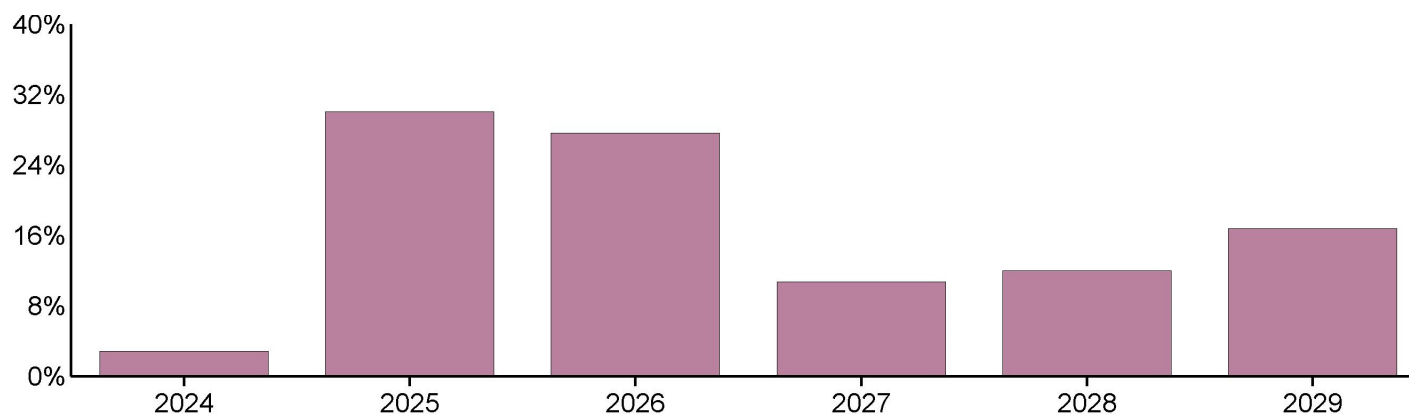
Estimates should not be used for tax purposes



CITY OF MENIFEE  
ACCOUNT NUMBER: 6736302020

Page 50 of 51  
May 1, 2024 to May 31, 2024

### BOND SUMMARY



	Par Value	Market Value	Percentage of Category
<b>MATURITY</b>			
2024	3,482,325.73	3,432,710.54	2.82
2025	38,084,356.39	36,691,943.87	30.06
2026	35,852,965.21	33,724,909.35	27.62
2027	13,458,950.55	13,113,788.59	10.74
2028	14,880,000.00	14,627,784.15	11.98
2029	20,810,000.00	20,488,343.70	16.78
<b>Total of Category</b>	<b>\$126,568,597.88</b>	<b>\$122,079,480.20</b>	<b>100.00</b>

### MOODY'S RATING

Aaa	94,558,149.12	90,686,277.81	74.29
Aa2	55,000.00	51,291.45	0.04
Aa3	90,000.00	86,476.25	0.07
A1	15,697,000.00	15,419,880.98	12.63
A2	4,245,000.00	4,191,993.90	3.43
A3	7,335,000.00	7,188,143.05	5.89
Baa1	30,000.00	28,500.00	0.02



CITY OF MENIFEE  
ACCOUNT NUMBER: 6736302020

Page 51 of 51  
May 1, 2024 to May 31, 2024

### BOND SUMMARY (continued)

	Par Value	Market Value	Percentage of Category
N/A	4,558,448.76	4,426,916.76	3.63
<b>Total of Category</b>	<b>\$126,568,597.88</b>	<b>\$122,079,480.20</b>	<b>100.00</b>

### S&P RATING

AAA	1,254,686.33	1,221,152.58	1.00
AA+	43,450,000.00	41,033,824.50	33.61
AA	115,000.00	106,856.85	0.09
AA-	700,000.00	697,872.00	0.57
A+	5,195,000.00	5,149,056.25	4.22
A	12,075,000.00	11,920,201.20	9.76
A-	9,367,000.00	9,092,299.33	7.45
N/A	54,411,911.55	52,858,217.49	43.30
<b>Total of Category</b>	<b>\$126,568,597.88</b>	<b>\$122,079,480.20</b>	<b>100.00</b>

### BOND SUMMARY MESSAGES

Data contained within this section excluded Mutual Funds, Exchange Traded Funds, and Closed-Ended Funds.



THIS PAGE WAS INTENTIONALLY LEFT BLANK



## Glossary

**Accretion** - The accumulation of the value of a discounted bond until maturity.

**Adjusted Prior Market Realized Gain/Loss** - The difference between the proceeds and the Prior Market Value of the transaction.

**Adjusted Prior Market Unrealized Gain/Loss** - The difference between the Market Value and the Adjusted Prior Market Value.

**Adjusted Prior Market Value** - A figure calculated using the beginning Market Value for the fiscal year, adjusted for all asset related transactions during the period, employing an average cost methodology.

**Amortization** - The decrease in value of a premium bond until maturity.

**Asset** - Anything owned that has commercial exchange value. Assets may consist of specific property or of claims against others, in contrast to obligations due to others (liabilities).

**Bond Rating** - A measurement of a bond's quality based upon the issuer's financial condition. Ratings are assigned by independent rating services, such as Moody's, or S&P, and reflect their opinion of the issuer's ability to meet the scheduled interest and principal repayments for the bond.

**Cash** - Cash activity that includes both income and principal cash categories.

**Change in Unrealized Gain/Loss** - Also reported as Gain/Loss in Period in the Asset Detail section. This figure shows the market appreciation (depreciation) for the current period.

**Cost Basis (Book Value)** - The original price of an asset, normally the purchase price or appraised value at the time of acquisition. Book Value method maintains an average cost for each asset.

**Cost Basis (Tax Basis)** - The original price of an asset, normally the purchase price or appraised value at the time of acquisition. Tax Basis uses client determined methods such as Last-In-First-Out (LIFO), First-In-First-Out (FIFO), Average, Minimum Gain, and Maximum Gain.

**Ending Accrual** - (Also reported as Accrued Income) Income earned but not yet received, or expenses incurred but not yet paid, as of the end of the reporting period.

**Estimated Annual Income** - The amount of income a particular asset is anticipated to earn over the next year. The shares multiplied by annual income rate.

**Estimated Current Yield** - The annual rate of return on an investment expressed as a percentage. For stocks, yield is calculated by taking the annual dividend payments divided by the stock's current share price. For bonds, yield is calculated by the coupon rate divided by the bond's market price.

**Ex-Dividend Date** - (Also reported as Ex-Date) For stock trades, the person who owns the security on the ex-dividend date will earn the dividend, regardless of who currently owns the stock.

**Income Cash** - A category of cash comprised of ordinary earnings derived from investments, usually dividends and interest.

**Market Value** - The price per unit multiplied by the number of units.

**Maturity Date** - The date on which an obligation or note matures.

**Payable Date** - The date on which a dividend, mutual fund distribution, or interest on a bond will be made.

**Principal Cash** - A category of cash comprised of cash, deposits, cash withdrawals and the cash flows generated from purchases or sales of investments.

**Realized Gain/Loss Calculation** - The Proceeds less the Cost Basis of a transaction.

**Settlement Date** - The date on which a trade settles and cash or securities are credited or debited to the account.

**Trade Date** - The date a trade is legally entered into.

**Unrealized Gain/Loss** - The difference between the Market Value and Cost Basis at the end of the current period.

**Yield on/at Market** - The annual rate of return on an investment expressed as a percentage. For stocks, yield is calculated by the annual dividend payments divided by the stock's current share price. For bonds, yield is calculated by the coupon rate divided by the bond's market price.

The terms defined in this glossary are only for use when reviewing your account statement. Please contact your Relationship Manager with any questions.



020252  
-UC-153

U.S. Bank  
1555 N. Rivercenter Dr.  
Suite 300  
Milwaukee, WI 53212

000016648 07 SP 000638726688690 S

CITY OF MENIFEE  
FINANCE DEPARTMENT  
29844 HAUN ROAD  
MENIFEE, CA 92586

