

**QUESTIONS?**

If you have any questions regarding your account or this statement, please contact your Administrator.

KATHERINE ARTISHON
EP-MN-WS4E
60 LIVINGSTON AVE.
ST PAUL MN 55107
E-mail katherine.artishon@usbank.com

Portfolio Manager:
TS PRT RC #1 - AUTO
CN-OH-W6TC

ACCOUNT NUMBER: 6736302020**CITY OF MENIFEE****This statement is for the period from September 1, 2024 to September 30, 2024**

000018332 06 SP 000638811147349 S
CITY OF MENIFEE
FINANCE DEPARTMENT
29844 HAUN ROAD
MENIFEE, CA 92586



THIS PAGE WAS INTENTIONALLY LEFT BLANK



TABLE OF CONTENTS

Schedule	Page
Market Value Summary	1
Asset Summary	2
Income Summary	3
Cash Summary	4
Asset Detail	5
Transaction Detail	28
Sale/Maturity Summary	40
Bond Summary	47



THIS PAGE WAS INTENTIONALLY LEFT BLANK

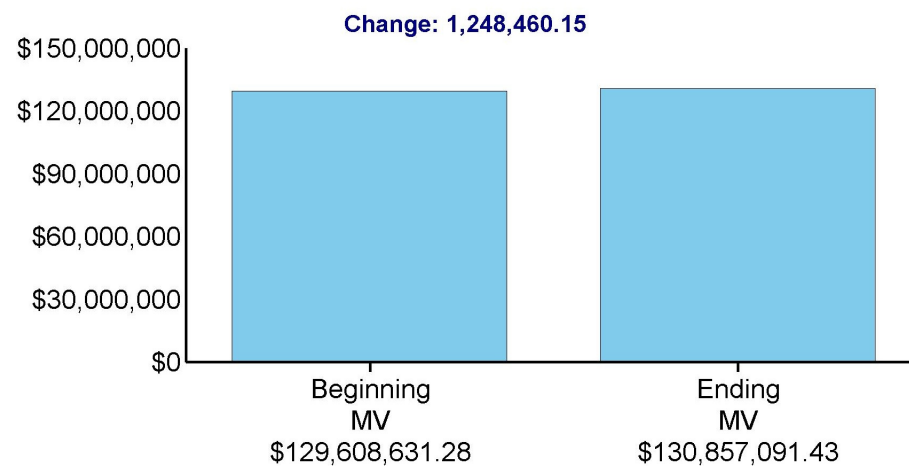


CITY OF MENIFEE
ACCOUNT NUMBER: 6736302020

Page 1 of 48
September 1, 2024 to September 30, 2024

MARKET VALUE SUMMARY

	Current Period 09/01/24 to 09/30/24
Beginning Market Value	\$129,608,631.28
Taxable Interest	426,744.16
Long Term Gains/Losses	-253,228.19
Short Term Gains/Losses	6.41
Change in Investment Value	1,074,937.77
Ending Market Value	\$130,857,091.43





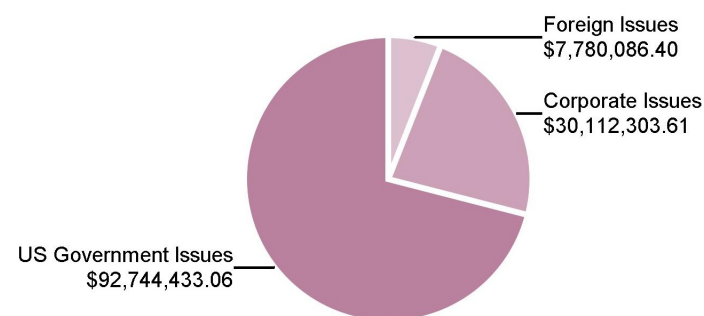
CITY OF MENIFEE
ACCOUNT NUMBER: 6736302020

Page 2 of 48
September 1, 2024 to September 30, 2024

ASSET SUMMARY

Assets	Current Period Market Value	% of Total	Estimated Annual Income
Cash & Equivalents	220,268.36	0.20	10,541.62
Taxable Bonds	130,636,823.07	99.80	4,139,629.68
Total Market Value	\$130,857,091.43	100.00	\$4,150,171.30

Fixed Income Summary





CITY OF MENIFEE
ACCOUNT NUMBER: 6736302020

Page 3 of 48
September 1, 2024 to September 30, 2024

INCOME SUMMARY

	Income Received Current Period
Taxable Interest	426,744.16
Total Current Period Income	\$426,744.16



CITY OF MENIFEE
ACCOUNT NUMBER: 6736302020

Page 4 of 48
September 1, 2024 to September 30, 2024

CASH SUMMARY

	Cash
Beginning Cash 09/01/2024	\$0.00
Taxable Interest	426,744.16
Purchases	-6,334,538.00
Sales	5,994,643.81
Net Money Market Activity	-86,849.97
Ending Cash 09/30/2024	\$0.00

CITY OF MENIFEE
ACCOUNT NUMBER: 6736302020Page 5 of 48
September 1, 2024 to September 30, 2024

ASSET DETAIL

Security Description

Shares/Face Amt	Price	Market Value	Tax Cost	Unrealized Gain/Loss	Percent of Total Portfolio	Estimated Annual Income	Estimated Current Yield
Cash & Equivalents							
Cash/Money Market							
Federated Hermes Govt Obligs Is - 60934N104 #5							
220,268.360	1.0000	220,268.36	220,268.36	0.00	0.2	10,541.62	4.79
Total Cash/Money Market		\$220,268.36	\$220,268.36	\$0.00	0.2	\$10,541.62	
Total Cash & Equivalents							
		\$220,268.36	\$220,268.36	\$0.00	0.2	\$10,541.62	

Taxable Bonds

US Government Issues

F H L B Gtd R E M I C Pass Thru - 3137BFE98
C M O Ser K041 Cl A2
3.171 10/25/2024

11,395.410	99.6650	11,357.24	12,258.07	-900.83	0.0	361.35	3.18
------------	---------	-----------	-----------	---------	-----	--------	------

F H L M C - 3137EAEP0
1.500 02/12/2025

80,000.000	98.8500	79,080.00	79,938.40	-858.40	0.1	1,200.00	1.52
------------	---------	-----------	-----------	---------	-----	----------	------

F H L M C M T N - 3137EAEU9
0.375 07/21/2025

80,000.000	97.1250	77,700.00	79,736.00	-2,036.00	0.1	300.00	0.39
------------	---------	-----------	-----------	-----------	-----	--------	------

F H L M C M T N - 3137EAEX3
0.375 09/23/2025

75,000.000	96.5330	72,399.75	74,777.85	-2,378.10	0.1	281.25	0.39
------------	---------	-----------	-----------	-----------	-----	--------	------

F H L M C Multiclass Mtg Partn - 3137H4BY5
C M O Ser K 746 Cl A 2
1.985 09/25/2028

135,000.000	93.1270	125,721.45	116,263.48	9,457.97	0.1	2,741.85	2.18
-------------	---------	------------	------------	----------	-----	----------	------

CITY OF MENIFEE
ACCOUNT NUMBER: 6736302020Page 6 of 48
September 1, 2024 to September 30, 2024**ASSET DETAIL (continued)****Security Description**

	Shares/Face Amt	Price	Market Value	Tax Cost	Unrealized Gain/Loss	Percent of Total Portfolio	Estimated Annual Income	Estimated Current Yield
F H L M C Multiclass Mtg Partn - 3137FMCR1 C M O Ser Ko93 CI A2 2.982 05/25/2052	1,000,000.000	95.9960	959,960.00	964,765.62	-4,805.62	0.7	29,820.00	3.11
F H L M C Multiclass Mtg Partn - 3137BFXT3 C M O Ser K042 CI A2 2.670 12/25/2024	13,380.660	99.5050	13,314.43	13,506.11	-191.68	0.0	357.26	2.68
F H L M C Multiclass Mtg Partn - 3137BKRJ1 C M O Ser K047 CI A2 3.329 05/25/2025	34,624.100	99.1160	34,318.02	35,587.09	-1,269.07	0.0	1,152.64	3.36
F H L M C Multiclass Mtg Partn - 3137BLAC2 C M O Ser K048 CI A2 06/25/2025 Var	59,502.740	99.0600	58,943.41	63,278.99	-4,335.58	0.0	1,954.07	3.31
F H L M C Multiclass Mtg Partn - 3137BLW95 C M O Ser K050 CI A2 08/25/2025 Var	25,000.000	98.9640	24,741.00	26,792.97	-2,051.97	0.0	833.50	3.37
F H L M C Multiclass Mtg Partn - 3137BN6G4 C M O Ser K053 CI A2 2.995 12/25/2025	125,000.000	98.5110	123,138.75	121,166.99	1,971.76	0.1	3,743.75	3.04
F H L M C Multiclass Mtg Partn - 3137BNGT5 C M O Ser K054 CI A2 2.745 01/25/2026	70,000.000	98.1310	68,691.70	67,000.39	1,691.31	0.1	1,921.50	2.80
F H L M C Multiclass Mtg Partn - 3137BQYS0 C M O Ser K056 CI A2 2.525 05/25/2026	120,000.000	97.5520	117,062.40	116,042.97	1,019.43	0.1	3,030.00	2.59



CITY OF MENIFEE
ACCOUNT NUMBER: 6736302020

Page 7 of 48
September 1, 2024 to September 30, 2024

ASSET DETAIL (continued)

Security Description	Shares/Face Amt	Price	Market Value	Tax Cost	Unrealized Gain/Loss	Percent of Total Portfolio	Estimated Annual Income	Estimated Current Yield
F H L M C Multiclass Mtg Partn - 3137BSP72 C M O Ser K058 CI A2 2.653 08/25/2026	125,000.000	97.4920	121,865.00	118,955.08	2,909.92	0.1	3,316.25	2.72
F H L M C Multiclass Mtg Partn - 3137BUX60 C M O Ser K062 CI A2 3.413 12/25/2026	70,000.000	98.7210	69,104.70	67,716.80	1,387.90	0.1	2,389.10	3.46
F H L M C Multiclass Mtg Partn - 3137BVZ82 C M O Ser K063 CI A2 01/25/2027 Var	70,000.000	98.8170	69,171.90	67,711.33	1,460.57	0.1	2,401.00	3.47
F H L M C Multiclass Mtg Partn - 3137FBU79 C M O Ser K069 CI A2 3.187 09/25/2027	99,648.950	97.8890	97,545.36	95,604.61	1,940.75	0.1	3,175.81	3.26
F H L M C Multiclass Mtg Partn - 3137FCJK1 C M O Ser K070 CI A2 11/25/2027 Var	30,000.000	98.2550	29,476.50	28,566.80	909.70	0.0	990.90	3.36
F H L M C Multiclass Mtg Partn - 3137FJEH8 C M O Ser K081 CI A2 08/25/2028 Var	1,500,000.000	99.7440	1,496,160.00	1,436,718.75	59,441.25	1.1	58,500.00	3.91
F H L M C Multiclass Mtg Partn - 3137FLMV3 C M O Ser K090 CI A2 3.422 02/25/2052	1,500,000.000	97.8630	1,467,945.00	1,405,195.31	62,749.69	1.1	51,330.01	3.50
F H L M C Multiclass Mtg Partn - 3137FQXJ7 C M O Ser K737 CI A2 2.525 10/25/2026	125,000.000	97.3330	121,666.25	117,695.31	3,970.94	0.1	3,156.25	2.59



CITY OF MENIFEE
ACCOUNT NUMBER: 6736302020

Page 8 of 48
September 1, 2024 to September 30, 2024

ASSET DETAIL (continued)

Security Description

	Shares/Face Amt	Price	Market Value	Tax Cost	Unrealized Gain/Loss	Percent of Total Portfolio	Estimated Annual Income	Estimated Current Yield
F N M A - 3135G05X7 0.375 08/25/2025	75,000.000	96.8650	72,648.75	74,807.25	-2,158.50	0.1	281.25	0.39
F N M A - 3135G04Z3 0.500 06/17/2025	70,000.000	97.4330	68,203.10	69,954.40	-1,751.30	0.1	350.00	0.51
F N M A - 3135G06G3 0.500 11/07/2025	65,000.000	96.2270	62,547.55	64,767.30	-2,219.75	0.0	325.00	0.52
F N M A - 3135G0X24 1.625 01/07/2025	65,000.000	99.1930	64,475.45	66,319.45	-1,844.00	0.0	1,056.25	1.64
F N M A - 3135G0W66 1.625 10/15/2024	70,000.000	99.8700	69,909.00	69,880.30	28.70	0.1	1,137.50	1.63
F N M A Deb - 3135G03U5 0.625 04/22/2025	65,000.000	97.9780	63,685.70	64,866.10	-1,180.40	0.0	406.25	0.64
Federal Farm Credit Bks - 3133EML67 0.800 06/22/2026	5,000,000.000	95.0220	4,751,100.00	4,977,500.00	-226,400.00	3.6	40,000.00	0.84
Federal Farm Credit Bks - 3133ENPG9 1.750 02/14/2025	220,000.000	98.9530	217,696.60	209,231.00	8,465.60	0.2	3,850.00	1.77
Federal Farm Credit Bks - 3133EN7J3 3.875 02/02/2026	210,000.000	100.0260	210,054.60	209,202.00	852.60	0.2	8,137.50	3.87
Federal Farm Credit Bks - 3133EPGW9 3.875 04/25/2028	150,000.000	100.8140	151,221.00	150,753.00	468.00	0.1	5,812.50	3.84



CITY OF MENIFEE
ACCOUNT NUMBER: 6736302020

Page 9 of 48
September 1, 2024 to September 30, 2024

ASSET DETAIL (continued)

Security Description

	Shares/Face Amt	Price	Market Value	Tax Cost	Unrealized Gain/Loss	Percent of Total Portfolio	Estimated Annual Income	Estimated Current Yield
Federal Farm Credit Bks - 3133EPSK2 4.250 08/07/2028	75,000.000	102.2790	76,709.25	74,100.00	2,609.25	0.1	3,187.50	4.15
Federal Farm Credit Bks - 3133EPN50 4.250 12/15/2028	270,000.000	102.5130	276,785.10	272,999.70	3,785.40	0.2	11,475.00	4.15
Federal Farm Credit Bks - 3133ERAK7 4.375 04/10/2029	700,000.000	103.1960	722,372.00	689,017.00	33,355.00	0.6	30,625.00	4.24
Federal Farm Credit Bks - 3133EP6K6 4.500 03/26/2027	700,000.000	101.9280	713,496.00	693,700.00	19,796.00	0.5	31,500.00	4.41
Federal Farm Credit Bks - 3133EPWK7 4.500 09/22/2028	95,000.000	103.3130	98,147.35	93,915.10	4,232.25	0.1	4,275.00	4.36
Federal Farm Credit Bks - 3133ERDH1 4.750 04/30/2029	700,000.000	104.7990	733,593.00	706,132.00	27,461.00	0.6	33,250.00	4.53
Federal Home Loan Bks - 3130AMQ54 0.700 09/16/2025	4,000,000.000	96.8440	3,873,760.00	4,000,000.00	-126,240.00	3.0	28,000.00	0.72
Federal Home Loan Bks - 3130AMM33 0.875 07/16/2026	5,000,000.000	95.1530	4,757,650.00	5,000,000.00	-242,350.00	3.6	43,750.00	0.92
Federal Home Loan Bks - 3130AMT28 1.000 06/30/2026	5,000,000.000	95.2530	4,762,650.00	5,000,000.00	-237,350.00	3.6	50,000.00	1.05
Federal Home Loan Bks - 3130AMWZ1 1.050 06/30/2026	5,000,000.000	95.3370	4,766,850.00	5,000,000.00	-233,150.00	3.6	52,500.00	1.10

CITY OF MENIFEE
ACCOUNT NUMBER: 6736302020Page 10 of 48
September 1, 2024 to September 30, 2024**ASSET DETAIL (continued)****Security Description**

	Shares/Face Amt	Price	Market Value	Tax Cost	Unrealized Gain/Loss	Percent of Total Portfolio	Estimated Annual Income	Estimated Current Yield
Federal Home Loan Bks - 3130A4CH3 2.375 03/14/2025	35,000.000	99.0410	34,664.35	37,003.05	-2,338.70	0.0	831.25	2.40
Federal Home Loan Bks - 3130ATUS4 4.250 12/10/2027	200,000.000	101.9720	203,944.00	204,274.00	-330.00	0.2	8,500.00	4.17
Federal Home Loan Bks - 3130AWTR1 4.375 09/08/2028	225,000.000	102.7350	231,153.75	223,860.00	7,293.75	0.2	9,843.75	4.26
Federal Home Loan Bks - 3130AVBD3 4.500 03/09/2029	700,000.000	103.5770	725,039.00	693,525.00	31,514.00	0.6	31,500.00	4.34
Federal Home Loan Bks - 3130ATS57 4.500 03/10/2028	190,000.000	102.9130	195,534.70	196,165.50	-630.80	0.1	8,550.00	4.37
Federal Home Loan Bks - 3130ATUR6 4.625 12/13/2024	210,000.000	99.9820	209,962.20	210,808.50	-846.30	0.2	9,712.50	4.63
U S Treasury Bond - 912810FG8 5.250 02/15/2029	1,550,000.000	107.1560	1,660,918.00	1,603,873.05	57,044.95	1.3	81,375.00	4.90
U S Treasury Note - 91282CAM3 0.250 09/30/2025	70,000.000	96.3910	67,473.70	68,476.95	-1,003.25	0.1	175.00	0.26
U S Treasury Note - 91282CAT8 0.250 10/31/2025	75,000.000	96.1290	72,096.75	73,986.33	-1,889.58	0.1	187.50	0.26
U S Treasury Note - 91282CAZ4 0.375 11/30/2025	70,000.000	96.0510	67,235.70	68,744.92	-1,509.22	0.1	262.50	0.39



CITY OF MENIFEE
ACCOUNT NUMBER: 6736302020

Page 11 of 48
September 1, 2024 to September 30, 2024

ASSET DETAIL (continued)

Security Description	Shares/Face Amt	Price	Market Value	Tax Cost	Unrealized Gain/Loss	Percent of Total Portfolio	Estimated Annual Income	Estimated Current Yield
U S Treasury Note - 91282ZF0 0.500 03/31/2025	5,000,000.000	98.1090	4,905,450.00	4,984,375.00	-78,925.00	3.7	25,000.00	0.51
U S Treasury Note - 91282CBT7 0.750 03/31/2026	4,000,000.000	95.6370	3,825,480.00	3,998,750.00	-173,270.00	2.9	30,000.00	0.78
U S Treasury Note - 91282CCZ2 0.875 09/30/2026	120,000.000	94.7270	113,672.40	118,806.25	-5,133.85	0.1	1,050.00	0.92
U S Treasury Note - 912828YQ7 1.625 10/31/2026	200,000.000	95.9840	191,968.00	184,765.63	7,202.37	0.1	3,250.00	1.69
U S Treasury Note - 912828K74 2.000 08/15/2025	3,000,000.000	98.2540	2,947,620.00	3,175,312.50	-227,692.50	2.3	60,000.00	2.04
U S Treasury Note - 912828U24 2.000 11/15/2026	870,000.000	96.6800	841,116.00	812,147.27	28,968.73	0.6	17,400.00	2.07
U S Treasury Note - 912828V98 2.250 02/15/2027	800,000.000	96.9140	775,312.00	748,375.00	26,937.00	0.6	18,000.00	2.32
U S Treasury Note - 912828M56 2.250 11/15/2025	2,000,000.000	98.2150	1,964,300.00	2,140,625.00	-176,325.00	1.5	45,000.00	2.29
U S Treasury Note - 9128286F2 2.500 02/28/2026	800,000.000	98.2340	785,872.00	765,630.86	20,241.14	0.6	20,000.00	2.54
U S Treasury Note - 9128286A3 2.625 01/31/2026	800,000.000	98.4880	787,904.00	767,375.00	20,529.00	0.6	21,000.00	2.66



CITY OF MENIFEE
ACCOUNT NUMBER: 6736302020

Page 12 of 48
September 1, 2024 to September 30, 2024

ASSET DETAIL (continued)

Security Description

Shares/Face Amt	Price	Market Value	Tax Cost	Unrealized Gain/Loss	Percent of Total Portfolio	Estimated Annual Income	Estimated Current Yield
U S Treasury Note - 912828XZ8 2.750 06/30/2025							
800,000.000	99.0370	792,296.00	778,218.75	14,077.25	0.6	22,000.00	2.78
U S Treasury Note - 91282CFB2 2.750 07/31/2027							
815,000.000	97.7700	796,825.50	765,901.95	30,923.55	0.6	22,412.50	2.81
U S Treasury Note - 9128284R8 2.875 05/31/2025							
800,000.000	99.1290	793,032.00	780,218.75	12,813.25	0.6	23,000.00	2.90
U S Treasury Note - 91282CFH9 3.125 08/31/2027							
1,630,000.000	98.7620	1,609,820.60	1,560,182.82	49,637.78	1.2	50,937.50	3.16
U S Treasury Note - 91282CFJ5 3.125 08/31/2029							
2,100,000.000	97.9180	2,056,278.00	2,066,046.88	-9,768.88	1.6	65,625.00	3.19
U S Treasury Note - 9128285M8 3.125 11/15/2028							
150,000.000	98.2580	147,387.00	143,970.70	3,416.30	0.1	4,687.50	3.18
U S Treasury Note - 91282CEW7 3.250 06/30/2027							
815,000.000	99.1560	808,121.40	786,333.79	21,787.61	0.6	26,487.50	3.28
U S Treasury Note - 91282CEV9 3.250 06/30/2029							
1,500,000.000	98.5590	1,478,385.00	1,443,515.63	34,869.37	1.1	48,750.00	3.30
U S Treasury Note - 91282CHA2 3.500 04/30/2028							
815,000.000	99.7540	812,995.10	784,646.88	28,348.22	0.6	28,525.00	3.51
U S Treasury Note - 91282CHB0 3.625 05/15/2026							
800,000.000	99.8400	798,720.00	780,187.50	18,532.50	0.6	29,000.00	3.63



CITY OF MENIFEE
ACCOUNT NUMBER: 6736302020

Page 13 of 48
September 1, 2024 to September 30, 2024

ASSET DETAIL (continued)

Security Description

Shares/Face Amt	Price	Market Value	Tax Cost	Unrealized Gain/Loss	Percent of Total Portfolio	Estimated Annual Income	Estimated Current Yield
U S Treasury Note - 91282CHE4 3.625 05/31/2028							
815,000.000	100.1560	816,271.40	787,623.25	28,648.15	0.6	29,543.75	3.62
U S Treasury Note - 91282CJR3 3.750 12/31/2028							
890,000.000	100.6720	895,980.80	858,566.41	37,414.39	0.7	33,375.00	3.72
U S Treasury Note - 91282CGC9 3.875 12/31/2027							
850,000.000	100.9530	858,100.50	824,931.64	33,168.86	0.7	32,937.50	3.84
U S Treasury Note - 91282CJT9 4.000 01/15/2027							
800,000.000	100.8280	806,624.00	782,968.75	23,655.25	0.6	32,000.00	3.97
U S Treasury Note - 91282CJW2 4.000 01/31/2029							
825,000.000	101.6880	838,926.00	802,336.91	36,589.09	0.6	33,000.00	3.93
U S Treasury Note - 91282CLC3 4.000 07/31/2029							
1,300,000.000	101.8980	1,324,674.00	1,316,402.34	8,271.66	1.0	52,000.00	3.92
U S Treasury Note - 91282CGA3 4.000 12/15/2025							
820,000.000	100.1600	821,312.00	810,386.72	10,925.28	0.6	32,800.00	3.99
U S Treasury Note - 91282CKG5 4.125 03/31/2029							
1,600,000.000	102.2700	1,636,320.00	1,574,437.50	61,882.50	1.3	66,000.00	4.03
U S Treasury Note - 91282CHH7 4.125 06/15/2026							
800,000.000	100.6760	805,408.00	786,781.25	18,626.75	0.6	33,000.00	4.10
U S Treasury Note - 91282CHQ7 4.125 07/31/2028							
790,000.000	101.9410	805,333.90	773,639.07	31,694.83	0.6	32,587.50	4.05

CITY OF MENIFEE
ACCOUNT NUMBER: 6736302020Page 14 of 48
September 1, 2024 to September 30, 2024**ASSET DETAIL (continued)****Security Description**

	Shares/Face Amt	Price	Market Value	Tax Cost	Unrealized Gain/Loss	Percent of Total Portfolio	Estimated Annual Income	Estimated Current Yield
U S Treasury Note - 91282CFM8 4.125 09/30/2027	800,000.000	101.6060	812,848.00	790,265.63	22,582.37	0.6	33,000.00	4.06
U S Treasury Note - 91282CFU0 4.125 10/31/2027	1,650,000.000	101.5820	1,676,103.00	1,630,343.75	45,759.25	1.3	68,062.50	4.06
U S Treasury Note - 91282CJV4 4.250 01/31/2026	800,000.000	100.5390	804,312.00	789,312.50	14,999.50	0.6	34,000.00	4.23
U S Treasury Note - 91282CKD2 4.250 02/28/2029	850,000.000	102.7770	873,604.50	838,150.40	35,454.10	0.7	36,125.00	4.13
U S Treasury Note - 91282CKX8 4.250 06/30/2029	1,600,000.000	102.9220	1,646,752.00	1,656,250.00	-9,498.00	1.3	68,000.00	4.13
U S Treasury Note - 91282CFP1 4.250 10/15/2025	850,000.000	100.2930	852,490.50	839,707.03	12,783.47	0.7	36,125.00	4.24
U S Treasury Note - 91282CJS1 4.250 12/31/2025	850,000.000	100.4530	853,850.50	838,876.95	14,973.55	0.7	36,125.00	4.23
U S Treasury Note - 91282CHU8 4.375 08/15/2026	800,000.000	101.2500	810,000.00	791,375.00	18,625.00	0.6	35,000.00	4.32
U S Treasury Note - 91282CHX2 4.375 08/31/2028	800,000.000	102.8870	823,096.00	791,476.57	31,619.43	0.6	35,000.00	4.25
U S Treasury Note - 91282CJN2 4.375 11/30/2028	850,000.000	103.0630	876,035.50	839,308.59	36,726.91	0.7	37,187.50	4.24



CITY OF MENIFEE
ACCOUNT NUMBER: 6736302020

Page 15 of 48
September 1, 2024 to September 30, 2024

ASSET DETAIL (continued)

Security Description

Shares/Face Amt	Price	Market Value	Tax Cost	Unrealized Gain/Loss	Percent of Total Portfolio	Estimated Annual Income	Estimated Current Yield
U S Treasury Note - 91282CJP7 4.375 12/15/2026							
800,000.000	101.5860	812,688.00	790,250.00	22,438.00	0.6	35,000.00	4.31
U S Treasury Note - 91282CKH3 4.500 03/31/2026							
850,000.000	101.0550	858,967.50	842,828.13	16,139.37	0.7	38,250.00	4.45
U S Treasury Note - 91282CKJ9 4.500 04/15/2027							
800,000.000	102.1760	817,408.00	793,125.00	24,283.00	0.6	36,000.00	4.40
U S Treasury Note - 91282CKT7 4.500 05/31/2029							
1,600,000.000	104.0000	1,664,000.00	1,614,812.50	49,187.50	1.3	72,000.00	4.33
U S Treasury Note - 91282CHM6 4.500 07/15/2026							
850,000.000	101.3830	861,755.50	842,164.06	19,591.44	0.7	38,250.00	4.44
U S Treasury Note - 91282CKB6 4.625 02/28/2026							
800,000.000	101.1130	808,904.00	794,500.00	14,404.00	0.6	37,000.00	4.57
U S Treasury Note - 91282CKP5 4.625 04/30/2029							
1,600,000.000	104.4220	1,670,752.00	1,609,593.75	61,158.25	1.3	74,000.00	4.43
U S Treasury Note - 91282CKV2 4.625 06/15/2027							
1,500,000.000	102.6990	1,540,485.00	1,505,683.59	34,801.41	1.2	69,375.00	4.50
U S Treasury Note - 91282CHN4 4.750 07/31/2025							
800,000.000	100.5350	804,280.00	796,187.50	8,092.50	0.6	38,000.00	4.72

CITY OF MENIFEE
ACCOUNT NUMBER: 6736302020Page 16 of 48
September 1, 2024 to September 30, 2024**ASSET DETAIL (continued)****Security Description**

	Shares/Face Amt	Price	Market Value	Tax Cost	Unrealized Gain/Loss	Percent of Total Portfolio	Estimated Annual Income	Estimated Current Yield
U S Treasury Note - 91282CKK6 4.875 04/30/2026	800,000.000	101.7070	813,656.00	799,125.00	14,531.00	0.6	39,000.00	4.79
Total US Government Issues			\$92,744,433.06	\$93,073,936.77	-\$329,503.71	70.9	\$2,508,681.49	
Corporate Issues								
Ace Ina Holding - 00440EAS6 3.150 03/15/2025	50,000.000	99.2920	49,646.00	51,448.00	-1,802.00	0.0	1,575.00	3.17
Amazon Com Inc - 023135BX3 1.000 05/12/2026	60,000.000	95.6120	57,367.20	59,740.80	-2,373.60	0.0	600.00	1.05
American Honda Fin Corp - 02665WED9 Medium Term Note 4.700 01/12/2028	130,000.000	101.7860	132,321.80	131,033.50	1,288.30	0.1	6,110.00	4.62
American Honda Finance - 02665WFD8 Medium Term Note 4.900 03/12/2027	600,000.000	101.9750	611,850.00	595,380.00	16,470.00	0.5	29,400.00	4.80
American Honda Finance - 02665WFE6 Medium Term Note 4.900 03/13/2029	850,000.000	102.5940	872,049.00	843,616.50	28,432.50	0.7	41,650.00	4.78
Apple Inc - 037833DN7 2.050 09/11/2026	25,000.000	96.7740	24,193.50	25,621.00	-1,427.50	0.0	512.50	2.12
Apple Inc - 037833BY5 3.250 02/23/2026	100,000.000	99.1140	99,114.00	96,949.00	2,165.00	0.1	3,250.00	3.28



CITY OF MENIFEE
ACCOUNT NUMBER: 6736302020

Page 17 of 48
September 1, 2024 to September 30, 2024

ASSET DETAIL (continued)

Security Description

	Shares/Face Amt	Price	Market Value	Tax Cost	Unrealized Gain/Loss	Percent of Total Portfolio	Estimated Annual Income	Estimated Current Yield
Bank Amer Corp Sr - 06051GJD2 Medium Term Note 1.319 06/19/2026	40,000.000	97.5370	39,014.80	40,105.60	-1,090.80	0.0	527.60	1.35
Bank America Corp - 06051GLE7 Medium Term Note 5.080 01/20/2027	30,000.000	100.8130	30,243.90	30,000.00	243.90	0.0	1,524.00	5.04
Bank New York Mellon Corp - 06406RBN6 Medium Term Note 4.543 02/01/2029	900,000.000	101.1700	910,530.00	881,811.00	28,719.00	0.7	40,887.00	4.49
Bank New York Mellon Corp - 06406RBQ9 Medium Term Note 4.947 04/26/2027	700,000.000	100.9680	706,776.00	694,316.00	12,460.00	0.5	34,629.00	4.90
Bank Of America Corp - 06051GHT9 Medium Term Note 3.559 04/23/2027	675,000.000	98.7540	666,589.50	656,743.45	9,846.05	0.5	24,023.25	3.60
Bank Of America Corp - 06051GGF0 Medium Term Note 3.824 01/20/2028	75,000.000	98.9180	74,188.50	71,563.50	2,625.00	0.1	2,868.00	3.87
Bank Of America Corp - 06051GHG7 Medium Term Note 3.970 03/05/2029	1,050,000.000	98.8220	1,037,631.00	992,729.50	44,901.50	0.8	41,685.00	4.02
Berkshire Hathaway Fin - 084664CZ2 2.300 03/15/2027	45,000.000	96.7910	43,555.95	44,991.45	-1,435.50	0.0	1,035.00	2.38



CITY OF MENIFEE
ACCOUNT NUMBER: 6736302020

Page 18 of 48
September 1, 2024 to September 30, 2024

ASSET DETAIL (continued)

Security Description

Shares/Face Amt	Price	Market Value	Tax Cost	Unrealized Gain/Loss	Percent of Total Portfolio	Estimated Annual Income	Estimated Current Yield
Bmw Veh Owner Tr - 05602RAD3 A B S Ser 2022 A Cl A 3 08/25/2026 Var							
7,011.840	99.3280	6,964.72	7,011.47	-46.75	0.0	225.08	3.23
Bmw Vehicle Lease - 05593AAC3 A B S Ser 2023 1 Cl A 3 5.160 11/25/2025							
64,456.030	100.0830	64,509.53	64,572.61	-63.08	0.0	3,325.93	5.16
Bmw Vehicle Owner Trust - 096919AD7 A B S Ser 2024 A Cl A 3 5.180 02/26/2029							
570,000.000	102.1920	582,494.40	569,913.42	12,580.98	0.4	29,526.00	5.07
Caterpillar Finl Service - 14913Q3B3 Medium Term Note 2.150 11/08/2024							
45,000.000	99.6950	44,862.75	45,481.50	-618.75	0.0	967.50	2.16
Caterpillar Finl Svcs - 14913R3B1 Medium Term Note 4.800 01/06/2026							
80,000.000	100.9370	80,749.60	79,988.80	760.80	0.1	3,840.00	4.75
Caterpillar Finl Svcs - 14913UAJ9 Medium Term Note 4.850 02/27/2029							
1,300,000.000	103.4700	1,345,110.00	1,290,499.00	54,611.00	1.0	63,050.00	4.69
Charles Schwab Corp - 808513BY0 2.450 03/03/2027							
25,000.000	96.0380	24,009.50	24,991.70	-982.20	0.0	612.50	2.55
Charles Schwab Corp - 808513AU9 3.200 01/25/2028							
85,000.000	97.0540	82,495.90	80,783.15	1,712.75	0.1	2,720.00	3.30
Cisco Sys Inc - 17275RBQ4 4.800 02/26/2027							
700,000.000	102.1890	715,323.00	694,694.00	20,629.00	0.5	33,600.00	4.70



CITY OF MENIFEE
ACCOUNT NUMBER: 6736302020

Page 19 of 48
September 1, 2024 to September 30, 2024

ASSET DETAIL (continued)

Security Description	Shares/Face Amt	Price	Market Value	Tax Cost	Unrealized Gain/Loss	Percent of Total Portfolio	Estimated Annual Income	Estimated Current Yield
Costco Wholesale Corp - 22160KAM7 3.000 05/18/2027	20,000.000	98.2990	19,659.80	19,535.80	124.00	0.0	600.00	3.05
Deere John Capital Corp - 24422EWJ4 Medium Term Note 4.050 09/08/2025	70,000.000	99.8520	69,896.40	69,267.10	629.30	0.1	2,835.00	4.06
Duke Energy Carolinas - 26442CAS3 2.950 12/01/2026	35,000.000	97.8840	34,259.40	36,755.95	-2,496.55	0.0	1,032.50	3.01
Gm Fin Cons Auto Rec - 380146AC4 A B S Ser 2022 1 CI A3 1.260 11/16/2026	3,994.620	98.6420	3,940.37	3,994.26	-53.89	0.0	50.33	1.28
Gm Fin Cons Auto Rec Tr - 362554AC1 A B S Ser 2021 4 CI A 3 0.680 09/16/2026	3,260.510	98.5230	3,212.35	3,260.41	-48.06	0.0	22.17	0.69
Home Depot Inc - 437076CW0 4.900 04/15/2029	750,000.000	103.5980	776,985.00	742,725.00	34,260.00	0.6	36,750.00	4.73
Honda Auto Rec Owner - 437930AC4 A B S Ser 2024 2 CI A 3 5.270 11/20/2028	210,000.000	102.1890	214,596.90	209,974.48	4,622.42	0.2	11,067.00	5.16
Honda Auto Rec Ownr Tr - 43815BAC4 A B S Ser 2022 1 CI A 3 1.880 05/15/2026	43,648.950	98.8080	43,128.65	41,986.50	1,142.15	0.0	820.60	1.90
Honda Auto Rec Ownr Tr 2021 4 - 43815GAC3 A B S Ser 2021 4 CI A3 01/21/2026 Var	2,715.680	98.6980	2,680.32	2,715.10	-34.78	0.0	23.90	0.89

CITY OF MENIFEE
ACCOUNT NUMBER: 6736302020Page 20 of 48
September 1, 2024 to September 30, 2024**ASSET DETAIL (continued)****Security Description**

	Shares/Face Amt	Price	Market Value	Tax Cost	Unrealized Gain/Loss	Percent of Total Portfolio	Estimated Annual Income	Estimated Current Yield
Honda Auto Receivables Owner - 43813YAC6 A B S Ser 2024 3 CI A3 4.570 03/21/2029	800,000.000	100.9660	807,728.00	799,874.32	7,853.68	0.6	36,560.00	4.53
Honeywell International - 438516BL9 2.500 11/01/2026	140,000.000	97.4070	136,369.80	131,150.60	5,219.20	0.1	3,500.00	2.57
Hyundai Auto Rec Tr - 44935FAD6 A B S Ser 2021 C CI A3 0.740 05/15/2026	4,703.320	99.0790	4,660.00	4,635.93	24.07	0.0	34.80	0.75
Hyundai Auto Rec Tr - 448977AD0 A B S Ser 2022 A CI A3 10/15/2026 Var	11,792.240	98.9000	11,662.53	11,791.78	-129.25	0.0	261.79	2.24
John Deere Capital Corporation - 24422EXH7 Medium Term Note 4.500 01/16/2029	1,550,000.000	101.8360	1,578,458.00	1,509,761.00	68,697.00	1.2	69,750.00	4.42
John Deere Own - 47789QAC4 A B S Ser 2021 B CI A 3 03/16/2026 Var	3,181.630	98.8290	3,144.37	3,181.34	-36.97	0.0	16.54	0.53
John Deere Owner - 47800BAC2 A B S Ser 2022 C CI A 3 5.090 06/15/2027	22,459.420	100.4450	22,559.36	22,457.67	101.69	0.0	1,143.18	5.07
John Deere Owner Tr - 47787JAC2 A B S Ser 2022 CI A 3 09/15/2026 Var	4,263.020	98.8500	4,214.00	4,262.07	-48.07	0.0	98.90	2.35



CITY OF MENIFEE
ACCOUNT NUMBER: 6736302020

Page 21 of 48
September 1, 2024 to September 30, 2024

ASSET DETAIL (continued)

Security Description	Shares/Face Amt	Price	Market Value	Tax Cost	Unrealized Gain/Loss	Percent of Total Portfolio	Estimated Annual Income	Estimated Current Yield
John Deere Owner Trust - 47800CAC0 A B S Ser 2023 A CI A3 5.010 11/15/2027	20,000.000	100.6860	20,137.20	19,996.36	140.84	0.0	1,002.00	4.98
John Deere Ownr Tr - 47800AAC4 A B S Ser 2022 B CI A3 02/16/2027 Var	11,221.790	99.4420	11,159.17	11,220.72	-61.55	0.0	419.69	3.76
Jpmorgan Chase Co - 46625HRY8 02/01/2028 Var	70,000.000	98.9080	69,235.60	67,053.70	2,181.90	0.1	2,647.40	3.82
Jpmorgan Chase Co - 46647PBK1 2.083 04/22/2026	12,000.000	98.4040	11,808.48	12,447.96	-639.48	0.0	249.96	2.12
Jpmorgan Chase Co - 46647PAM8 3.509 01/23/2029	1,250,000.000	97.6620	1,220,775.00	1,169,226.50	51,548.50	0.9	43,862.50	3.59
Jpmorgan Chase Co - 46647PBA3 3.960 01/29/2027	400,000.000	99.4280	397,712.00	388,284.00	9,428.00	0.3	15,840.00	3.98
Mastercard Inc - 57636QAN4 2.000 03/03/2025	35,000.000	98.9440	34,630.40	36,067.15	-1,436.75	0.0	700.00	2.02
Mercedes Benz Auto - 58770AAC7 A B S Ser 2023 1 CI A3 4.510 11/15/2027	34,512.450	100.0120	34,516.59	34,508.31	8.28	0.0	1,556.51	4.51
Merck Co Inc - 58933YBH7 4.050 05/17/2028	130,000.000	100.8420	131,094.60	130,394.70	699.90	0.1	5,265.00	4.02
Microsoft Corp - 594918BJ2 3.125 11/03/2025	125,000.000	99.0560	123,820.00	120,882.50	2,937.50	0.1	3,906.25	3.15



CITY OF MENIFEE
ACCOUNT NUMBER: 6736302020

Page 22 of 48
September 1, 2024 to September 30, 2024

ASSET DETAIL (continued)

Security Description

Shares/Face Amt	Price	Market Value	Tax Cost	Unrealized Gain/Loss	Percent of Total Portfolio	Estimated Annual Income	Estimated Current Yield
Morgan Stanley - 61747YEZ4 Medium Term Note 5.050 01/28/2027							
750,000.000	100.9340	757,005.00	744,262.05	12,742.95	0.6	37,875.00	5.00
Morgan Stanley - 61747YFD2 Medium Term Note 5.164 04/20/2029							
800,000.000	102.7860	822,288.00	794,520.00	27,768.00	0.6	41,312.00	5.02
Morgan Stanley Fr - 6174468Q5 Medium Term Note 2.188 04/28/2026							
35,000.000	98.4340	34,451.90	33,013.20	1,438.70	0.0	765.80	2.22
National Rural Util Coop - 637432NS0 3.700 03/15/2029							
1,600,000.000	98.1820	1,570,912.00	1,507,712.00	63,200.00	1.2	59,200.00	3.77
National Rural Utils Coop Fin - 63743HFE7 Medium Term Note 3.450 06/15/2025							
10,000.000	99.2720	9,927.20	9,997.30	-70.10	0.0	345.00	3.47
National Rural Utils Corp Fin - 63743HFH0 Medium Term Note 4.450 03/13/2026							
70,000.000	100.4880	70,341.60	69,950.30	391.30	0.1	3,115.00	4.43
Northern Tr Corp Sr Nt - 665859AW4 4.000 05/10/2027							
15,000.000	100.1630	15,024.45	14,975.70	48.75	0.0	600.00	3.99
Paccar Financial Corp - 69371RR73 Medium Term Note 2.850 04/07/2025							
35,000.000	99.1140	34,689.90	34,990.90	-301.00	0.0	997.50	2.88
Paccar Financial Corp - 69371RS31 Medium Term Note 4.600 01/10/2028							
100,000.000	101.6500	101,650.00	99,515.00	2,135.00	0.1	4,600.00	4.52



CITY OF MENIFEE
ACCOUNT NUMBER: 6736302020

Page 23 of 48
September 1, 2024 to September 30, 2024

ASSET DETAIL (continued)

Security Description	Shares/Face Amt	Price	Market Value	Tax Cost	Unrealized Gain/Loss	Percent of Total Portfolio	Estimated Annual Income	Estimated Current Yield
Paccar Financial Corp - 69371RS80 Medium Term Note 4.600 01/31/2029	1,500,000.000	102.5420	1,538,130.00	1,468,515.00	69,615.00	1.2	69,000.00	4.49
Pepsico Inc - 713448CT3 2.750 04/30/2025	130,000.000	98.9740	128,666.20	124,989.80	3,676.40	0.1	3,575.00	2.78
Pnc Financial Services - 693475BL8 4.758 01/26/2027	135,000.000	100.3620	135,488.70	134,947.35	541.35	0.1	6,423.30	4.74
Prologis L P - 74340XCG4 4.875 06/15/2028	1,600,000.000	102.6130	1,641,808.00	1,577,232.00	64,576.00	1.3	78,000.00	4.75
Public Service Electric - 74456QBR6 Medium Term Note 2.250 09/15/2026	850,000.000	96.6500	821,525.00	807,126.00	14,399.00	0.6	19,125.00	2.33
Public Service Electric - 74456QBX3 Medium Term Note 3.650 09/01/2028	800,000.000	98.4560	787,648.00	752,432.00	35,216.00	0.6	29,200.00	3.71
Reality Income Corp - 756109AV6 3.875 04/15/2025	20,000.000	99.5870	19,917.40	19,714.00	203.40	0.0	775.00	3.89
Realty Income Corp - 756109BG8 3.950 08/15/2027	100,000.000	99.3880	99,388.00	97,097.00	2,291.00	0.1	3,950.00	3.97
Realty Income Corp Sr - 756109CF9 4.750 02/15/2029	1,450,000.000	101.8600	1,476,970.00	1,410,895.00	66,075.00	1.1	68,875.00	4.66
Simon Property Group LP - 828807DE4 3.375 12/01/2027	800,000.000	98.0390	784,312.00	749,536.00	34,776.00	0.6	30,000.00	3.82



CITY OF MENIFEE
ACCOUNT NUMBER: 6736302020

Page 24 of 48
September 1, 2024 to September 30, 2024

ASSET DETAIL (continued)

Security Description

Shares/Face Amt	Price	Market Value	Tax Cost	Unrealized Gain/Loss	Percent of Total Portfolio	Estimated Annual Income	Estimated Current Yield
State Str Corp Sr Nt - 857477CL5 4.993 03/18/2027							
125,000.000	102.3640	127,955.00	125,000.00	2,955.00	0.1	6,241.25	4.88
Target Corp - 87612EBM7 1.950 01/15/2027							
20,000.000	96.0600	19,212.00	19,966.00	-754.00	0.0	390.00	2.03
Toronto Dominion Bank - 89115A2C5 Medium Term Note 4.108 06/08/2027							
40,000.000	99.9890	39,995.60	39,866.00	129.60	0.0	1,643.20	4.11
Toyota Auto Rec Own Tr - 89238JAC9 A B S Ser 2021 D Cl A 3 04/15/2026 Var							
21,583.790	98.8120	21,327.37	20,326.70	1,000.67	0.0	153.25	0.72
Toyota Auto Rec Own Tr - 89231CAD9 A B S Ser 2022 C Cl A 3 3.760 04/15/2027							
21,811.500	99.4730	21,696.55	21,448.54	248.01	0.0	820.11	3.78
Toyota Mtr Cr Corp - 89236TJK2 Medium Term Note 1.125 06/18/2026							
40,000.000	95.3400	38,136.00	39,982.40	-1,846.40	0.0	450.00	1.18
Toyota Mtr Cr Corp - 89236TJT3 Medium Term Note 1.450 01/13/2025							
30,000.000	99.0890	29,726.70	29,959.80	-233.10	0.0	435.00	1.46
Toyota Mtr Cr Corp - 89236TKQ7 Medium Term Note 4.625 01/12/2028							
80,000.000	101.8510	81,480.80	79,947.20	1,533.60	0.1	3,700.00	4.54
Toyota Mtr Cr Corp - 89236TLB9 Medium Term Note 5.250 09/11/2028							
1,450,000.000	104.1940	1,510,813.00	1,455,605.50	55,207.50	1.2	76,125.00	5.04



CITY OF MENIFEE
ACCOUNT NUMBER: 6736302020

Page 25 of 48
September 1, 2024 to September 30, 2024

ASSET DETAIL (continued)

Security Description

Shares/Face Amt	Price	Market Value	Tax Cost	Unrealized Gain/Loss	Percent of Total Portfolio	Estimated Annual Income	Estimated Current Yield
Truist Finl Corp - 89788MAA0 Medium Term Note 1.200 08/05/2025							
30,000.000	97.2290	29,168.70	29,341.20	-172.50	0.0	360.00	1.23
Unitedhealth Group Inc - 91324PEC2 1.150 05/15/2026							
40,000.000	95.6040	38,241.60	39,563.60	-1,322.00	0.0	460.00	1.20
Unitedhealth Group Inc - 91324PEU2 4.250 01/15/2029							
850,000.000	100.8610	857,318.50	822,681.00	34,637.50	0.7	36,125.00	4.21
Unitedhealth Group Inc - 91324PEP3 5.250 02/15/2028							
700,000.000	104.0670	728,469.00	702,464.00	26,005.00	0.6	36,750.00	5.04
US Bancorp - 91159HJK7 Medium Term Note 4.653 02/01/2029							
1,600,000.000	100.9680	1,615,488.00	1,550,764.50	64,723.50	1.2	74,448.00	4.61
Walmart Inc - 931142ER0 1.050 09/17/2026							
10,000.000	94.9660	9,496.60	9,981.10	-484.50	0.0	105.00	1.11
Total Corporate Issues		\$30,112,303.61	\$29,119,714.30	\$992,589.31	23.0	\$1,304,098.79	

Foreign Issues

Bank Montreal Que - 06368D3S1 Medium Term Note 3.700 06/07/2025							
75,000.000	99.4070	74,555.25	73,120.50	1,434.75	0.1	2,775.00	3.72
Bank Of Montreal - 06368FAC3 Medium Term Note 1.250 09/15/2026							
40,000.000	94.6720	37,868.80	39,951.60	-2,082.80	0.0	500.00	1.32



CITY OF MENIFEE
ACCOUNT NUMBER: 6736302020

Page 26 of 48
September 1, 2024 to September 30, 2024

ASSET DETAIL (continued)

Security Description

Shares/Face Amt	Price	Market Value	Tax Cost	Unrealized Gain/Loss	Percent of Total Portfolio	Estimated Annual Income	Estimated Current Yield
Inter American Devel Bk - 4581X0DC9 3.125 09/18/2028							
120,000.000	98.2710	117,925.20	112,706.40	5,218.80	0.1	3,750.00	3.18
Inter American Devel Bk - 4581X0DV7 Medium Term Note 0.875 04/20/2026							
75,000.000	95.5250	71,643.75	74,656.50	-3,012.75	0.1	656.25	0.92
Inter American Devel Bk - 4581X0EN4 Medium Term Note 4.125 02/15/2029							
1,385,000.000	101.9760	1,412,367.60	1,381,426.20	30,941.40	1.1	57,131.25	4.04
International Bank - 459058KL6 3.625 09/21/2029							
1,350,000.000	99.9630	1,349,500.50	1,350,850.50	-1,350.00	1.0	48,937.50	3.63
International Bank M T N - 459058JL8 0.500 10/28/2025							
75,000.000	96.2960	72,222.00	74,670.05	-2,448.05	0.1	375.00	0.52
International Bank M T N - 459058KT9 3.500 07/12/2028							
1,300,000.000	99.6190	1,295,047.00	1,248,988.00	46,059.00	1.0	45,500.00	3.51
International Finance Corp - 45950KDD9 Medium Term Note 4.500 07/13/2028							
100,000.000	103.3120	103,312.00	99,889.00	3,423.00	0.1	4,500.00	4.36
Royal Bk Cda - 78016EZ59 Medium Term Note 3.375 04/14/2025							
20,000.000	99.3500	19,870.00	19,992.60	-122.60	0.0	675.00	3.40
Royal Bk Cda - 78016FZW7 Medium Term Note 4.900 01/12/2028							
80,000.000	102.3750	81,900.00	79,957.60	1,942.40	0.1	3,920.00	4.79



CITY OF MENIFEE
ACCOUNT NUMBER: 6736302020

Page 27 of 48
September 1, 2024 to September 30, 2024

ASSET DETAIL (continued)

Security Description

Shares/Face Amt	Price	Market Value	Tax Cost	Unrealized Gain/Loss	Percent of Total Portfolio	Estimated Annual Income	Estimated Current Yield
Royal Bk Cda - 78016HZV5 Medium Term Note 4.950 02/01/2029							
1,550,000.000	103.1250	1,598,437.50	1,530,273.50	68,164.00	1.2	76,725.00	4.80
Toronto Dominion Bank - 89115A2K7 Medium Term Note 5.103 01/09/2026							
80,000.000	101.0860	80,868.80	79,890.40	978.40	0.1	4,082.40	5.05
Toronto Dominion Bank - 89115A2U5 Medium Term Note 5.523 07/17/2028							
1,400,000.000	104.6120	1,464,568.00	1,406,219.50	58,348.50	1.1	77,322.00	5.28
Total Foreign Issues		\$7,780,086.40	\$7,572,592.35	\$207,494.05	5.9	\$326,849.40	
Total Taxable Bonds		\$130,636,823.07	\$129,766,243.42	\$870,579.65	99.8	\$4,139,629.68	
Total Assets		\$130,857,091.43	\$129,986,511.78	\$870,579.65	100.0	\$4,150,171.30	
Estimated Current Yield							3.17

ASSET DETAIL MESSAGES

Time of trade execution and trading party (if not disclosed) will be provided upon request.

Publicly traded assets are valued in accordance with market quotations or valuation methodologies from financial industry services believed by us to be reliable. Assets that are not publicly traded may be reflected at values from other external sources. Assets for which a current value is not available may be reflected at a previous value or as not valued, at par value, or at a nominal value. Values shown do not necessarily reflect prices at which assets could be bought or sold. Values are updated based on internal policy and may be updated less frequently than statement generation.

Estimated Current Yield and Estimated Annual Income are estimates provided for informational purposes only and should not be relied on for making investment, trading, or tax decisions. The estimates may not represent the actual value earned by your investments and they provide no guarantee of what your investments may earn in the future.

CITY OF MENIFEE
ACCOUNT NUMBER: 6736302020Page 28 of 48
September 1, 2024 to September 30, 2024**TRANSACTION DETAIL**

Date Posted	Activity	Description	Cash	Tax Cost
Beginning Balance 09/01/2024			\$0.00	\$129,812,989.40
09/03/24	Asset Income	Interest Earned On U S Treasury Nt 2.500% 2/28/26 0.0125 USD/\$1 Pv On 800,000 Par Value Due 8/31/24	10,000.00	
09/03/24	Asset Income	Interest Earned On U S Treasury Nt 3.125% 8/31/27 0.015625 USD/\$1 Pv On 1,630,000 Par Value Due 8/31/24	25,468.75	
09/03/24	Asset Income	Interest Earned On U S Treasury Nt 4.250% 2/28/29 0.02125 USD/\$1 Pv On 850,000 Par Value Due 8/31/24	18,062.50	
09/03/24	Asset Income	Interest Earned On U S Treasury Nt 4.375% 8/31/28 0.021875 USD/\$1 Pv On 800,000 Par Value Due 8/31/24	17,500.00	
09/03/24	Asset Income	Interest Earned On U S Treasury Nt 4.625% 2/28/26 0.023125 USD/\$1 Pv On 800,000 Par Value Due 8/31/24	18,500.00	
09/03/24	Asset Income	Interest Earned On Public Service Mtn 3.650% 9/01/28 0.01825 USD/\$1 Pv On 800,000 Par Value Due 9/1/24	14,600.00	
09/03/24	Asset Income	Interest Earned On Charles Schwab Corp 2.450% 3/03/27 0.01225 USD/\$1 Pv On 25,000 Par Value Due 9/3/24	306.25	
09/03/24	Asset Income	Interest Earned On Mastercard Inc 2.000% 3/03/25 0.01 USD/\$1 Pv On 35,000 Par Value Due 9/3/24	350.00	
09/03/24	Asset Income	Interest Earned On Federated Hermes Govt Obligs Is Interest From 8/1/24 To 8/31/24	6,173.62	
09/05/24	Asset Income	Interest Earned On Bank Of America Mtn 3.970% 3/05/29 0.01985 USD/\$1 Pv On 1,050,000 Par Value Due 9/5/24	20,842.50	
09/09/24	Asset Income	Interest Earned On Deere John Mtn 4.050% 9/08/25 0.02025 USD/\$1 Pv On 70,000 Par Value Due 9/8/24	1,417.50	



CITY OF MENIFEE
ACCOUNT NUMBER: 6736302020

Page 29 of 48
September 1, 2024 to September 30, 2024

TRANSACTION DETAIL (continued)

Date Posted	Activity	Description	Cash	Tax Cost
09/09/24	Asset Income	Interest Earned On F H L B Deb 4.375% 9/08/28 0.021875 USD/\$1 Pv On 225,000 Par Value Due 9/8/24	4,921.88	
09/09/24	Asset Income	Interest Earned On F H L B Deb 4.500% 3/09/29 0.0225 USD/\$1 Pv On 700,000 Par Value Due 9/9/24	15,750.00	
09/10/24	Asset Income	Interest Earned On F H L B Deb 4.500% 3/10/28 0.0225 USD/\$1 Pv On 190,000 Par Value Due 9/10/24	4,275.00	
09/11/24	Purchase	Purchased 1,600,000 Par Value Of U S Treasury Nt 3.125% 8/31/29 Trade Date 9/10/24 Purchased Through Nomura Securities Internationa Purchased On The Offexchange Transactions List Swift External Ref#: 8425403133869406 1,600,000 Par Value At 98.44921875 %	-1,575,187.50	1,575,187.50
09/11/24	Purchase Accrued Interest	Paid Accrued Interest On Purchase Of U S Treasury Nt 3.125% 8/31/29 Income Debit 1,519.34- USD	-1,519.34	
09/11/24	Purchase	Purchased 1,600,000 Par Value Of U S Treasury Nt 4.250% 6/30/29 Trade Date 9/10/24 Purchased Through J.P. Morgan Securities LLC Purchased On The Offexchange Transactions List Swift External Ref#: 8425403133869397 1,600,000 Par Value At 103.515625 %	-1,656,250.00	1,656,250.00
09/11/24	Purchase Accrued Interest	Paid Accrued Interest On Purchase Of U S Treasury Nt 4.250% 6/30/29 Income Debit 13,489.13- USD	-13,489.13	
09/11/24	Sale	Sold 3,000,000 Par Value Of U S Treasury Nt 1.500% 10/31/24 Trade Date 9/10/24 Sold Through J.P. Morgan Securities LLC Sold On The Offexchange Transactions List Swift External Ref#: 8425403133868970 3,000,000 Par Value At 99.50390633 %	2,985,117.19	-3,111,562.50

CITY OF MENIFEE
ACCOUNT NUMBER: 6736302020Page 30 of 48
September 1, 2024 to September 30, 2024**TRANSACTION DETAIL (continued)**

Date Posted	Activity	Description	Cash	Tax Cost
09/11/24	Sell Accrued Interest	Received Accrued Interest On Sale Of U S Treasury Nt 1.500% 10/31/24 Income Credit 16,385.87 USD	16,385.87	
09/11/24	Asset Income	Interest Earned On Apple Inc 2.050% 9/11/26 0.01025 USD/\$1 Pv On 25,000 Par Value Due 9/11/24	256.25	
09/11/24	Asset Income	Interest Earned On Toyota Mtr Cr Mtn 5.250% 9/11/28 0.02625 USD/\$1 Pv On 1,450,000 Par Value Due 9/11/24	38,062.50	
09/12/24	Asset Income	Interest Earned On American Honda Mtn 4.900% 3/12/27 0.024364 USD/\$1 Pv On 600,000 Par Value Due 9/12/24	14,618.33	
09/13/24	Asset Income	Interest Earned On American Honda Mtn 4.900% 3/13/29 0.0245 USD/\$1 Pv On 850,000 Par Value Due 9/13/24	20,825.00	
09/13/24	Asset Income	Interest Earned On National Rural Mtn 4.450% 3/13/26 0.02225 USD/\$1 Pv On 70,000 Par Value Due 9/13/24	1,557.50	
09/16/24	Asset Income	Interest Earned On Bank Of Montreal Mtn 1.250% 9/15/26 0.00625 USD/\$1 Pv On 40,000 Par Value Due 9/15/24	250.00	
09/16/24	Asset Income	Interest Earned On Gm Fin Cons Auto 0.680% 9/16/26 \$0.00057/Pv On 3,655.29 Pv Due 9/16/24	2.07	
09/16/24	Sale	Paid Down 394.78 Par Value Of Gm Fin Cons Auto 0.680% 9/16/26 Trade Date 9/16/24	394.78	-394.77
09/16/24	Asset Income	Interest Earned On Hyundai Auto Rec 2.220% 10/15/26 \$0.00185/Pv On 13,093.79 Pv Due 9/15/24	24.22	
09/16/24	Sale	Paid Down 1,301.55 Par Value Of Hyundai Auto Rec 2.220% 10/15/26 Trade Date 9/15/24	1,301.55	-1,301.50



CITY OF MENIFEE
ACCOUNT NUMBER: 6736302020

Page 31 of 48
September 1, 2024 to September 30, 2024

TRANSACTION DETAIL (continued)

Date Posted	Activity	Description	Cash	Tax Cost
09/16/24	Asset Income	Interest Earned On John Deere Ownr Tr 3.740% 2/16/27 \$0.00312/Pv On 11,857.46 Pv Due 9/15/24	36.96	
09/16/24	Sale	Paid Down 635.67 Par Value Of John Deere Ownr Tr 3.740% 2/16/27 Trade Date 9/15/24	635.67	-635.61
09/16/24	Asset Income	Interest Earned On John Deere Owner 5.090% 6/15/27 \$0.00424/Pv On 23,798.89 Pv Due 9/15/24	100.95	
09/16/24	Sale	Paid Down 1,339.47 Par Value Of John Deere Owner 5.090% 6/15/27 Trade Date 9/15/24	1,339.47	-1,339.37
09/16/24	Asset Income	Interest Earned On John Deere Owner 5.010% 11/15/27 \$0.00418/Pv On 20,000.00 Pv Due 9/15/24	83.50	
09/16/24	Asset Income	Interest Earned On Mercedes Benz Auto 4.510% 11/15/27 \$0.00376/Pv On 35,000.00 Pv Due 9/15/24	131.54	
09/16/24	Sale	Paid Down 487.55 Par Value Of Mercedes Benz Auto 4.510% 11/15/27 Trade Date 9/15/24	487.55	-487.49
09/16/24	Asset Income	Interest Earned On Gm Fin Cons Auto 1.260% 11/16/26 \$0.00105/Pv On 4,437.18 Pv Due 9/16/24	4.66	
09/16/24	Sale	Paid Down 442.56 Par Value Of Gm Fin Cons Auto 1.260% 11/16/26 Trade Date 9/16/24	442.56	-442.52
09/16/24	Asset Income	Interest Earned On Honda Auto Rec Own 1.880% 5/15/26 \$0.00157/Pv On 48,620.57 Pv Due 9/15/24	76.18	
09/16/24	Sale	Paid Down 4,971.62 Par Value Of Honda Auto Rec Own 1.880% 5/15/26 Trade Date 9/15/24	4,971.62	-4,782.27



CITY OF MENIFEE
ACCOUNT NUMBER: 6736302020

Page 32 of 48
September 1, 2024 to September 30, 2024

TRANSACTION DETAIL (continued)

Date Posted	Activity	Description	Cash	Tax Cost
09/16/24	Asset Income	Interest Earned On Hyundai Auto Rec Tr 0.740% 5/15/26 \$0.00062/Pv On 5,662.50 Pv Due 9/15/24	3.50	
09/16/24	Sale	Paid Down 959.18 Par Value Of Hyundai Auto Rec Tr 0.740% 5/15/26 Trade Date 9/15/24	959.18	-945.43
09/16/24	Asset Income	Interest Earned On John Deere Owner 2.320% 9/15/26 \$0.00193/Pv On 4,643.94 Pv Due 9/15/24	8.98	
09/16/24	Sale	Paid Down 380.92 Par Value Of John Deere Owner 2.320% 9/15/26 Trade Date 9/15/24	380.92	-380.84
09/16/24	Asset Income	Interest Earned On John Deere Own 0.520% 3/16/26 \$0.00043/Pv On 3,559.87 Pv Due 9/15/24	1.54	
09/16/24	Sale	Paid Down 378.24 Par Value Of John Deere Own 0.520% 3/16/26 Trade Date 9/15/24	378.24	-378.20
09/16/24	Asset Income	Interest Earned On Toyota Auto Rec 3.760% 4/15/27 \$0.00313/Pv On 23,250.35 Pv Due 9/15/24	72.85	
09/16/24	Sale	Paid Down 1,438.85 Par Value Of Toyota Auto Rec 3.760% 4/15/27 Trade Date 9/15/24	1,438.85	-1,414.91
09/16/24	Asset Income	Interest Earned On Toyota Auto Rec 0.710% 4/15/26 \$0.00059/Pv On 24,734.61 Pv Due 9/15/24	14.63	
09/16/24	Sale	Paid Down 3,150.82 Par Value Of Toyota Auto Rec 0.710% 4/15/26 Trade Date 9/15/24	3,150.82	-2,967.31
09/16/24	Asset Income	Interest Earned On F H L B Deb 2.375% 3/14/25 0.011875 USD/\$1 Pv On 35,000 Par Value Due 9/14/24	415.63	



CITY OF MENIFEE
ACCOUNT NUMBER: 6736302020

Page 33 of 48
September 1, 2024 to September 30, 2024

TRANSACTION DETAIL (continued)

Date Posted	Activity	Description	Cash	Tax Cost
09/16/24	Asset Income	Interest Earned On Ace Ina Holding 3.150% 3/15/25 0.01575 USD/\$1 Pv On 50,000 Par Value Due 9/15/24	787.50	
09/16/24	Asset Income	Interest Earned On Berkshire Hathaway 2.300% 3/15/27 0.0115 USD/\$1 Pv On 45,000 Par Value Due 9/15/24	517.50	
09/16/24	Asset Income	Interest Earned On National Rural Util 3.700% 3/15/29 0.0185 USD/\$1 Pv On 1,600,000 Par Value Due 9/15/24	29,600.00	
09/16/24	Asset Income	Interest Earned On Public Service Mtn 2.250% 9/15/26 0.01125 USD/\$1 Pv On 850,000 Par Value Due 9/15/24	9,562.50	
09/16/24	Asset Income	Interest Earned On F H L B Deb 0.700% 9/16/25 0.0035 USD/\$1 Pv On 4,000,000 Par Value Due 9/16/24	14,000.00	
09/17/24	Asset Income	Interest Earned On Walmart Inc 1.050% 9/17/26 0.00525 USD/\$1 Pv On 10,000 Par Value Due 9/17/24	52.50	
09/18/24	Asset Income	Interest Earned On Honda Auto Rec Owner 5.270% 11/20/28 \$0.00439/Pv On 210,000.00 Pv Due 9/18/24	922.25	
09/18/24	Asset Income	Interest Earned On Inter Amer Dev Bk 3.125% 9/18/28 0.015625 USD/\$1 Pv On 120,000 Par Value Due 9/18/24	1,875.00	
09/18/24	Asset Income	Interest Earned On State Str Corp Sr 4.993% 3/18/27 0.024965 USD/\$1 Pv On 125,000 Par Value Due 9/18/24	3,120.63	
09/20/24	Purchase	Purchased 500,000 Par Value Of U S Treasury Nt 3.125% 8/31/29 Trade Date 9/19/24 Purchased Through Nomura Securities Internationa Purchased On The Offexchange Transactions List Swift External Ref#: 8426303133898446 500,000 Par Value At 98.171876 %	-490,859.38	490,859.38

CITY OF MENIFEE
ACCOUNT NUMBER: 6736302020Page 34 of 48
September 1, 2024 to September 30, 2024**TRANSACTION DETAIL (continued)**

Date Posted	Activity	Description	Cash	Tax Cost
09/20/24	Purchase Accrued Interest	Paid Accrued Interest On Purchase Of U S Treasury Nt 3.125% 8/31/29 Income Debit 863.26- USD	-863.26	
09/20/24	Purchase	Purchased 300,000 Par Value Of Bank Of America Mtn 3.559% 4/23/27 Trade Date 9/19/24 Purchased Through Citigroup Global Markets Inc. Purchased On The Marketaxess Corporation Swift External Ref#: 8426303133898492 300,000 Par Value At 98.875 %	-296,625.00	296,625.00
09/20/24	Purchase Accrued Interest	Paid Accrued Interest On Purchase Of Bank Of America Mtn 3.559% 4/23/27 Income Debit 4,359.77- USD	-4,359.77	
09/20/24	Sale	Sold 3,000,000 Par Value Of U S Treasury Nt 1.375% 1/31/25 Trade Date 9/19/24 Sold Through BofA Securities, Inc. Sold On The Offexchange Transactions List Swift External Ref#: 8426303133898427 3,000,000 Par Value At 98.859375 %	2,965,781.25	-3,091,875.00
09/20/24	Sell Accrued Interest	Received Accrued Interest On Sale Of U S Treasury Nt 1.375% 1/31/25 Income Credit 5,716.71 USD	5,716.71	
09/23/24	Asset Income	Interest Earned On Honda Auto Rec 0.880% 1/21/26 \$0.00073/Pv On 3,134.56 Pv Due 9/21/24	2.30	
09/23/24	Sale	Paid Down 418.88 Par Value Of Honda Auto Rec 0.880% 1/21/26 Trade Date 9/21/24	418.88	-418.79
09/23/24	Asset Income	Interest Earned On F F C B Deb 4.500% 9/22/28 0.0225 USD/\$1 Pv On 95,000 Par Value Due 9/22/24	2,137.50	
09/23/24	Asset Income	Interest Earned On F H L M C M T N 0.375% 9/23/25 0.001875 USD/\$1 Pv On 75,000 Par Value Due 9/23/24	140.63	



CITY OF MENIFEE
ACCOUNT NUMBER: 6736302020

Page 35 of 48
September 1, 2024 to September 30, 2024

TRANSACTION DETAIL (continued)

Date Posted	Activity	Description	Cash	Tax Cost
09/24/24	Purchase	Purchased 1,000,000 Par Value Of F H L M C Mltcl Mtg 2.982% 5/25/52 Trade Date 9/19/24 Purchased Through Goldman Sachs & Co. LLC Purchased On The Offexchange Transactions List Swift External Ref#: 8426303133897220 1,000,000 Par Value At 96.476563 %	-964,765.62	964,765.62
09/24/24	Purchase Accrued Interest	Paid Accrued Interest On Purchase Of F H L M C Mltcl Mtg 2.982% 5/25/52 Income Debit 1,905.17- USD	-1,905.17	
09/25/24	Asset Income	Interest Earned On Bmw Vehicle Owner 5.180% 2/26/29 \$0.00432/Pv On 570,000.00 Pv Due 9/25/24	2,460.50	
09/25/24	Asset Income	Interest Earned On F H L B Gtd Remic 3.171% 10/25/24 \$0.00264/Pv On 23,809.92 Pv Due 9/25/24	62.92	
09/25/24	Sale	Paid Down 12,414.51 Par Value Of F H L B Gtd Remic 3.171% 10/25/24 Trade Date 9/25/24	12,414.51	-13,354.32
09/25/24	Asset Income	Interest Earned On F H L M C Mltcl Mtg 2.670% 12/25/24 \$0.00223/Pv On 13,987.87 Pv Due 9/25/24	31.12	
09/25/24	Sale	Paid Down 607.21 Par Value Of F H L M C Mltcl Mtg 2.670% 12/25/24 Trade Date 9/25/24	607.21	-612.90
09/25/24	Asset Income	Interest Earned On F H L M C Mltcl Mtg 3.329% 5/25/25 \$0.00277/Pv On 34,693.96 Pv Due 9/25/24	96.25	
09/25/24	Sale	Paid Down 69.86 Par Value Of F H L M C Mltcl Mtg 3.329% 5/25/25 Trade Date 9/25/24	69.86	-71.80
09/25/24	Asset Income	Interest Earned On F H L M C Mltcl Mt 3.284% 6/25/25 \$0.00274/Pv On 59,627.76 Pv Due 9/25/24	163.18	

CITY OF MENIFEE
ACCOUNT NUMBER: 6736302020Page 36 of 48
September 1, 2024 to September 30, 2024**TRANSACTION DETAIL (continued)**

Date Posted	Activity	Description	Cash	Tax Cost
09/25/24	Sale	Paid Down 125.02 Par Value Of F H L M C Mltcl Mt 3.284% 6/25/25 Trade Date 9/25/24	125.02	-132.95
09/25/24	Asset Income	Interest Earned On F H L M C Mltcl Mt 3.334% 8/25/25 \$0.00278/Pv On 25,000.00 Pv Due 9/25/24	69.46	
09/25/24	Asset Income	Interest Earned On F H L M C Mltcl Mtg 2.995% 12/25/25 \$0.00250/Pv On 125,000.00 Pv Due 9/25/24	311.98	
09/25/24	Asset Income	Interest Earned On F H L M C Mltcl Mtg 2.745% 1/25/26 \$0.00229/Pv On 70,000.00 Pv Due 9/25/24	160.13	
09/25/24	Asset Income	Interest Earned On F H L M C Mltcl Mtg 2.525% 5/25/26 \$0.00210/Pv On 120,000.00 Pv Due 9/25/24	252.50	
09/25/24	Asset Income	Interest Earned On F H L M C Mltcl Mt 2.653% 8/25/26 \$0.00221/Pv On 125,000.00 Pv Due 9/25/24	276.35	
09/25/24	Asset Income	Interest Earned On F H L M C Mltcl Mtg 3.413% 12/25/26 \$0.00284/Pv On 70,000.00 Pv Due 9/25/24	199.09	
09/25/24	Asset Income	Interest Earned On F H L M C Mltcl Mt 3.430% 1/25/27 \$0.00286/Pv On 70,000.00 Pv Due 9/25/24	200.08	
09/25/24	Asset Income	Interest Earned On F H L M C Mltcl Mt 3.187% 9/25/27 \$0.00266/Pv On 99,806.93 Pv Due 9/25/24	265.07	
09/25/24	Sale	Paid Down 157.98 Par Value Of F H L M C Mltcl Mt 3.187% 9/25/27 Trade Date 9/25/24	157.98	-151.57
09/25/24	Asset Income	Interest Earned On F H L M C Mltcl Mt 3.303% 11/25/27 \$0.00275/Pv On 30,000.00 Pv Due 9/25/24	82.58	



CITY OF MENIFEE
ACCOUNT NUMBER: 6736302020

Page 37 of 48
September 1, 2024 to September 30, 2024

TRANSACTION DETAIL (continued)

Date Posted	Activity	Description	Cash	Tax Cost
09/25/24	Asset Income	Interest Earned On F H L M C Mltcl Mt 3.900% 8/25/28 \$0.00325/Pv On 1,500,000.00 Pv Due 9/25/24	4,875.00	
09/25/24	Asset Income	Interest Earned On F H L M C Mltcl Mt 3.422% 2/25/52 \$0.00285/Pv On 1,500,000.00 Pv Due 9/25/24	4,277.50	
09/25/24	Asset Income	Interest Earned On F H L M C Mltcl Mtg 2.031% 9/25/28 \$0.00169/Pv On 135,000.00 Pv Due 9/25/24	228.49	
09/25/24	Asset Income	Interest Earned On F H L M C Mltcl Mtg 3.241% 9/25/24 \$0.00270/Pv On 0.00 Pv Due 9/25/24	6.40	
09/25/24	Asset Income	Interest Earned On Bmw Vehicle Lease 5.160% 11/25/25 \$0.00430/Pv On 75,388.10 Pv Due 9/25/24	324.17	
09/25/24	Sale	Paid Down 10,932.07 Par Value Of Bmw Vehicle Lease 5.160% 11/25/25 Trade Date 9/25/24	10,932.07	-10,951.85
09/25/24	Asset Income	Interest Earned On Bmw Veh Owner Tr 3.210% 8/25/26 \$0.00268/Pv On 7,781.81 Pv Due 9/25/24	20.82	
09/25/24	Sale	Paid Down 769.97 Par Value Of Bmw Veh Owner Tr 3.210% 8/25/26 Trade Date 9/25/24	769.97	-769.93
09/25/24	Asset Income	Interest Earned On F H L M C Mltcl Mt 2.525% 10/25/26 \$0.00210/Pv On 125,000.00 Pv Due 9/25/24	263.02	
09/26/24	Sale	Sold 2,368.66 Par Value Of F H L M C Mltcl Mtg 3.241% 9/25/24 Trade Date 9/26/24 Sold Through Calls	2,368.66	-2,493.76
09/26/24	Asset Income	Interest Earned On F F C B Deb 4.500% 3/26/27 0.0225 USD/\$1 Pv On 700,000 Par Value Due 9/26/24	15,750.00	

CITY OF MENIFEE
ACCOUNT NUMBER: 6736302020Page 38 of 48
September 1, 2024 to September 30, 2024**TRANSACTION DETAIL (continued)**

Date Posted	Activity	Description	Cash	Tax Cost
09/27/24	Asset Income	Interest Earned On Honda Auto 4.570% 3/21/29 0.003808 USD/\$1 Pv On 800,000 Par Value Due 9/21/24	3,046.67	
09/27/24	Purchase	Purchased 1,350,000 Par Value Of Intl Bk 3.625% 9/21/29 Trade Date 9/26/24 Purchased Through Marketaxess Corp Purchased On The Marketaxess Corporation Swift External Ref#: 8427003133916005 1,350,000 Par Value At 100.063 %	-1,350,850.50	1,350,850.50
09/27/24	Purchase Accrued Interest	Paid Accrued Interest On Purchase Of Intl Bk 3.625% 9/21/29 Income Debit 815.63- USD	-815.63	
09/30/24	Asset Income	Interest Earned On U S Treasury Nt 0.250% 9/30/25 0.00125 USD/\$1 Pv On 70,000 Par Value Due 9/30/24	87.50	
09/30/24	Asset Income	Interest Earned On U S Treasury Nt 0.500% 3/31/25 0.0025 USD/\$1 Pv On 5,000,000 Par Value Due 9/30/24	12,500.00	
09/30/24	Asset Income	Interest Earned On U S Treasury Nt 0.750% 3/31/26 0.00375 USD/\$1 Pv On 4,000,000 Par Value Due 9/30/24	15,000.00	
09/30/24	Asset Income	Interest Earned On U S Treasury Nt 0.875% 9/30/26 0.004375 USD/\$1 Pv On 120,000 Par Value Due 9/30/24	525.00	
09/30/24	Asset Income	Interest Earned On U S Treasury Nt 4.125% 3/31/29 0.020625 USD/\$1 Pv On 1,600,000 Par Value Due 9/30/24	33,000.00	
09/30/24	Asset Income	Interest Earned On U S Treasury Nt 4.125% 9/30/27 0.020625 USD/\$1 Pv On 800,000 Par Value Due 9/30/24	16,500.00	
09/30/24	Asset Income	Interest Earned On U S Treasury Nt 4.500% 3/31/26 0.0225 USD/\$1 Pv On 850,000 Par Value Due 9/30/24	19,125.00	
	Purchase	Combined Purchases For The Period 9/ 1/24 - 9/30/24 Of Federated Hermes Govt Obligs Is	-2,611,971.40	2,611,971.40

CITY OF MENIFEE
ACCOUNT NUMBER: 6736302020Page 39 of 48
September 1, 2024 to September 30, 2024**TRANSACTION DETAIL (continued)**

Date Posted	Activity	Description	Cash	Tax Cost
	Sale	Combined Sales For The Period 9/ 1/24 - 9/30/24 Of Federated Hermes Govt Obligs Is	2,525,121.43	-2,525,121.43
Ending Balance 09/30/2024			\$0.00	\$129,986,511.78



CITY OF MENIFEE
ACCOUNT NUMBER: 6736302020

Page 40 of 48
September 1, 2024 to September 30, 2024

SALE/MATURITY SUMMARY

	Settlement Date	Description	Tax Cost	Proceeds	Estimated Gain/Loss
Taxable Bonds					
Bmw Veh Owner Tr A B S Ser 2022 A CI A 3 08/25/2026 Var BVO3226					
	09/25/24	Paid Down 769.97 Par Value Trade Date 9/25/24	-769.93	769.97	0.04
Bmw Vehicle Lease A B S Ser 2023 1 CI A 3 5.160 11/25/2025 05593AAC3					
	09/25/24	Paid Down 10,932.07 Par Value Trade Date 9/25/24	-10,951.85	10,932.07	-19.78
F H L B Gtd R E M I C Pass Thru C M O Ser K041 CI A2 3.171 10/25/2024 3137BFE98					
	09/25/24	Paid Down 12,414.51 Par Value Trade Date 9/25/24	-13,354.32	12,414.51	-939.81
F H L M C Multiclass Mtg Partn C M O Ser K040 CI A2 3.241 09/25/2024 FHL3224					
	09/26/24	Sold 2,368.66 Par Value Trade Date 9/26/24 Sold Through Calls	-2,493.76	2,368.66	-125.10

CITY OF MENIFEE
ACCOUNT NUMBER: 6736302020Page 41 of 48
September 1, 2024 to September 30, 2024**SALE/MATURITY SUMMARY (continued)**

	Settlement Date	Description	Tax Cost	Proceeds	Estimated Gain/Loss
F H L M C Multiclass Mtg Partn C M O Ser K042 CI A2 2.670 12/25/2024 3137BFXT3					
	09/25/24	Paid Down 607.21 Par Value Trade Date 9/25/24	-612.90	607.21	-5.69
F H L M C Multiclass Mtg Partn C M O Ser K047 CI A2 3.329 05/25/2025 FHL3325A					
	09/25/24	Paid Down 69.86 Par Value Trade Date 9/25/24	-71.80	69.86	-1.94
F H L M C Multiclass Mtg Partn C M O Ser K048 CI A2 06/25/2025 Var FHL3225					
	09/25/24	Paid Down 125.02 Par Value Trade Date 9/25/24	-132.95	125.02	-7.93
F H L M C Multiclass Mtg Partn C M O Ser K069 CI A2 3.187 09/25/2027 FHL3127A					
	09/25/24	Paid Down 157.98 Par Value Trade Date 9/25/24	-151.57	157.98	6.41



CITY OF MENIFEE
ACCOUNT NUMBER: 6736302020

Page 42 of 48
September 1, 2024 to September 30, 2024

SALE/MATURITY SUMMARY (continued)

	Settlement Date	Description	Tax Cost	Proceeds	Estimated Gain/Loss
Gm Fin Cons Auto Rec A B S Ser 2022 1 CI A3 1.260 11/16/2026 GFC1226					
	09/16/24	Paid Down 442.56 Par Value Trade Date 9/16/24	-442.52	442.56	0.04
Gm Fin Cons Auto Rec Tr A B S Ser 2021 4 CI A 3 0.680 09/16/2026 GFC0626					
	09/16/24	Paid Down 394.78 Par Value Trade Date 9/16/24	-394.77	394.78	0.01
Honda Auto Rec Ownr Tr A B S Ser 2022 1 CI A 3 1.880 05/15/2026 HAR1826					
	09/16/24	Paid Down 4,971.62 Par Value Trade Date 9/15/24	-4,782.27	4,971.62	189.35
Honda Auto Rec Ownr Tr 2021 4 A B S Ser 2021 4 CI A3 01/21/2026 Var HAR0826					
	09/23/24	Paid Down 418.88 Par Value Trade Date 9/21/24	-418.79	418.88	0.09



CITY OF MENIFEE
ACCOUNT NUMBER: 6736302020

Page 43 of 48
September 1, 2024 to September 30, 2024

SALE/MATURITY SUMMARY (continued)

	Settlement Date	Description	Tax Cost	Proceeds	Estimated Gain/Loss
Hyundai Auto Rec Tr A B S Ser 2021 C CI A3 0.740 05/15/2026 HAR0726	09/16/24	Paid Down 959.18 Par Value Trade Date 9/15/24	-945.43	959.18	13.75
Hyundai Auto Rec Tr A B S Ser 2022 A CI A3 10/15/2026 Var HAR2226	09/16/24	Paid Down 1,301.55 Par Value Trade Date 9/15/24	-1,301.50	1,301.55	0.05
John Deere Own A B S Ser 2021 B CI A 3 03/16/2026 Var JDO0926	09/16/24	Paid Down 378.24 Par Value Trade Date 9/15/24	-378.20	378.24	0.04
John Deere Owner A B S Ser 2022 C CI A 3 5.090 06/15/2027 JDO5027	09/16/24	Paid Down 1,339.47 Par Value Trade Date 9/15/24	-1,339.37	1,339.47	0.10

CITY OF MENIFEE
ACCOUNT NUMBER: 6736302020Page 44 of 48
September 1, 2024 to September 30, 2024**SALE/MATURITY SUMMARY (continued)**

	Settlement Date	Description	Tax Cost	Proceeds	Estimated Gain/Loss
John Deere Owner Tr					
A B S Ser 2022 CI A 3					
09/15/2026 Var					
JDO2326					
	09/16/24	Paid Down 380.92 Par Value Trade Date 9/15/24	-380.84	380.92	0.08
John Deere Ownr Tr					
A B S Ser 2022 B CI A3					
02/16/2027 Var					
JDO6827					
	09/16/24	Paid Down 635.67 Par Value Trade Date 9/15/24	-635.61	635.67	0.06
Mercedes Benz Auto					
A B S Ser 2023 1 CI A3					
4.510 11/15/2027					
MBA4527					
	09/16/24	Paid Down 487.55 Par Value Trade Date 9/15/24	-487.49	487.55	0.06
Toyota Auto Rec Own Tr					
A B S Ser 2021 D CI A 3					
04/15/2026 Var					
TAR0726					
	09/16/24	Paid Down 3,150.82 Par Value Trade Date 9/15/24	-2,967.31	3,150.82	183.51



CITY OF MENIFEE
ACCOUNT NUMBER: 6736302020

Page 45 of 48
September 1, 2024 to September 30, 2024

SALE/MATURITY SUMMARY (continued)

	Settlement Date	Description	Tax Cost	Proceeds	Estimated Gain/Loss
Toyota Auto Rec Own Tr A B S Ser 2022 C CI A 3 3.760 04/15/2027 TAR3727	09/16/24	Paid Down 1,438.85 Par Value Trade Date 9/15/24	-1,414.91	1,438.85	23.94
U S Treasury Note 1.375 01/31/2025 912828Z52	09/20/24	Sold 3,000,000 Par Value Trade Date 9/19/24 Sold Through BofA Securities, Inc. Sold On The Offexchange Transactions List Swift External Ref#: 8426303133898427 3,000,000 Par Value At 98.859375 %	-3,091,875.00	2,965,781.25	-126,093.75
U S Treasury Note 1.500 10/31/2024 912828YM6	09/11/24	Sold 3,000,000 Par Value Trade Date 9/10/24 Sold Through J.P. Morgan Securities LLC Sold On The Offexchange Transactions List Swift External Ref#: 8425403133868970 3,000,000 Par Value At 99.50390633 %	-3,111,562.50	2,985,117.19	-126,445.31
Total Taxable Bonds			-\$6,247,865.59	\$5,994,643.81	-\$253,221.78
Total Sales & Maturities			-\$6,247,865.59	\$5,994,643.81	-\$253,221.78



CITY OF MENIFEE
ACCOUNT NUMBER: 6736302020

Page 46 of 48
September 1, 2024 to September 30, 2024

SALE/MATURITY SUMMARY MESSAGES

Estimated Year-To-Date Short-Term Gain (Loss): \$235.68

Estimated Year-To-Date Long-Term Gain (Loss): (\$955,242.25)

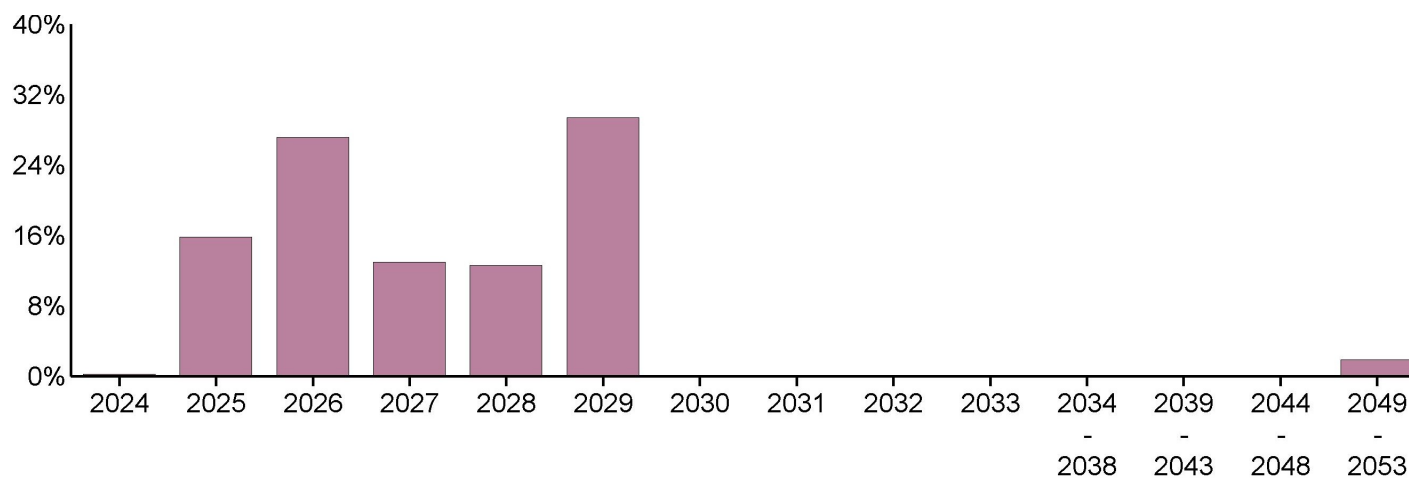
Estimates should not be used for tax purposes



CITY OF MENIFEE
ACCOUNT NUMBER: 6736302020

Page 47 of 48
September 1, 2024 to September 30, 2024

BOND SUMMARY



	Par Value	Market Value	Percentage of Category
MATURITY			
2024	349,776.07	349,405.62	0.26
2025	20,978,582.87	20,630,685.26	15.80
2026	36,648,155.60	35,457,503.56	27.15
2027	16,849,654.11	16,919,451.03	12.96
2028	16,180,000.00	16,447,086.60	12.59
2029	37,730,000.00	38,404,786.00	29.39
2030	0.00	0.00	0.00
2031	0.00	0.00	0.00
2032	0.00	0.00	0.00
2033	0.00	0.00	0.00
2034 - 2038	0.00	0.00	0.00
2039 - 2043	0.00	0.00	0.00
2044 - 2048	0.00	0.00	0.00
2049 - 2053	2,500,000.00	2,427,905.00	1.85
Total of Category	\$131,236,168.65	\$130,636,823.07	100.00



CITY OF MENIFEE
ACCOUNT NUMBER: 6736302020

Page 48 of 48
September 1, 2024 to September 30, 2024

BOND SUMMARY (continued)

	Par Value	Market Value	Percentage of Category
MOODY'S RATING			
Aaa	94,095,599.53	93,213,806.50	71.36
Aa2	55,000.00	53,052.55	0.04
Aa3	90,000.00	88,549.60	0.07
A1	19,207,000.00	19,387,361.38	14.84
A2	4,245,000.00	4,341,540.95	3.32
A3	7,335,000.00	7,439,238.90	5.69
Baa1	30,000.00	29,168.70	0.02
N/A	6,178,569.12	6,084,104.49	4.66
Total of Category	\$131,236,168.65	\$130,636,823.07	100.00

S&P RATING			
AAA	7,126,424.20	7,124,038.37	5.45
AA+	29,450,000.00	28,466,339.70	21.79
AA	115,000.00	110,419.75	0.08
AA-	700,000.00	715,323.00	0.55
A+	5,155,000.00	5,287,730.95	4.05
A	13,785,000.00	14,032,918.85	10.74
A-	11,207,000.00	11,192,519.53	8.57
N/A	63,697,744.45	63,707,532.92	48.77
Total of Category	\$131,236,168.65	\$130,636,823.07	100.00

BOND SUMMARY MESSAGES

Data contained within this section excluded Mutual Funds, Exchange Traded Funds, and Closed-Ended Funds.

Glossary

Accretion - The accumulation of the value of a discounted bond until maturity.

Adjusted Prior Market Realized Gain/Loss - The difference between the proceeds and the Prior Market Value of the transaction.

Adjusted Prior Market Unrealized Gain/Loss - The difference between the Market Value and the Adjusted Prior Market Value.

Adjusted Prior Market Value - A figure calculated using the beginning Market Value for the fiscal year, adjusted for all asset related transactions during the period, employing an average cost methodology.

Amortization - The decrease in value of a premium bond until maturity.

Asset - Anything owned that has commercial exchange value. Assets may consist of specific property or of claims against others, in contrast to obligations due to others (liabilities).

Bond Rating - A measurement of a bond's quality based upon the issuer's financial condition. Ratings are assigned by independent rating services, such as Moody's, or S&P, and reflect their opinion of the issuer's ability to meet the scheduled interest and principal repayments for the bond.

Cash - Cash activity that includes both income and principal cash categories.

Change in Unrealized Gain/Loss - Also reported as Gain/Loss in Period in the Asset Detail section. This figure shows the market appreciation (depreciation) for the current period.

Cost Basis (Book Value) - The original price of an asset, normally the purchase price or appraised value at the time of acquisition. Book Value method maintains an average cost for each asset.

Cost Basis (Tax Basis) - The original price of an asset, normally the purchase price or appraised value at the time of acquisition. Tax Basis uses client determined methods such as Last-In-First-Out (LIFO), First-In-First-Out (FIFO), Average, Minimum Gain, and Maximum Gain.

Ending Accrual - (Also reported as Accrued Income) Income earned but not yet received, or expenses incurred but not yet paid, as of the end of the reporting period.

Estimated Annual Income - The amount of income a particular asset is anticipated to earn over the next year. The shares multiplied by annual income rate.

Estimated Current Yield - The annual rate of return on an investment expressed as a percentage. For stocks, yield is calculated by taking the annual dividend payments divided by the stock's current share price. For bonds, yield is calculated by the coupon rate divided by the bond's market price.

Ex-Dividend Date - (Also reported as Ex-Date) For stock trades, the person who owns the security on the ex-dividend date will earn the dividend, regardless of who currently owns the stock.

Income Cash - A category of cash comprised of ordinary earnings derived from investments, usually dividends and interest.

Market Value - The price per unit multiplied by the number of units.

Maturity Date - The date on which an obligation or note matures.

Payable Date - The date on which a dividend, mutual fund distribution, or interest on a bond will be made.

Principal Cash - A category of cash comprised of cash, deposits, cash withdrawals and the cash flows generated from purchases or sales of investments.

Realized Gain/Loss Calculation - The Proceeds less the Cost Basis of a transaction.

Settlement Date - The date on which a trade settles and cash or securities are credited or debited to the account.

Trade Date - The date a trade is legally entered into.

Unrealized Gain/Loss - The difference between the Market Value and Cost Basis at the end of the current period.

Yield on/at Market - The annual rate of return on an investment expressed as a percentage. For stocks, yield is calculated by the annual dividend payments divided by the stock's current share price. For bonds, yield is calculated by the coupon rate divided by the bond's market price.

The terms defined in this glossary are only for use when reviewing your account statement. Please contact your Relationship Manager with any questions.



023949
-UC-275

U.S. Bank
1555 N. Rivercenter Dr.
Suite 300
Milwaukee, WI 53212

000018332 06 SP 000638811147349 S

CITY OF MENIFEE
FINANCE DEPARTMENT
29844 HAUN ROAD
MENIFEE, CA 92586

