

**QUESTIONS?**

If you have any questions regarding your account or this statement, please contact your Administrator.

KATHERINE ARTISHON
EP-MN-WS4E
60 LIVINGSTON AVE.
ST PAUL MN 55107
E-mail katherine.artishon@usbank.com

Portfolio Manager:
TS PRT RC #1 - AUTO
CN-OH-W6TC

ACCOUNT NUMBER: [REDACTED]
CITY OF MENIFEE

This statement is for the period from September 1, 2023 to September 30, 2023

|||||
000016733 06 SP 000638565891767 S
CITY OF MENIFEE
FINANCE DEPARTMENT
29844 HAUN ROAD
MENIFEE, CA 92586



THIS PAGE WAS INTENTIONALLY LEFT BLANK



TABLE OF CONTENTS

Schedule	Page
Market Value Summary	1
Asset Summary	2
Income Summary	3
Cash Summary	4
Asset Detail	5
Transaction Detail	23
Sale/Maturity Summary	34
Bond Summary	41



THIS PAGE WAS INTENTIONALLY LEFT BLANK



CITY OF MENIFEE

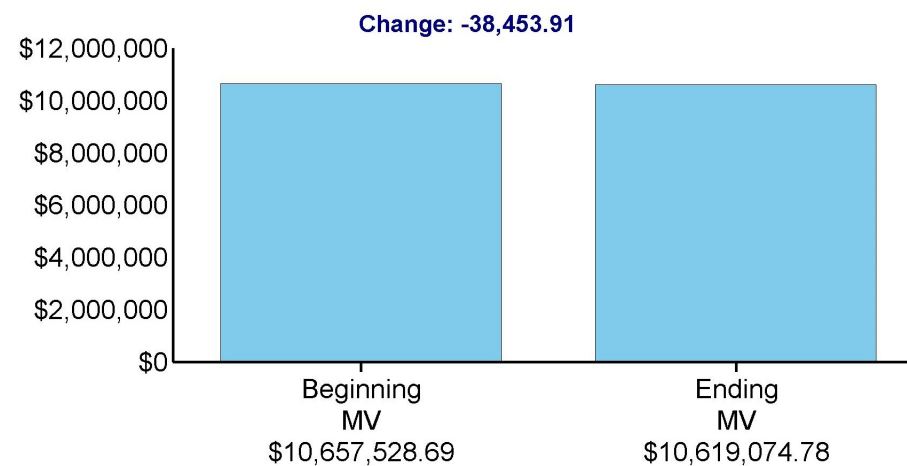
ACCOUNT NUMBER: [REDACTED]

Page 1 of 42

September 1, 2023 to September 30, 2023

MARKET VALUE SUMMARY

	Current Period 09/01/23 to 09/30/23
Beginning Market Value	\$10,657,528.69
Taxable Interest	24,550.73
Long Term Gains/Losses	-2,206.11
Short Term Gains/Losses	359.15
Change in Investment Value	-61,157.68
Ending Market Value	\$10,619,074.78





CITY OF MENIFEE

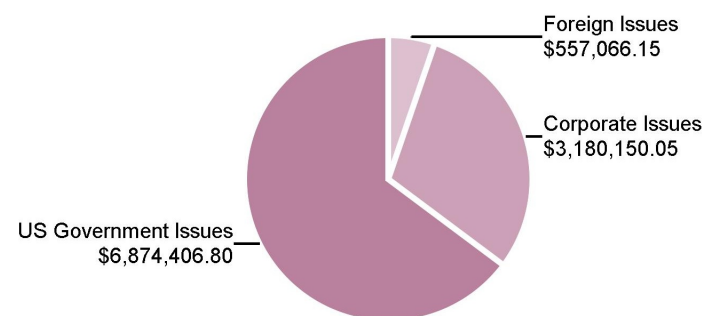
ACCOUNT NUMBER: [REDACTED]

Page 2 of 42

September 1, 2023 to September 30, 2023

ASSET SUMMARY

Assets	Current Period Market Value	% of Total	Estimated Annual Income
Cash & Equivalents	7,451.78	0.10	387.84
Taxable Bonds	10,611,623.00	99.90	339,069.21
Total Market Value	\$10,619,074.78	100.00	\$339,457.05

Fixed Income Summary



CITY OF MENIFEE

ACCOUNT NUMBER: [REDACTED]

Page 3 of 42

September 1, 2023 to September 30, 2023

INCOME SUMMARY

	Income Received Current Period
Taxable Interest	24,550.73
Total Current Period Income	\$24,550.73



CITY OF MENIFEE

ACCOUNT NUMBER: [REDACTED]

Page 4 of 42

September 1, 2023 to September 30, 2023

CASH SUMMARY

	Cash
Beginning Cash 09/01/2023	\$0.00
Taxable Interest	24,550.73
Purchases	-704,289.17
Sales	663,642.90
Net Money Market Activity	16,095.54
Ending Cash 09/30/2023	\$0.00



CITY OF MENIFEE

ACCOUNT NUMBER: [REDACTED]

Page 5 of 42

September 1, 2023 to September 30, 2023

ASSET DETAIL

Security Description

Shares/Face Amt	Price	Market Value	Tax Cost	Unrealized Gain/Loss	Percent of Total Portfolio	Estimated Annual Income	Estimated Current Yield
Cash & Equivalents							
Cash/Money Market							
Federated Hermes Govt Obligs Is - 60934N104 #5							
7,451.780	1.0000	7,451.78	7,451.78	0.00	0.1	387.84	5.20
Total Cash/Money Market		\$7,451.78	\$7,451.78	\$0.00	0.1	\$387.84	
Total Cash & Equivalents		\$7,451.78	\$7,451.78	\$0.00	0.1	\$387.84	

Taxable Bonds

US Government Issues

F H L B Gtd R E M I C Pass Thru - 3137BFE98
C M O Ser K041 Cl A2
3.171 10/25/2024

34,863.150	97.3960	33,955.31	37,502.40	-3,547.09	0.3	1,105.51	3.26
------------	---------	-----------	-----------	-----------	-----	----------	------

F H L M C - 3137EAEP0
1.500 02/12/2025

80,000.000	95.0520	76,041.60	79,938.40	-3,896.80	0.7	1,200.00	1.58
------------	---------	-----------	-----------	-----------	-----	----------	------

F H L M C M T N - 3137EAEU9
0.375 07/21/2025

80,000.000	91.9100	73,528.00	79,736.00	-6,208.00	0.7	300.00	0.41
------------	---------	-----------	-----------	-----------	-----	--------	------

F H L M C M T N - 3137EAEX3
0.375 09/23/2025

75,000.000	91.1760	68,382.00	74,777.85	-6,395.85	0.6	281.25	0.41
------------	---------	-----------	-----------	-----------	-----	--------	------

F H L M C Multiclass Mtg Partn - 3137BEVH4
C M O Ser K040 Cl A2
3.241 09/25/2024

15,000.000	97.7100	14,656.50	15,792.19	-1,135.69	0.1	486.15	3.32
------------	---------	-----------	-----------	-----------	-----	--------	------



CITY OF MENIFEE

ACCOUNT NUMBER: [REDACTED]

Page 6 of 42

September 1, 2023 to September 30, 2023

ASSET DETAIL (continued)**Security Description**

	Shares/Face Amt	Price	Market Value	Tax Cost	Unrealized Gain/Loss	Percent of Total Portfolio	Estimated Annual Income	Estimated Current Yield
F H L M C Multiclass Mtg Partn - 3137BFXT3 C M O Ser K042 CI A2 2.670 12/25/2024	15,000.000	96.6370	14,495.55	15,140.63	-645.08	0.1	400.50	2.76
F H L M C Multiclass Mtg Partn - 3137BKRJ1 C M O Ser K047 CI A2 3.329 05/25/2025	35,000.000	96.5840	33,804.40	35,973.44	-2,169.04	0.3	1,165.15	3.45
F H L M C Multiclass Mtg Partn - 3137BLAC2 C M O Ser K048 CI A2 06/25/2025 Var	60,000.000	96.4580	57,874.80	63,807.81	-5,933.01	0.5	1,970.40	3.40
F H L M C Multiclass Mtg Partn - 3137BLW95 C M O Ser K050 CI A2 08/25/2025 Var	25,000.000	96.2660	24,066.50	26,792.97	-2,726.47	0.2	833.50	3.46
F H L M C Multiclass Mtg Partn - 3137BN6G4 C M O Ser K053 CI A2 2.995 12/25/2025	125,000.000	95.1710	118,963.75	121,166.99	-2,203.24	1.1	3,743.75	3.15
F H L M C Multiclass Mtg Partn - 3137BNGT5 C M O Ser K054 CI A2 2.745 01/25/2026	70,000.000	94.4700	66,129.00	67,000.39	-871.39	0.6	1,921.50	2.91
F H L M C Multiclass Mtg Partn - 3137BQYS0 C M O Ser K056 CI A2 2.525 05/25/2026	120,000.000	93.3650	112,038.00	116,042.97	-4,004.97	1.1	3,030.00	2.70
F H L M C Multiclass Mtg Partn - 3137BSP72 C M O Ser K058 CI A2 2.653 08/25/2026	125,000.000	93.0550	116,318.75	118,955.08	-2,636.33	1.1	3,316.25	2.85



CITY OF MENIFEE

ACCOUNT NUMBER: [REDACTED]

Page 7 of 42

September 1, 2023 to September 30, 2023

ASSET DETAIL (continued)**Security Description**

	Shares/Face Amt	Price	Market Value	Tax Cost	Unrealized Gain/Loss	Percent of Total Portfolio	Estimated Annual Income	Estimated Current Yield
F H L M C Multiclass Mtg Partn - 3137BUX60 C M O Ser K062 CI A2 3.413 12/25/2026	70,000.000	94.5990	66,219.30	67,716.80	-1,497.50	0.6	2,389.10	3.61
F H L M C Multiclass Mtg Partn - 3137BVZ82 C M O Ser K063 CI A2 01/25/2027 Var	70,000.000	94.6220	66,235.40	67,711.33	-1,475.93	0.6	2,401.00	3.63
F H L M C Multiclass Mtg Partn - 3137FCJK1 C M O Ser K070 CI A2 11/25/2027 Var	30,000.000	93.2050	27,961.50	28,566.80	-605.30	0.3	990.90	3.54
F H L M C Multiclass Mtg Partn - 3137FBTA4 C M O Ser K728 CI A2 08/25/2024 Var	19,236.730	97.8700	18,826.99	19,573.39	-746.40	0.2	589.41	3.13
F H L M C Multiclass Mtg Partn - 3137FQXJ7 C M O Ser K737 CI A2 2.525 10/25/2026	125,000.000	92.4770	115,596.25	117,695.31	-2,099.06	1.1	3,156.25	2.73
F N M A - 3135G05X7 0.375 08/25/2025	75,000.000	91.4690	68,601.75	74,807.25	-6,205.50	0.6	281.25	0.41
F N M A - 3135G04Z3 0.500 06/17/2025	70,000.000	92.4600	64,722.00	69,954.40	-5,232.40	0.6	350.00	0.54
F N M A - 3135G06G3 0.500 11/07/2025	65,000.000	90.9380	59,109.70	64,767.30	-5,657.60	0.6	325.00	0.55
F N M A - 3135G0X24 1.625 01/07/2025	65,000.000	95.4330	62,031.45	66,319.45	-4,288.00	0.6	1,056.25	1.70



CITY OF MENIFEE

ACCOUNT NUMBER: [REDACTED]

Page 8 of 42

September 1, 2023 to September 30, 2023

ASSET DETAIL (continued)**Security Description**

	Shares/Face Amt	Price	Market Value	Tax Cost	Unrealized Gain/Loss	Percent of Total Portfolio	Estimated Annual Income	Estimated Current Yield
F N M A - 3135G0W66 1.625 10/15/2024	70,000.000	96.1470	67,302.90	69,880.30	-2,577.40	0.6	1,137.50	1.69
F N M A Deb - 3135G03U5 0.625 04/22/2025	65,000.000	93.0640	60,491.60	64,866.10	-4,374.50	0.6	406.25	0.67
Federal Farm Credit Bks - 3133ENPG9 1.750 02/14/2025	220,000.000	95.1860	209,409.20	209,231.00	178.20	2.0	3,850.00	1.84
Federal Farm Credit Bks - 3133EN7J3 3.875 02/02/2026	210,000.000	97.1590	204,033.90	209,202.00	-5,168.10	1.9	8,137.50	3.99
Federal Farm Credit Bks - 3133EPGW9 3.875 04/25/2028	150,000.000	96.2570	144,385.50	150,753.00	-6,367.50	1.4	5,812.50	4.03
Federal Farm Credit Bks - 3133EPSK2 4.250 08/07/2028	75,000.000	97.6280	73,221.00	74,100.00	-879.00	0.7	3,187.50	4.35
Federal Farm Credit Bks - 3133ENS43 4.375 10/17/2024	135,000.000	98.5000	132,975.00	134,434.35	-1,459.35	1.3	5,906.25	4.44
Federal Farm Credit Bks - 3133EPWK7 4.500 09/22/2028	95,000.000	99.1550	94,197.25	93,915.10	282.15	0.9	4,275.00	4.54
Federal Farm Credit Bks - 3133EN3M0 4.625 12/05/2024	210,000.000	98.8820	207,652.20	210,676.20	-3,024.00	2.0	9,712.50	4.68
Federal Home Loan Bks - 3130A4CH3 2.375 03/14/2025	35,000.000	95.8930	33,562.55	37,003.05	-3,440.50	0.3	831.25	2.48



CITY OF MENIFEE

ACCOUNT NUMBER: [REDACTED]

Page 9 of 42

September 1, 2023 to September 30, 2023

ASSET DETAIL (continued)**Security Description**

	Shares/Face Amt	Price	Market Value	Tax Cost	Unrealized Gain/Loss	Percent of Total Portfolio	Estimated Annual Income	Estimated Current Yield
Federal Home Loan Bks - 3130A1XJ2 2.875 06/14/2024	80,000.000	98.0840	78,467.20	83,460.80	-4,993.60	0.7	2,300.00	2.93
Federal Home Loan Bks - 3130A2UW4 2.875 09/13/2024	210,000.000	97.5570	204,869.70	209,960.10	-5,090.40	1.9	6,037.50	2.95
Federal Home Loan Bks - 3130ATUS4 4.250 12/10/2027	200,000.000	98.2530	196,506.00	204,274.00	-7,768.00	1.9	8,500.00	4.33
Federal Home Loan Bks - 3130AWTR1 4.375 09/08/2028	225,000.000	98.5570	221,753.25	223,860.00	-2,106.75	2.1	9,843.75	4.44
Federal Home Loan Bks - 3130ATS57 4.500 03/10/2028	190,000.000	99.4620	188,977.80	196,165.50	-7,187.70	1.8	8,550.00	4.52
Federal Home Loan Bks - 3130ATUR6 4.625 12/13/2024	210,000.000	99.0680	208,042.80	210,808.50	-2,765.70	2.0	9,712.50	4.67
U S Treasury Note - 91282CFH9 08/31/2027	80,000.000	94.3790	75,503.20	79,083.21	-3,580.01	0.7	2,500.00	3.31
U S Treasury Note - 91282CAM3 0.250 09/30/2025	70,000.000	91.0000	63,700.00	68,476.95	-4,776.95	0.6	175.00	0.27
U S Treasury Note - 91282CAT8 0.250 10/31/2025	75,000.000	90.6760	68,007.00	73,986.33	-5,979.33	0.6	187.50	0.28
U S Treasury Note - 91282CAZ4 0.375 11/30/2025	70,000.000	90.6060	63,424.20	68,744.92	-5,320.72	0.6	262.50	0.41



CITY OF MENIFEE

ACCOUNT NUMBER: [REDACTED]

Page 10 of 42

September 1, 2023 to September 30, 2023

ASSET DETAIL (continued)**Security Description**

	Shares/Face Amt	Price	Market Value	Tax Cost	Unrealized Gain/Loss	Percent of Total Portfolio	Estimated Annual Income	Estimated Current Yield
U S Treasury Note - 91282CCZ2 0.875 09/30/2026	120,000.000	89.2340	107,080.80	118,806.25	-11,725.45	1.0	1,050.00	0.98
U S Treasury Note - 912828YQ7 1.625 10/31/2026	200,000.000	90.9920	181,984.00	184,765.63	-2,781.63	1.7	3,250.00	1.79
U S Treasury Note - 91282CED9 1.750 03/15/2025	60,000.000	95.0940	57,056.40	58,392.18	-1,335.78	0.5	1,050.00	1.84
U S Treasury Note - 912828U24 2.000 11/15/2026	220,000.000	91.9810	202,358.20	206,860.16	-4,501.96	1.9	4,400.00	2.17
U S Treasury Note - 912828V98 2.250 02/15/2027	200,000.000	92.2770	184,554.00	188,710.94	-4,156.94	1.7	4,500.00	2.44
U S Treasury Note - 9128283D0 2.250 10/31/2024	65,000.000	96.6760	62,839.40	66,470.12	-3,630.72	0.6	1,462.50	2.33
U S Treasury Note - 912828D56 2.375 08/15/2024	75,000.000	97.3560	73,017.00	78,325.20	-5,308.20	0.7	1,781.25	2.44
U S Treasury Note - 9128286F2 2.500 02/28/2026	75,000.000	94.5550	70,916.25	72,123.05	-1,206.80	0.7	1,875.00	2.64
U S Treasury Note - 912828B66 2.750 02/15/2024	75,000.000	99.0000	74,250.00	76,482.42	-2,232.42	0.7	2,062.50	2.78
U S Treasury Note - 91282CEQ0 2.750 05/15/2025	75,000.000	96.1990	72,149.25	72,902.34	-753.09	0.7	2,062.50	2.86



CITY OF MENIFEE

ACCOUNT NUMBER: [REDACTED]

Page 11 of 42

September 1, 2023 to September 30, 2023

ASSET DETAIL (continued)**Security Description**

	Shares/Face Amt	Price	Market Value	Tax Cost	Unrealized Gain/Loss	Percent of Total Portfolio	Estimated Annual Income	Estimated Current Yield
U S Treasury Note - 91282CFB2 2.750 07/31/2027	15,000.000	93.1520	13,972.80	14,745.70	-772.90	0.1	412.50	2.95
U S Treasury Note - 91282CEY3 3.000 07/15/2025	220,000.000	96.3670	212,007.40	214,345.31	-2,337.91	2.0	6,600.00	3.11
U S Treasury Note - 91282CEW7 3.250 06/30/2027	215,000.000	95.0120	204,275.80	213,216.60	-8,940.80	1.9	6,987.50	3.42
U S Treasury Note - 91282CHA2 3.500 04/30/2028	215,000.000	95.3130	204,922.95	210,498.44	-5,575.49	1.9	7,525.00	3.67
U S Treasury Note - 91282CHE4 3.625 05/31/2028	215,000.000	95.8440	206,064.60	211,951.37	-5,886.77	1.9	7,793.75	3.78
U S Treasury Note - 91282CGA3 4.000 12/15/2025	220,000.000	97.9180	215,419.60	220,042.97	-4,623.37	2.0	8,800.00	4.08
U S Treasury Note - 91282CHQ7 4.125 07/31/2028	190,000.000	97.8440	185,903.60	187,209.38	-1,305.78	1.8	7,837.50	4.22
U S Treasury Note - 91282CFM8 4.125 09/30/2027	200,000.000	97.9180	195,836.00	202,359.38	-6,523.38	1.8	8,250.00	4.21
U S Treasury Note - 91282CFU0 4.125 10/31/2027	200,000.000	97.8710	195,742.00	202,382.81	-6,640.81	1.8	8,250.00	4.21



CITY OF MENIFEE

ACCOUNT NUMBER: [REDACTED]

Page 12 of 42

September 1, 2023 to September 30, 2023

ASSET DETAIL (continued)**Security Description**

	Shares/Face Amt	Price	Market Value	Tax Cost	Unrealized Gain/Loss	Percent of Total Portfolio	Estimated Annual Income	Estimated Current Yield
U S Treasury Note - 91282CHX2 4.375 08/31/2028	200,000.000	99.0080	198,016.00	199,304.69	-1,288.69	1.9	8,750.00	4.42
Total US Government Issues			\$6,874,406.80	\$7,102,515.50	-\$228,108.70	64.7	\$217,318.12	

Corporate Issues

Ace Ina Holding - 00440EAS6 3.150 03/15/2025	50,000.000	96.3930	48,196.50	51,448.00	-3,251.50	0.5	1,575.00	3.27
Amazon Com Inc - 023135BX3 1.000 05/12/2026	60,000.000	89.9090	53,945.40	59,740.80	-5,795.40	0.5	600.00	1.11
American Honda Fin Corp - 02665WED9 Medium Term Note 4.700 01/12/2028	130,000.000	97.1740	126,326.20	131,033.50	-4,707.30	1.2	6,110.00	4.84
Apple Inc - 037833DN7 2.050 09/11/2026	25,000.000	91.8920	22,973.00	25,621.00	-2,648.00	0.2	512.50	2.23
Apple Inc - 037833BY5 3.250 02/23/2026	100,000.000	95.5550	95,555.00	96,949.00	-1,394.00	0.9	3,250.00	3.40
Bank Amer Corp Sr - 06051GJD2 Medium Term Note 06/19/2026 Var	40,000.000	91.7070	36,682.80	40,105.60	-3,422.80	0.3	527.60	1.44
Bank America Corp - 06051GLE7 Medium Term Note 5.080 01/20/2027	30,000.000	97.7450	29,323.50	30,000.00	-676.50	0.3	1,524.00	5.20



CITY OF MENIFEE

ACCOUNT NUMBER: [REDACTED]

Page 13 of 42

September 1, 2023 to September 30, 2023

ASSET DETAIL (continued)**Security Description**

	Shares/Face Amt	Price	Market Value	Tax Cost	Unrealized Gain/Loss	Percent of Total Portfolio	Estimated Annual Income	Estimated Current Yield
Bank Of America Corp - 06051GHT9 Medium Term Note 3.559 04/23/2027	25,000.000	93.8180	23,454.50	24,223.45	-768.95	0.2	889.75	3.79
Bank Of America Corp - 06051GGF0 Medium Term Note 3.824 01/20/2028	75,000.000	92.8640	69,648.00	71,563.50	-1,915.50	0.7	2,868.00	4.12
Berkshire Hathaway Fin - 084664CZ2 2.300 03/15/2027	45,000.000	91.7330	41,279.85	44,991.45	-3,711.60	0.4	1,035.00	2.51
Bmw Veh Owner Tr - 05602RAD3 A B S Ser 2022 A Cl A 3 08/25/2026 Var	15,000.000	97.5550	14,633.25	14,999.22	-365.97	0.1	481.50	3.29
Bmw Vehicle Lease - 05593AAC3 A B S Ser 2023 1 Cl A 3 5.160 11/25/2025	110,000.000	99.1550	109,070.50	110,198.98	-1,128.48	1.0	5,676.00	5.20
Bmw Vehicle Lease Trust - 09690AAC7 0.330 12/26/2024	1,897.670	99.4320	1,886.89	1,897.48	-10.59	0.0	6.26	0.33
Bmw Vehicle Lease Trust 2022 1 - 05601XAC3 A B S Ser 2022 1 Cl A3 03/25/2025 Var	5,392.080	98.8270	5,328.83	5,391.28	-62.45	0.1	59.31	1.11
Caterpillar Finl Service - 14913Q3B3 Medium Term Note 2.150 11/08/2024	45,000.000	96.2980	43,334.10	45,481.50	-2,147.40	0.4	967.50	2.23
Caterpillar Finl Svcs - 14913R3B1 Medium Term Note 4.800 01/06/2026	80,000.000	98.8920	79,113.60	79,988.80	-875.20	0.7	3,840.00	4.85



CITY OF MENIFEE

ACCOUNT NUMBER: [REDACTED]

Page 14 of 42

September 1, 2023 to September 30, 2023

ASSET DETAIL (continued)**Security Description**

	Shares/Face Amt	Price	Market Value	Tax Cost	Unrealized Gain/Loss	Percent of Total Portfolio	Estimated Annual Income	Estimated Current Yield
Charles Schwab Corp - 808513BY0 2.450 03/03/2027	25,000.000	89.0740	22,268.50	24,991.70	-2,723.20	0.2	612.50	2.75
Charles Schwab Corp - 808513AU9 3.200 01/25/2028	85,000.000	89.8090	76,337.65	80,783.15	-4,445.50	0.7	2,720.00	3.56
Costco Wholesale Corp - 22160KAM7 3.000 05/18/2027	20,000.000	93.1190	18,623.80	19,535.80	-912.00	0.2	600.00	3.22
Deere John Capital Corp - 24422EWJ4 Medium Term Note 4.050 09/08/2025	70,000.000	97.6560	68,359.20	69,267.10	-907.90	0.6	2,835.00	4.15
Duke Energy Carolinas - 26442CAS3 2.950 12/01/2026	35,000.000	93.5220	32,732.70	36,755.95	-4,023.25	0.3	1,032.50	3.15
Gm Fin Auto Lsng Tr - 36262XAC8 A B S Ser 2021 3 CI A 3 10/21/2024 Var	8,198.420	99.3560	8,145.62	8,198.30	-52.68	0.1	31.97	0.39
Gm Fin Auto Lsng Tr - 36265MAC9 A B S Ser 2022 1 CI A 3 1.900 03/20/2025	20,609.410	98.7230	20,346.23	20,609.24	-263.01	0.2	391.58	1.92
Gm Fin Cons Auto Rec - 380146AC4 A B S Ser 2022 1 CI A3 1.260 11/16/2026	9,908.620	96.6300	9,574.70	9,907.76	-333.06	0.1	124.85	1.30
Gm Fin Cons Auto Rec Tr - 362554AC1 A B S Ser 2021 4 CI A 3 0.680 09/16/2026	8,622.550	95.9380	8,272.30	8,622.33	-350.03	0.1	58.63	0.71



CITY OF MENIFEE

ACCOUNT NUMBER: [REDACTED]

Page 15 of 42

September 1, 2023 to September 30, 2023

ASSET DETAIL (continued)**Security Description**

	Shares/Face Amt	Price	Market Value	Tax Cost	Unrealized Gain/Loss	Percent of Total Portfolio	Estimated Annual Income	Estimated Current Yield
Honda Auto Rec Ownr Tr - 43815BAC4 A B S Ser 2022 1 CI A 3 1.880 05/15/2026	95,000.000	96.4770	91,653.15	91,381.76	271.39	0.9	1,786.00	1.95
Honda Auto Rec Ownr Tr 2021 4 - 43815GAC3 A B S Ser 2021 4 CI A3 01/21/2026 Var	8,571.390	96.1010	8,237.19	8,569.57	-332.38	0.1	75.43	0.92
Honda Auto Receivables - 43813GAC5 A B S Ser 2021 1 CI A3 0.270 04/21/2025	5,566.410	98.2200	5,467.33	5,566.31	-98.98	0.1	15.03	0.27
Honda Auto Receivables Owner - 43813KAC6 A B S Ser 2020 3 CI A3 0.370 10/18/2024	2,376.650	99.1630	2,356.76	2,376.31	-19.55	0.0	8.79	0.37
Honeywell International - 438516BL9 2.500 11/01/2026	140,000.000	92.5240	129,533.60	131,150.60	-1,617.00	1.2	3,500.00	2.70
Hyundai Auto Rec Tr - 44935FAD6 A B S Ser 2021 C CI A3 0.740 05/15/2026	17,137.360	96.6410	16,561.72	16,891.78	-330.06	0.2	126.82	0.77
Hyundai Auto Rec Tr - 448977AD0 A B S Ser 2022 A CI A3 10/15/2026 Var	25,000.000	96.7660	24,191.50	24,999.04	-807.54	0.2	555.00	2.29
John Deere Capital Corp - 24422EVN6 Medium Term Note 0.450 01/17/2024	50,000.000	98.4710	49,235.50	49,964.50	-729.00	0.5	225.00	0.46



CITY OF MENIFEE

ACCOUNT NUMBER: [REDACTED]

Page 16 of 42

September 1, 2023 to September 30, 2023

ASSET DETAIL (continued)**Security Description**

	Shares/Face Amt	Price	Market Value	Tax Cost	Unrealized Gain/Loss	Percent of Total Portfolio	Estimated Annual Income	Estimated Current Yield
John Deere Own - 47789QAC4 A B S Ser 2021 B CI A 3 03/16/2026 Var	11,074.700	96.5860	10,696.61	11,073.71	-377.10	0.1	57.59	0.54
John Deere Owner - 47800BAC2 A B S Ser 2022 C CI A 3 5.090 06/15/2027	25,000.000	98.9320	24,733.00	24,998.06	-265.06	0.2	1,272.50	5.14
John Deere Owner Tr - 47787NAC3 A B S Ser 2020 B CI A3 11/15/2024 Var	234.730	99.7810	234.22	234.69	-0.47	0.0	1.20	0.51
John Deere Owner Tr - 47787JAC2 A B S Ser 2022 CI A 3 09/15/2026 Var	10,000.000	96.8150	9,681.50	9,997.79	-316.29	0.1	232.00	2.40
John Deere Owner Trust - 47800CAC0 A B S Ser 2023 A CI A3 5.010 11/15/2027	20,000.000	98.8320	19,766.40	19,996.36	-229.96	0.2	1,002.00	5.07
John Deere Ownr Tr - 47800AAC4 A B S Ser 2022 B CI A3 02/16/2027 Var	15,000.000	97.3430	14,601.45	14,998.57	-397.12	0.1	561.00	3.84
Jpmorgan Chase Co - 46625HRY8 02/01/2028 Var	70,000.000	93.1370	65,195.90	67,053.70	-1,857.80	0.6	2,647.40	4.06
Jpmorgan Chase Co - 46647PCH7 0.824 06/01/2025	40,000.000	96.2650	38,506.00	40,048.60	-1,542.60	0.4	329.60	0.86
Jpmorgan Chase Co - 46647PCK0 0.969 06/23/2025	20,000.000	95.9680	19,193.60	20,015.45	-821.85	0.2	193.80	1.01



CITY OF MENIFEE
ACCOUNT NUMBER: 6736302020

Page 17 of 42
September 1, 2023 to September 30, 2023

ASSET DETAIL (continued)

Security Description

Shares/Face Amt	Price	Market Value	Tax Cost	Unrealized Gain/Loss	Percent of Total Portfolio	Estimated Annual Income	Estimated Current Yield
Jpmorgan Chase Co - 46647PBK1 2.083 04/22/2026							
12,000.000	93.8610	11,263.32	12,447.96	-1,184.64	0.1	249.96	2.22
Mastercard Inc - 57636QAN4 2.000 03/03/2025							
35,000.000	95.3030	33,356.05	36,067.15	-2,711.10	0.3	700.00	2.10
Mercedes Benz Auto - 58770AAC7 A B S Ser 2023 1 CI A3 4.510 11/15/2027							
35,000.000	98.0580	34,320.30	34,995.80	-675.50	0.3	1,578.50	4.60
Merck Co Inc - 58933YBH7 4.050 05/17/2028							
130,000.000	96.2260	125,093.80	130,394.70	-5,300.90	1.2	5,265.00	4.21
Microsoft Corp - 594918BJ2 3.125 11/03/2025							
125,000.000	95.8090	119,761.25	120,882.50	-1,121.25	1.1	3,906.25	3.26
Morgan Stanley - 61747YEZ4 Medium Term Note 5.050 01/28/2027							
100,000.000	98.0230	98,023.00	100,170.55	-2,147.55	0.9	5,050.00	5.15
Morgan Stanley Fr - 6174468Q5 Medium Term Note 2.188 04/28/2026							
35,000.000	93.9390	32,878.65	33,013.20	-134.55	0.3	765.80	2.33
National Rural Utils Coop Fin - 63743HFE7 Medium Term Note 3.450 06/15/2025							
10,000.000	96.2180	9,621.80	9,997.30	-375.50	0.1	345.00	3.59
National Rural Utils Corp Fin - 63743HFH0 Medium Term Note 4.450 03/13/2026							
70,000.000	97.6770	68,373.90	69,950.30	-1,576.40	0.6	3,115.00	4.56



CITY OF MENIFEE

ACCOUNT NUMBER: [REDACTED]

Page 18 of 42

September 1, 2023 to September 30, 2023

ASSET DETAIL (continued)**Security Description**

	Shares/Face Amt	Price	Market Value	Tax Cost	Unrealized Gain/Loss	Percent of Total Portfolio	Estimated Annual Income	Estimated Current Yield
Northern Tr Corp Sr Nt - 665859AW4 4.000 05/10/2027	15,000.000	94.5930	14,188.95	14,975.70	-786.75	0.1	600.00	4.23
Paccar Financial Corp - 69371RR73 Medium Term Note 2.850 04/07/2025	35,000.000	96.0140	33,604.90	34,990.90	-1,386.00	0.3	997.50	2.97
Paccar Financial Corp - 69371RS31 Medium Term Note 4.600 01/10/2028	100,000.000	97.5200	97,520.00	99,515.00	-1,995.00	0.9	4,600.00	4.72
Pepsico Inc - 713448CT3 2.750 04/30/2025	130,000.000	95.9470	124,731.10	124,989.80	-258.70	1.2	3,575.00	2.87
Pnc Financial Services - 693475BL8 4.758 01/26/2027	135,000.000	97.2090	131,232.15	134,947.35	-3,715.20	1.2	6,423.30	4.89
Reality Income Corp - 756109AV6 3.875 04/15/2025	20,000.000	97.0700	19,414.00	19,714.00	-300.00	0.2	775.00	3.99
Realty Income Corp - 756109BG8 3.950 08/15/2027	100,000.000	93.7610	93,761.00	97,097.00	-3,336.00	0.9	3,950.00	4.21
Salesforce Com Inc - 79466LAG9 0.625 07/15/2024	40,000.000	96.1110	38,444.40	39,628.55	-1,184.15	0.4	250.00	0.65
Schwab Charles Corp - 808513BN4 0.750 03/18/2024	20,000.000	97.6080	19,521.60	19,990.00	-468.40	0.2	150.00	0.77
Target Corp - 87612EBM7 1.950 01/15/2027	20,000.000	90.3140	18,062.80	19,966.00	-1,903.20	0.2	390.00	2.16



CITY OF MENIFEE

ACCOUNT NUMBER: [REDACTED]

Page 19 of 42

September 1, 2023 to September 30, 2023

ASSET DETAIL (continued)**Security Description**

	Shares/Face Amt	Price	Market Value	Tax Cost	Unrealized Gain/Loss	Percent of Total Portfolio	Estimated Annual Income	Estimated Current Yield
Toronto Dominion Bank - 89115A2C5 Medium Term Note 4.108 06/08/2027	40,000.000	94.3890	37,755.60	39,866.00	-2,110.40	0.4	1,643.20	4.35
Toyota Auto Rec Own Tr - 89238JAC9 A B S Ser 2021 D CI A 3 04/15/2026 Var	64,872.500	96.1980	62,406.05	61,094.19	1,311.86	0.6	460.59	0.74
Toyota Auto Rec Own Tr - 89231CAD9 A B S Ser 2022 C CI A 3 3.760 04/15/2027	25,000.000	96.9780	24,244.50	24,583.98	-339.48	0.2	940.00	3.88
Toyota Auto Receivables - 89236XAC0 A B S Ser 2020 D CI A3 0.350 01/15/2025	1,277.390	99.4700	1,270.62	1,277.15	-6.53	0.0	4.47	0.35
Toyota Auto Recv Tr - 89240BAC2 A B S Ser 2021 A CI A3 05/15/2025 Var	9,792.150	98.2740	9,623.14	9,790.32	-167.18	0.1	25.46	0.26
Toyota Mtr Cr Corp - 89236TJK2 Medium Term Note 1.125 06/18/2026	40,000.000	89.2980	35,719.20	39,982.40	-4,263.20	0.3	450.00	1.26
Toyota Mtr Cr Corp - 89236TJT3 Medium Term Note 1.450 01/13/2025	30,000.000	94.9470	28,484.10	29,959.80	-1,475.70	0.3	435.00	1.53
Toyota Mtr Cr Corp - 89236TKQ7 Medium Term Note 4.625 01/12/2028	80,000.000	97.6730	78,138.40	79,947.20	-1,808.80	0.7	3,700.00	4.73



CITY OF MENIFEE

ACCOUNT NUMBER: [REDACTED]

Page 20 of 42

September 1, 2023 to September 30, 2023

ASSET DETAIL (continued)**Security Description**

	Shares/Face Amt	Price	Market Value	Tax Cost	Unrealized Gain/Loss	Percent of Total Portfolio	Estimated Annual Income	Estimated Current Yield
Truist Finl Corp - 89788MAA0 Medium Term Note 1.200 08/05/2025	30,000.000	91.7210	27,516.30	29,341.20	-1,824.90	0.3	360.00	1.31
Unitedhealth Group Inc - 91324PEC2 1.150 05/15/2026	40,000.000	89.9560	35,982.40	39,563.60	-3,581.20	0.3	460.00	1.28
Verizon Master Tr - 92348KAV5 A B S Ser 2022 5 Cl A 1A 07/20/2027 Var	15,000.000	99.3640	14,904.60	14,999.34	-94.74	0.1	558.00	3.74
Verizon Master Trust - 92348KAA1 A B S Ser 2021 1 Cl A 0.500 05/20/2027	100,000.000	96.5890	96,589.00	93,609.37	2,979.63	0.9	500.00	0.52
Verizon Owner Trust - 92290BAA9 A B S Ser 2020 B Cl A1a 02/20/2025 Var	169.160	99.7970	168.82	169.12	-0.30	0.0	0.80	0.47
Walmart Inc - 931142ER0 1.050 09/17/2026	10,000.000	89.1630	8,916.30	9,981.10	-1,064.80	0.1	105.00	1.18
Total Corporate Issues			\$3,180,150.05	\$3,279,520.22	-\$99,370.17	29.9	\$103,247.44	

Foreign Issues

Bank Montreal Que - 06368D3S1 Medium Term Note 3.700 06/07/2025	75,000.000	96.3820	72,286.50	73,120.50	-834.00	0.7	2,775.00	3.84
---	------------	---------	-----------	-----------	---------	-----	----------	------



CITY OF MENIFEE

ACCOUNT NUMBER: [REDACTED]

Page 21 of 42

September 1, 2023 to September 30, 2023

ASSET DETAIL (continued)**Security Description**

	Shares/Face Amt	Price	Market Value	Tax Cost	Unrealized Gain/Loss	Percent of Total Portfolio	Estimated Annual Income	Estimated Current Yield
Bank Of Montreal - 06368FAC3 Medium Term Note 1.250 09/15/2026	40,000.000	87.8990	35,159.60	39,951.60	-4,792.00	0.3	500.00	1.42
Inter American Devel Bk - 4581X0DV7 Medium Term Note 0.875 04/20/2026	75,000.000	90.2330	67,674.75	74,656.50	-6,981.75	0.6	656.25	0.97
International Bank M T N - 459058JL8 0.500 10/28/2025	75,000.000	91.0060	68,254.50	74,670.05	-6,415.55	0.6	375.00	0.55
International Finance Corp - 45950KDD9 Medium Term Note 4.500 07/13/2028	100,000.000	98.8190	98,819.00	99,889.00	-1,070.00	0.9	4,500.00	4.55
Royal Bank Of Canada - 78013XZU5 Medium Term Note 2.550 7/16/2024	40,000.000	97.3580	38,943.20	40,598.00	-1,654.80	0.4	1,020.00	2.62
Royal Bk Cda - 78016EZ59 Medium Term Note 3.375 04/14/2025	20,000.000	96.4790	19,295.80	19,992.60	-696.80	0.2	675.00	3.50
Royal Bk Cda - 78016FZW7 Medium Term Note 4.900 01/12/2028	80,000.000	97.1290	77,703.20	79,957.60	-2,254.40	0.7	3,920.00	5.04



CITY OF MENIFEE

ACCOUNT NUMBER: [REDACTED]

Page 22 of 42

September 1, 2023 to September 30, 2023

ASSET DETAIL (continued)**Security Description**

	Shares/Face Amt	Price	Market Value	Tax Cost	Unrealized Gain/Loss	Percent of Total Portfolio	Estimated Annual Income	Estimated Current Yield
Toronto Dominion Bank - 89115A2K7 Medium Term Note 5.103 01/09/2026	80,000.000	98.6620	78,929.60	79,890.40	-960.80	0.7	4,082.40	5.17
Total Foreign Issues			\$557,066.15	\$582,726.25	-\$25,660.10	5.2	\$18,503.65	
Total Taxable Bonds			\$10,611,623.00	\$10,964,761.97	-\$353,138.97	99.9	\$339,069.21	
Total Assets			\$10,619,074.78	\$10,972,213.75	-\$353,138.97	100.0	\$339,457.05	
Estimated Current Yield								3.19

ASSET DETAIL MESSAGES

Time of trade execution and trading party (if not disclosed) will be provided upon request.

Publicly traded assets are valued in accordance with market quotations or valuation methodologies from financial industry services believed by us to be reliable. Assets that are not publicly traded may be reflected at values from other external sources. Assets for which a current value is not available may be reflected at a previous value or as not valued, at par value, or at a nominal value. Values shown do not necessarily reflect prices at which assets could be bought or sold. Values are updated based on internal policy and may be updated less frequently than statement generation.

Estimated Current Yield and Estimated Annual Income are estimates provided for informational purposes only and should not be relied on for making investment, trading, or tax decisions. The estimates may not represent the actual value earned by your investments and they provide no guarantee of what your investments may earn in the future.



CITY OF MENIFEE

ACCOUNT NUMBER: [REDACTED]

Page 23 of 42

September 1, 2023 to September 30, 2023

TRANSACTION DETAIL

Date Posted	Activity	Description	Cash	Tax Cost
Beginning Balance 09/01/2023			\$0.00	\$10,949,509.98
09/01/23	Asset Income	Interest Earned On Federated Hermes Govt Obligs Is Interest From 8/1/23 To 8/31/23	193.81	
09/05/23	Asset Income	Interest Earned On Charles Schwab Corp 2.450% 3/03/27 0.01225 USD/\$1 Pv On 25,000 Par Value Due 9/3/23	306.25	
09/05/23	Asset Income	Interest Earned On Mastercard Inc 2.000% 3/03/25 0.01 USD/\$1 Pv On 35,000 Par Value Due 9/3/23	350.00	
09/08/23	Sale	Matured 5,000 Par Value Of F H L B Deb 3.375% 9/08/23 Trade Date 9/8/23 5,000 Par Value At 100 %	5,000.00	-5,065.65
09/08/23	Asset Income	Interest Earned On Deere John Mtn 4.050% 9/08/25 0.02025 USD/\$1 Pv On 70,000 Par Value Due 9/8/23	1,417.50	
09/08/23	Asset Income	Interest Earned On F H L B Deb 3.375% 9/08/23 0.016875 USD/\$1 Pv On 5,000 Par Value Due 9/8/23	84.38	
09/08/23	Asset Income	Interest Earned On F H L B Deb 4.750% 3/08/24 0.02375 USD/\$1 Pv On 150,000 Par Value Due 9/8/23	3,562.50	
09/11/23	Asset Income	Interest Earned On F H L B Deb 4.500% 3/10/28 0.0225 USD/\$1 Pv On 190,000 Par Value Due 9/10/23	4,275.00	
09/11/23	Asset Income	Interest Earned On Apple Inc 2.050% 9/11/26 0.01025 USD/\$1 Pv On 25,000 Par Value Due 9/11/23	256.25	
09/12/23	Asset Income	Interest Earned On F N M A 2.875% 9/12/23 0.014375 USD/\$1 Pv On 10,000 Par Value Due 9/12/23	143.75	



CITY OF MENIFEE

ACCOUNT NUMBER: [REDACTED]

Page 24 of 42

September 1, 2023 to September 30, 2023

TRANSACTION DETAIL (continued)

Date Posted	Activity	Description	Cash	Tax Cost
09/12/23	Sale	Matured 10,000 Par Value Of F N M A 2.875% 9/12/23 Trade Date 9/12/23 10,000 Par Value At 100 %	10,000.00	-9,959.00
09/13/23	Asset Income	Interest Earned On F H L B Deb 2.875% 9/13/24 0.014375 USD/\$1 Pv On 210,000 Par Value Due 9/13/23	3,018.75	
09/13/23	Asset Income	Interest Earned On National Rural Mtn 4.450% 3/13/26 0.026453 USD/\$1 Pv On 70,000 Par Value Due 9/13/23	1,851.69	
09/14/23	Purchase	Purchased 125,000 Par Value Of F H L B Deb 4.375% 9/08/28 Trade Date 9/12/23 Purchased Through Rbc Capital Markets, LLC Purchased On The Off-Exchange Transactions - Li Swift External Ref#: 8325503133035267 125,000 Par Value At 99.48 %	-124,350.00	124,350.00
09/14/23	Purchase Accrued Interest	Paid Accrued Interest On Purchase Of F H L B Deb 4.375% 9/08/28 Income Debit 607.64- USD	-607.64	
09/14/23	Purchase	Purchased 100,000 Par Value Of F H L B Deb 4.375% 9/08/28 Trade Date 9/12/23 Purchased Through Pershing LLC Purchased On The Off-Exchange Transactions - Li Swift External Ref#: 8325503133035293 100,000 Par Value At 99.51 %	-99,510.00	99,510.00
09/14/23	Purchase Accrued Interest	Paid Accrued Interest On Purchase Of F H L B Deb 4.375% 9/08/28 Income Debit 486.11- USD	-486.11	
09/14/23	Sale	Sold 210,000 Par Value Of U S Treasury Nt 2.500% 5/15/24 Trade Date 9/13/23 Sold Through J.P. Morgan Securities LLC Sold On The Off-Exchange Transactions - Li Swift External Ref#: 8325603133038759 210,000 Par Value At 98.07421905 %	205,955.86	-203,855.86



CITY OF MENIFEE

ACCOUNT NUMBER: [REDACTED]

Page 25 of 42

September 1, 2023 to September 30, 2023

TRANSACTION DETAIL (continued)

Date Posted	Activity	Description	Cash	Tax Cost
09/14/23	Sell Accrued Interest	Received Accrued Interest On Sale Of U S Treasury Nt 2.500% 5/15/24 Income Credit 1,740.49 USD	1,740.49	
09/14/23	Asset Income	Interest Earned On F H L B Deb 2.375% 3/14/25 0.011875 USD/\$1 Pv On 35,000 Par Value Due 9/14/23	415.63	
09/15/23	Sale	Paid Down 237.25 Par Value Of Honda Auto 0.820% 7/15/24 Cmo Final Paydown	237.25	-237.23
09/15/23	Asset Income	Interest Earned On Honda Auto 0.820% 7/15/24 \$0.00068/Pv On 237.25 Pv Due 9/15/23	0.16	
09/15/23	Asset Income	Interest Earned On Honda Auto Rec Own 1.880% 5/15/26 \$0.00157/Pv On 95,000.00 Pv Due 9/15/23	148.83	
09/15/23	Asset Income	Interest Earned On Hyundai Auto Rec 2.220% 10/15/26 \$0.00185/Pv On 25,000.00 Pv Due 9/15/23	46.25	
09/15/23	Asset Income	Interest Earned On Hyundai Auto Rec Tr 0.740% 5/15/26 \$0.00062/Pv On 18,343.72 Pv Due 9/15/23	11.32	
09/15/23	Sale	Paid Down 1,206.36 Par Value Of Hyundai Auto Rec Tr 0.740% 5/15/26 Trade Date 9/15/23	1,206.36	-1,189.08
09/15/23	Asset Income	Interest Earned On John Deere Owner 2.320% 9/15/26 \$0.00193/Pv On 10,000.00 Pv Due 9/15/23	19.33	
09/15/23	Asset Income	Interest Earned On John Deere Owner 0.510% 11/15/24 \$0.00043/Pv On 445.84 Pv Due 9/15/23	0.19	
09/15/23	Sale	Paid Down 211.11 Par Value Of John Deere Owner 0.510% 11/15/24 Trade Date 9/15/23	211.11	-211.08



CITY OF MENIFEE

ACCOUNT NUMBER: [REDACTED]

Page 26 of 42

September 1, 2023 to September 30, 2023

TRANSACTION DETAIL (continued)

Date Posted	Activity	Description	Cash	Tax Cost
09/15/23	Asset Income	Interest Earned On John Deere Own 0.520% 3/16/26 \$0.00043/Pv On 11,655.69 Pv Due 9/15/23	5.05	
09/15/23	Sale	Paid Down 580.99 Par Value Of John Deere Own 0.520% 3/16/26 Trade Date 9/15/23	580.99	-580.94
09/15/23	Asset Income	Interest Earned On John Deere Ownr Tr 3.740% 2/16/27 \$0.00312/Pv On 15,000.00 Pv Due 9/15/23	46.75	
09/15/23	Asset Income	Interest Earned On John Deere Owner 5.090% 6/15/27 \$0.00424/Pv On 25,000.00 Pv Due 9/15/23	106.04	
09/15/23	Asset Income	Interest Earned On John Deere Owner 5.010% 11/15/27 \$0.00418/Pv On 20,000.00 Pv Due 9/15/23	83.50	
09/15/23	Asset Income	Interest Earned On Mercedes Benz Auto 4.510% 11/15/27 \$0.00376/Pv On 35,000.00 Pv Due 9/15/23	131.54	
09/15/23	Asset Income	Interest Earned On Toyota Auto Rec 3.760% 4/15/27 \$0.00313/Pv On 25,000.00 Pv Due 9/15/23	78.33	
09/15/23	Asset Income	Interest Earned On Toyota Auto 0.350% 1/15/25 \$0.00029/Pv On 1,841.77 Pv Due 9/15/23	0.54	
09/15/23	Sale	Paid Down 564.38 Par Value Of Toyota Auto 0.350% 1/15/25 Trade Date 9/15/23	564.38	-564.28
09/15/23	Asset Income	Interest Earned On Toyota Auto Rec 0.710% 4/15/26 \$0.00059/Pv On 69,153.74 Pv Due 9/15/23	40.92	
09/15/23	Sale	Paid Down 4,281.24 Par Value Of Toyota Auto Rec 0.710% 4/15/26 Trade Date 9/15/23	4,281.24	-4,031.89



CITY OF MENIFEE

ACCOUNT NUMBER: [REDACTED]

Page 27 of 42

September 1, 2023 to September 30, 2023

TRANSACTION DETAIL (continued)

Date Posted	Activity	Description	Cash	Tax Cost
09/15/23	Asset Income	Interest Earned On Toyota Auto Recv 0.260% 5/15/25 \$0.00022/Pv On 11,202.53 Pv Due 9/15/23	2.43	
09/15/23	Sale	Paid Down 1,410.38 Par Value Of Toyota Auto Recv 0.260% 5/15/25 Trade Date 9/15/23	1,410.38	-1,410.12
09/15/23	Asset Income	Interest Earned On Ace Ina Holding 3.150% 3/15/25 0.01575 USD/\$1 Pv On 50,000 Par Value Due 9/15/23	787.50	
09/15/23	Asset Income	Interest Earned On Bank Of Montreal Mtn 1.250% 9/15/26 0.00625 USD/\$1 Pv On 40,000 Par Value Due 9/15/23	250.00	
09/15/23	Asset Income	Interest Earned On Berkshire Hathaway 2.300% 3/15/27 0.0115 USD/\$1 Pv On 45,000 Par Value Due 9/15/23	517.50	
09/15/23	Asset Income	Interest Earned On U S Treasury Nt 1.750% 3/15/25 0.00875 USD/\$1 Pv On 60,000 Par Value Due 9/15/23	525.00	
09/18/23	Asset Income	Interest Earned On Honda Auto 0.370% 10/18/24 \$0.00031/Pv On 3,103.58 Pv Due 9/18/23	0.96	
09/18/23	Sale	Paid Down 726.93 Par Value Of Honda Auto 0.370% 10/18/24 Trade Date 9/18/23	726.93	-726.82
09/18/23	Asset Income	Interest Earned On Gm Fin Cons Auto 0.680% 9/16/26 \$0.00057/Pv On 9,147.00 Pv Due 9/16/23	5.18	
09/18/23	Sale	Paid Down 524.45 Par Value Of Gm Fin Cons Auto 0.680% 9/16/26 Trade Date 9/16/23	524.45	-524.44
09/18/23	Asset Income	Interest Earned On Gm Fin Cons Auto 1.260% 11/16/26 \$0.00105/Pv On 10,000.00 Pv Due 9/16/23	10.50	



CITY OF MENIFEE

ACCOUNT NUMBER: [REDACTED]

Page 28 of 42

September 1, 2023 to September 30, 2023

TRANSACTION DETAIL (continued)

Date Posted	Activity	Description	Cash	Tax Cost
09/18/23	Sale	Paid Down 91.38 Par Value Of Gm Fin Cons Auto 1.260% 11/16/26 Trade Date 9/16/23	91.38	-91.37
09/18/23	Purchase	Purchased 190,000 Par Value Of U S Treasury Nt 4.125% 7/31/28 Trade Date 9/15/23 Purchased Through BofA Securities, Inc./Fxd Inc Purchased On The Off-Exchange Transactions - Li Swift External Ref#: 8325803133048477 190,000 Par Value At 98.53125263 %	-187,209.38	187,209.38
09/18/23	Purchase Accrued Interest	Paid Accrued Interest On Purchase Of U S Treasury Nt 4.125% 7/31/28 Income Debit 1,043.58- USD	-1,043.58	
09/18/23	Purchase	Purchased 200,000 Par Value Of U S Treasury Nt 4.375% 8/31/28 Trade Date 9/15/23 Purchased Through Morgan Stanley & Co. LLC Purchased On The Off-Exchange Transactions - Li Swift External Ref#: 8325803133048603 200,000 Par Value At 99.652345 %	-199,304.69	199,304.69
09/18/23	Purchase Accrued Interest	Paid Accrued Interest On Purchase Of U S Treasury Nt 4.375% 8/31/28 Income Debit 432.69- USD	-432.69	
09/18/23	Sale	Sold 210,000 Par Value Of F H L B Deb 4.875% 6/14/24 Trade Date 9/15/23 Sold Through Marketaxess Corp Sold On The Marketaxess Corporation Swift External Ref#: 8325803133048403 210,000 Par Value At 99.531 %	209,015.10	-210,751.80
09/18/23	Sell Accrued Interest	Received Accrued Interest On Sale Of F H L B Deb 4.875% 6/14/24 Income Credit 2,673.13 USD	2,673.13	



CITY OF MENIFEE

ACCOUNT NUMBER: [REDACTED]

Page 29 of 42

September 1, 2023 to September 30, 2023

TRANSACTION DETAIL (continued)

Date Posted	Activity	Description	Cash	Tax Cost
09/18/23	Sale	Sold 150,000 Par Value Of F H L B Deb 4.750% 3/08/24 Trade Date 9/15/23 Sold Through Pershing LLC Sold On The Marketaxess Corporation Swift External Ref#: 8325803133048430 150,000 Par Value At 99.627 %	149,440.50	-149,694.00
09/18/23	Sell Accrued Interest	Received Accrued Interest On Sale Of F H L B Deb 4.750% 3/08/24 Income Credit 197.92 USD	197.92	
09/18/23	Asset Income	Interest Earned On Walmart Inc 1.050% 9/17/26 0.00525 USD/\$1 Pv On 10,000 Par Value Due 9/17/23	52.50	
09/18/23	Asset Income	Interest Earned On Schwab Charles 0.750% 3/18/24 0.00375 USD/\$1 Pv On 20,000 Par Value Due 9/18/23	75.00	
09/20/23	Asset Income	Interest Earned On Gm Fin Auto Lsng 0.390% 10/21/24 \$0.00033/Pv On 10,978.02 Pv Due 9/20/23	3.57	
09/20/23	Sale	Paid Down 2,779.6 Par Value Of Gm Fin Auto Lsng 0.390% 10/21/24 Trade Date 9/20/23	2,779.60	-2,779.56
09/20/23	Asset Income	Interest Earned On Gm Fin Auto Lsng Tr 1.900% 3/20/25 \$0.00158/Pv On 23,187.75 Pv Due 9/20/23	36.71	
09/20/23	Sale	Paid Down 2,578.34 Par Value Of Gm Fin Auto Lsng Tr 1.900% 3/20/25 Trade Date 9/20/23	2,578.34	-2,578.32
09/20/23	Asset Income	Interest Earned On Verizon Owner 0.47001% 2/20/25 \$0.00039/Pv On 1,092.49 Pv Due 9/20/23	0.43	
09/20/23	Sale	Paid Down 923.33 Par Value Of Verizon Owner 0.47001% 2/20/25 Trade Date 9/20/23	923.33	-923.14



CITY OF MENIFEE

ACCOUNT NUMBER: [REDACTED]

Page 30 of 42

September 1, 2023 to September 30, 2023

TRANSACTION DETAIL (continued)

Date Posted	Activity	Description	Cash	Tax Cost
09/20/23	Asset Income	Interest Earned On Verizon Master 0.500% 5/20/27 \$0.00042/Pv On 100,000.00 Pv Due 9/20/23	41.67	
09/20/23	Asset Income	Interest Earned On Verizon Master Tr 3.720% 7/20/27 \$0.00310/Pv On 15,000.00 Pv Due 9/20/23	46.50	
09/21/23	Asset Income	Interest Earned On Honda Auto 0.270% 4/21/25 \$0.00022/Pv On 6,387.69 Pv Due 9/21/23	1.44	
09/21/23	Sale	Paid Down 821.28 Par Value Of Honda Auto 0.270% 4/21/25 Trade Date 9/21/23	821.28	-821.26
09/21/23	Asset Income	Interest Earned On Honda Auto Rec 0.880% 1/21/26 \$0.00073/Pv On 9,158.83 Pv Due 9/21/23	6.72	
09/21/23	Sale	Paid Down 587.44 Par Value Of Honda Auto Rec 0.880% 1/21/26 Trade Date 9/21/23	587.44	-587.32
09/25/23	Asset Income	Interest Earned On F H L M C Mltcl Mt 3.284% 6/25/25 \$0.00274/Pv On 60,000.00 Pv Due 9/25/23	164.20	
09/25/23	Asset Income	Interest Earned On F H L M C Mltcl Mt 3.430% 1/25/27 0.002858 USD/\$1 Pv On 70,000 Par Value Due 9/25/23	200.08	
09/25/23	Asset Income	Interest Earned On F H L M C Mltcl Mt 3.303% 11/25/27 0.002752 USD/\$1 Pv On 30,000 Par Value Due 9/25/23	82.58	
09/25/23	Asset Income	Interest Earned On Bmw Vehicle Lease 5.160% 11/25/25 \$0.00430/Pv On 110,000.00 Pv Due 9/25/23	473.00	
09/25/23	Asset Income	Interest Earned On Bmw Vehicle Lease 1.100% 3/25/25 \$0.00092/Pv On 6,366.91 Pv Due 9/25/23	5.84	



CITY OF MENIFEE

ACCOUNT NUMBER: [REDACTED]

Page 31 of 42

September 1, 2023 to September 30, 2023

TRANSACTION DETAIL (continued)

Date Posted	Activity	Description	Cash	Tax Cost
09/25/23	Sale	Paid Down 974.83 Par Value Of Bmw Vehicle Lease 1.100% 3/25/25 Trade Date 9/25/23	974.83	-974.68
09/25/23	Asset Income	Interest Earned On Bmw Veh Owner Tr 3.210% 8/25/26 \$0.00268/Pv On 15,000.00 Pv Due 9/25/23	40.13	
09/25/23	Asset Income	Interest Earned On Bmw Vehicle Lease 0.330% 12/26/24 \$0.00028/Pv On 2,822.84 Pv Due 9/25/23	0.78	
09/25/23	Sale	Paid Down 925.17 Par Value Of Bmw Vehicle Lease 0.330% 12/26/24 Trade Date 9/25/23	925.17	-925.07
09/25/23	Asset Income	Interest Earned On F H L M C Mltcl Mtg 3.241% 9/25/24 \$0.00270/Pv On 15,000.00 Pv Due 9/25/23	40.51	
09/25/23	Asset Income	Interest Earned On F H L B Gtd Remic 3.171% 10/25/24 \$0.00264/Pv On 34,938.81 Pv Due 9/25/23	92.33	
09/25/23	Sale	Paid Down 75.66 Par Value Of F H L B Gtd Remic 3.171% 10/25/24 Trade Date 9/25/23	75.66	-81.39
09/25/23	Asset Income	Interest Earned On F H L M C Mltcl Mtg 2.670% 12/25/24 \$0.00223/Pv On 15,000.00 Pv Due 9/25/23	33.38	
09/25/23	Asset Income	Interest Earned On F H L M C Mltcl Mtg 3.329% 5/25/25 \$0.00277/Pv On 35,000.00 Pv Due 9/25/23	97.10	
09/25/23	Asset Income	Interest Earned On F H L M C Mltcl Mt 3.334% 8/25/25 \$0.00278/Pv On 25,000.00 Pv Due 9/25/23	69.46	
09/25/23	Asset Income	Interest Earned On F H L M C Mltcl Mtg 2.995% 12/25/25 \$0.00250/Pv On 125,000.00 Pv Due 9/25/23	311.98	



CITY OF MENIFEE

ACCOUNT NUMBER: [REDACTED]

Page 32 of 42

September 1, 2023 to September 30, 2023

TRANSACTION DETAIL (continued)

Date Posted	Activity	Description	Cash	Tax Cost
09/25/23	Asset Income	Interest Earned On F H L M C Mltcl Mtg 2.745% 1/25/26 \$0.00229/Pv On 70,000.00 Pv Due 9/25/23	160.13	
09/25/23	Asset Income	Interest Earned On F H L M C Mltcl Mtg 2.525% 5/25/26 \$0.00210/Pv On 120,000.00 Pv Due 9/25/23	252.50	
09/25/23	Asset Income	Interest Earned On F H L M C Mltcl Mt 2.653% 8/25/26 \$0.00221/Pv On 125,000.00 Pv Due 9/25/23	276.35	
09/25/23	Asset Income	Interest Earned On F H L M C Mltcl Mtg 3.413% 12/25/26 \$0.00284/Pv On 70,000.00 Pv Due 9/25/23	199.09	
09/25/23	Asset Income	Interest Earned On F H L M C Mltcl Mt 3.064% 8/25/24 \$0.00255/Pv On 19,264.45 Pv Due 9/25/23	49.19	
09/25/23	Sale	Paid Down 27.72 Par Value Of F H L M C Mltcl Mt 3.064% 8/25/24 Trade Date 9/25/23	27.72	-28.21
09/25/23	Asset Income	Interest Earned On F H L M C Mltcl Mt 2.525% 10/25/26 \$0.00210/Pv On 125,000.00 Pv Due 9/25/23	263.02	
09/25/23	Asset Income	Interest Earned On F H L M C M T N 0.375% 9/23/25 0.001875 USD/\$1 Pv On 75,000 Par Value Due 9/23/23	140.63	
09/28/23	Purchase	Purchased 95,000 Par Value Of F F C B Deb 4.500% 9/22/28 Trade Date 9/27/23 Purchased Through Wells Fargo Securities, LLC Purchased On The Marketaxess Corporation Swift External Ref#: 8327003133081781 95,000 Par Value At 98.858 %	-93,915.10	93,915.10
09/28/23	Purchase Accrued Interest	Paid Accrued Interest On Purchase Of F F C B Deb 4.500% 9/22/28 Income Debit 71.25- USD	-71.25	



CITY OF MENIFEE

ACCOUNT NUMBER: [REDACTED]

Page 33 of 42

September 1, 2023 to September 30, 2023

TRANSACTION DETAIL (continued)

Date Posted	Activity	Description	Cash	Tax Cost
09/28/23	Sale	Sold 65,000 Par Value Of F H L B Deb 3.375% 12/08/23 Trade Date 9/27/23 Sold Through Marketaxess Corp Sold On The Marketaxess Corporation Swift External Ref#: 8327003133081724 65,000 Par Value At 99.544 %	64,703.60	-66,897.35
09/28/23	Sell Accrued Interest	Received Accrued Interest On Sale Of F H L B Deb 3.375% 12/08/23 Income Credit 670.31 USD	670.31	
	Purchase	Combined Purchases For The Period 9/ 1/23 - 9/30/23 Of Federated Hermes Govt Obligs Is	-55,894.86	55,894.86
	Sale	Combined Sales For The Period 9/ 1/23 - 9/30/23 Of Federated Hermes Govt Obligs Is	71,990.40	-71,990.40
Ending Balance 09/30/2023			\$0.00	\$10,972,213.75



CITY OF MENIFEE

ACCOUNT NUMBER: [REDACTED]

Page 34 of 42

September 1, 2023 to September 30, 2023

SALE/MATURITY SUMMARY

	Settlement Date	Description	Tax Cost	Proceeds	Estimated Gain/Loss
Taxable Bonds					
Bmw Vehicle Lease Trust					
0.330 12/26/2024					
09690AAC7					
	09/25/23	Paid Down 925.17 Par Value Trade Date 9/25/23	-925.07	925.17	0.10
Bmw Vehicle Lease Trust 2022 1					
A B S Ser 2022 1 CI A3					
03/25/2025 Var					
BVL1325					
	09/25/23	Paid Down 974.83 Par Value Trade Date 9/25/23	-974.68	974.83	0.15
F H L B Gtd R E M I C Pass Thru					
C M O Ser K041 CI A2					
3.171 10/25/2024					
3137BFE98					
	09/25/23	Paid Down 75.66 Par Value Trade Date 9/25/23	-81.39	75.66	-5.73
F H L M C Multiclass Mtg Partn					
C M O Ser K728 CI A2					
08/25/2024 Var					
FHL3024					
	09/25/23	Paid Down 27.72 Par Value Trade Date 9/25/23	-28.21	27.72	-0.49



CITY OF MENIFEE

ACCOUNT NUMBER: [REDACTED]

Page 35 of 42

September 1, 2023 to September 30, 2023

SALE/MATURITY SUMMARY (continued)

	Settlement Date	Description	Tax Cost	Proceeds	Estimated Gain/Loss
F N M A					
2.875 09/12/2023					
3135G0U43					
	09/12/23	Matured 10,000 Par Value Trade Date 9/12/23 10,000 Par Value At 100 %	-9,959.00	10,000.00	41.00
Federal Home Loan Bks					
3.375 09/08/2023					
313383YJ4					
	09/08/23	Matured 5,000 Par Value Trade Date 9/8/23 5,000 Par Value At 100 %	-5,065.65	5,000.00	-65.65
Federal Home Loan Bks					
3.375 12/08/2023					
3130A0F70					
	09/28/23	Sold 65,000 Par Value Trade Date 9/27/23 Sold Through Marketaxess Corp Sold On The Marketaxess Corporation Swift External Ref#: 8327003133081724 65,000 Par Value At 99.544 %	-66,897.35	64,703.60	-2,193.75
Federal Home Loan Bks					
4.750 03/08/2024					
3130ATUQ8					
	09/18/23	Sold 150,000 Par Value Trade Date 9/15/23 Sold Through Pershing LLC Sold On The Marketaxess Corporation Swift External Ref#: 8325803133048430 150,000 Par Value At 99.627 %	-149,694.00	149,440.50	-253.50



CITY OF MENIFEE

ACCOUNT NUMBER: [REDACTED]

Page 36 of 42

September 1, 2023 to September 30, 2023

SALE/MATURITY SUMMARY (continued)

	Settlement Date	Description	Tax Cost	Proceeds	Estimated Gain/Loss
Federal Home Loan Bks					
4.875 06/14/2024					
3130ATVC8					
	09/18/23	Sold 210,000 Par Value Trade Date 9/15/23 Sold Through Marketaxess Corp Sold On The Marketaxess Corporation Swift External Ref#: 8325803133048403 210,000 Par Value At 99.531 %	-210,751.80	209,015.10	-1,736.70
Gm Fin Auto Lsng Tr					
A B S Ser 2021 3 CI A 3					
10/21/2024 Var					
GFA0324A					
	09/20/23	Paid Down 2,779.6 Par Value Trade Date 9/20/23	-2,779.56	2,779.60	0.04
Gm Fin Auto Lsng Tr					
A B S Ser 2022 1 CI A 3					
1.900 03/20/2025					
GFA1925					
	09/20/23	Paid Down 2,578.34 Par Value Trade Date 9/20/23	-2,578.32	2,578.34	0.02
Gm Fin Cons Auto Rec					
A B S Ser 2022 1 CI A3					
1.260 11/16/2026					
GFC1226					
	09/18/23	Paid Down 91.38 Par Value Trade Date 9/16/23	-91.37	91.38	0.01



CITY OF MENIFEE

ACCOUNT NUMBER: [REDACTED]

Page 37 of 42

September 1, 2023 to September 30, 2023

SALE/MATURITY SUMMARY (continued)

	Settlement Date	Description	Tax Cost	Proceeds	Estimated Gain/Loss
Gm Fin Cons Auto Rec Tr					
A B S Ser 2021 4 CI A 3					
0.680 09/16/2026					
GFC0626					
	09/18/23	Paid Down 524.45 Par Value Trade Date 9/16/23	-524.44	524.45	0.01
Honda Auto Rec Ownr Tr 2021 4					
A B S Ser 2021 4 CI A3					
01/21/2026 Var					
HAR0826					
	09/21/23	Paid Down 587.44 Par Value Trade Date 9/21/23	-587.32	587.44	0.12
Honda Auto Receivables					
A B S Ser 2021 1 CI A3					
0.270 04/21/2025					
43813GAC5					
	09/21/23	Paid Down 821.28 Par Value Trade Date 9/21/23	-821.26	821.28	0.02
Honda Auto Receivables Owner					
A B S Ser 2020 2 CI A3					
0.820 07/15/2024					
43813DAC2					
	09/15/23	Paid Down 237.25 Par Value Cmo Final Paydown	-237.23	237.25	0.02



CITY OF MENIFEE

ACCOUNT NUMBER: [REDACTED]

Page 38 of 42

September 1, 2023 to September 30, 2023

SALE/MATURITY SUMMARY (continued)

	Settlement Date	Description	Tax Cost	Proceeds	Estimated Gain/Loss
Honda Auto Receivables Owner					
A B S Ser 2020 3 CI A3					
0.370 10/18/2024					
HA00324					
	09/18/23	Paid Down 726.93 Par Value Trade Date 9/18/23	-726.82	726.93	0.11
Hyundai Auto Rec Tr					
A B S Ser 2021 C CI A3					
0.740 05/15/2026					
HAR0726					
	09/15/23	Paid Down 1,206.36 Par Value Trade Date 9/15/23	-1,189.08	1,206.36	17.28
John Deere Own					
A B S Ser 2021 B CI A 3					
03/16/2026 Var					
JDO0926					
	09/15/23	Paid Down 580.99 Par Value Trade Date 9/15/23	-580.94	580.99	0.05
John Deere Owner Tr					
A B S Ser 2020 B CI A3					
11/15/2024 Var					
JDO0524					
	09/15/23	Paid Down 211.11 Par Value Trade Date 9/15/23	-211.08	211.11	0.03



CITY OF MENIFEE

ACCOUNT NUMBER: [REDACTED]

Page 39 of 42

September 1, 2023 to September 30, 2023

SALE/MATURITY SUMMARY (continued)

	Settlement Date	Description	Tax Cost	Proceeds	Estimated Gain/Loss
Toyota Auto Rec Own Tr A B S Ser 2021 D CI A 3 04/15/2026 Var TAR0726	09/15/23	Paid Down 4,281.24 Par Value Trade Date 9/15/23	-4,031.89	4,281.24	249.35
Toyota Auto Receivables A B S Ser 2020 D CI A3 0.350 01/15/2025 TA00325	09/15/23	Paid Down 564.38 Par Value Trade Date 9/15/23	-564.28	564.38	0.10
Toyota Auto Recv Tr A B S Ser 2021 A CI A3 05/15/2025 Var TAR0325A	09/15/23	Paid Down 1,410.38 Par Value Trade Date 9/15/23	-1,410.12	1,410.38	0.26
U S Treasury Note 2.500 05/15/2024 912828WJ5	09/14/23	Sold 210,000 Par Value Trade Date 9/13/23 Sold Through J.P. Morgan Securities LLC Sold On The Off-Exchange Transactions - Li Swift External Ref#: 8325603133038759 210,000 Par Value At 98.07421905 %	-203,855.86	205,955.86	2,100.00



CITY OF MENIFEE

ACCOUNT NUMBER: [REDACTED]

Page 40 of 42

September 1, 2023 to September 30, 2023

SALE/MATURITY SUMMARY (continued)

	Settlement Date	Description	Tax Cost	Proceeds	Estimated Gain/Loss
Verizon Owner Trust A B S Ser 2020 B CI A1a 02/20/2025 Var VO00425					
	09/20/23	Paid Down 923.33 Par Value Trade Date 9/20/23	-923.14	923.33	0.19
Total Taxable Bonds			-\$665,489.86	\$663,642.90	-\$1,846.96
Total Sales & Maturities			-\$665,489.86	\$663,642.90	-\$1,846.96

SALE/MATURITY SUMMARY MESSAGES

Estimated Year-To-Date Short-Term Gain (Loss): \$1,282.11

Estimated Year-To-Date Long-Term Gain (Loss): (\$8,915.83)

Estimates should not be used for tax purposes

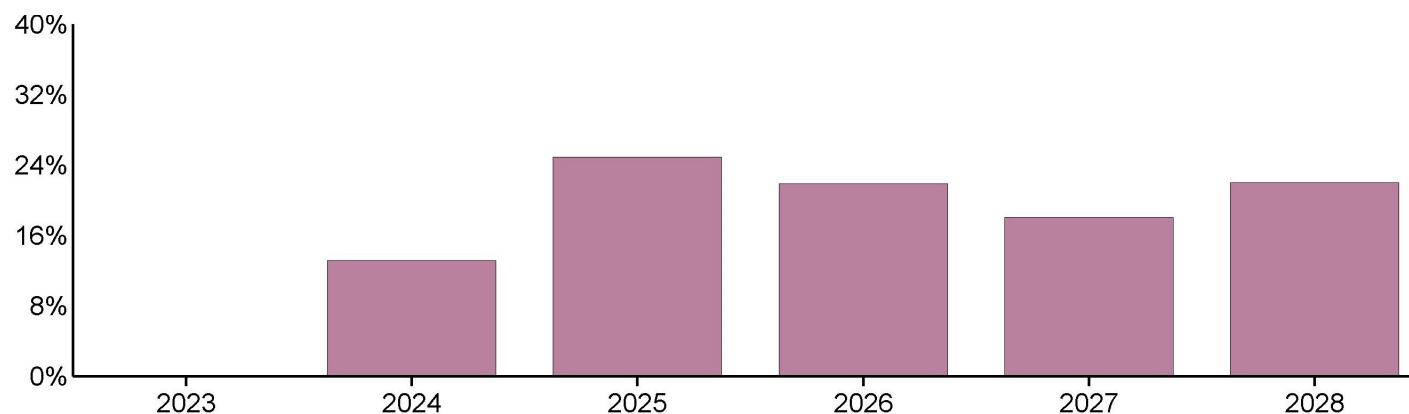


CITY OF MENIFEE

ACCOUNT NUMBER: [REDACTED]

Page 41 of 42

September 1, 2023 to September 30, 2023

BOND SUMMARY

	Par Value	Market Value	Percentage of Category
MATURITY			
2023	0.00	0.00	0.00
2024	1,421,807.35	1,393,452.84	13.14
2025	2,782,806.60	2,644,210.22	24.92
2026	2,482,187.12	2,324,016.24	21.90
2027	2,000,000.00	1,917,719.60	18.07
2028	2,405,000.00	2,332,224.10	21.97
Total of Category	\$11,091,801.07	\$10,611,623.00	100.00

MOODY'S RATING

Aaa	7,041,538.17	6,750,404.33	63.61
Aa2	55,000.00	50,196.15	0.47
Aa3	90,000.00	84,712.55	0.80
A1	1,312,000.00	1,254,033.57	11.82
A2	825,000.00	779,824.10	7.35
A3	465,000.00	446,446.15	4.21



CITY OF MENIFEE

ACCOUNT NUMBER: [REDACTED]

Page 42 of 42

September 1, 2023 to September 30, 2023

BOND SUMMARY (continued)

	Par Value	Market Value	Percentage of Category
N/A	1,303,262.90	1,246,006.15	11.74
Total of Category	\$11,091,801.07	\$10,611,623.00	100.00

S&P RATING

AAA	912,785.57	878,032.90	8.27
AA+	3,015,000.00	2,916,792.35	27.49
AA	115,000.00	104,141.55	0.98
A+	695,000.00	663,887.10	6.26
A	750,000.00	721,195.40	6.80
A-	1,187,000.00	1,125,988.47	10.61
N/A	4,417,015.50	4,201,585.23	39.59
Total of Category	\$11,091,801.07	\$10,611,623.00	100.00

BOND SUMMARY MESSAGES

Data contained within this section excluded Mutual Funds, Exchange Traded Funds, and Closed-Ended Funds.

Glossary

Accretion - The accumulation of the value of a discounted bond until maturity.

Adjusted Prior Market Realized Gain/Loss - The difference between the proceeds and the Prior Market Value of the transaction.

Adjusted Prior Market Unrealized Gain/Loss - The difference between the Market Value and the Adjusted Prior Market Value.

Adjusted Prior Market Value - A figure calculated using the beginning Market Value for the fiscal year, adjusted for all asset related transactions during the period, employing an average cost methodology.

Amortization - The decrease in value of a premium bond until maturity.

Asset - Anything owned that has commercial exchange value. Assets may consist of specific property or of claims against others, in contrast to obligations due to others (liabilities).

Bond Rating - A measurement of a bond's quality based upon the issuer's financial condition. Ratings are assigned by independent rating services, such as Moody's, or S&P, and reflect their opinion of the issuer's ability to meet the scheduled interest and principal repayments for the bond.

Cash - Cash activity that includes both income and principal cash categories.

Change in Unrealized Gain/Loss - Also reported as Gain/Loss in Period in the Asset Detail section. This figure shows the market appreciation (depreciation) for the current period.

Cost Basis (Book Value) - The original price of an asset, normally the purchase price or appraised value at the time of acquisition. Book Value method maintains an average cost for each asset.

Cost Basis (Tax Basis) - The original price of an asset, normally the purchase price or appraised value at the time of acquisition. Tax Basis uses client determined methods such as Last-In-First-Out (LIFO), First-In-First-Out (FIFO), Average, Minimum Gain, and Maximum Gain.

Ending Accrual - (Also reported as Accrued Income) Income earned but not yet received, or expenses incurred but not yet paid, as of the end of the reporting period.

Estimated Annual Income - The amount of income a particular asset is anticipated to earn over the next year. The shares multiplied by annual income rate.

Estimated Current Yield - The annual rate of return on an investment expressed as a percentage. For stocks, yield is calculated by taking the annual dividend payments divided by the stock's current share price. For bonds, yield is calculated by the coupon rate divided by the bond's market price.

Ex-Dividend Date - (Also reported as Ex-Date) For stock trades, the person who owns the security on the ex-dividend date will earn the dividend, regardless of who currently owns the stock.

Income Cash - A category of cash comprised of ordinary earnings derived from investments, usually dividends and interest.

Market Value - The price per unit multiplied by the number of units.

Maturity Date - The date on which an obligation or note matures.

Payable Date - The date on which a dividend, mutual fund distribution, or interest on a bond will be made.

Principal Cash - A category of cash comprised of cash, deposits, cash withdrawals and the cash flows generated from purchases or sales of investments.

Realized Gain/Loss Calculation - The Proceeds less the Cost Basis of a transaction.

Settlement Date - The date on which a trade settles and cash or securities are credited or debited to the account.

Trade Date - The date a trade is legally entered into.

Unrealized Gain/Loss - The difference between the Market Value and Cost Basis at the end of the current period.

Yield on/at Market - The annual rate of return on an investment expressed as a percentage. For stocks, yield is calculated by the annual dividend payments divided by the stock's current share price. For bonds, yield is calculated by the coupon rate divided by the bond's market price.

The terms defined in this glossary are only for use when reviewing your account statement. Please contact your Relationship Manager with any questions.