



# Western Riverside Council of Governments Solid Waste Committee

## Staff Report

**Subject:** Residential and Commercial Rate Survey Regarding Fees and Programs from Local Waste Haulers

**Contact:** Mei Wu Nguyen, Analyst I, [mwu@wrcog.us](mailto:mwu@wrcog.us), (951) 405-6734

**Date:** February 19, 2025

### **Recommended Action(s):**

1. Receive and file.

### **Summary:**

Overall, collection rates for both residential and commercial services have risen due to factors such as inflation and the addition of services to comply with state mandates. Riverside County unincorporated areas saw notable rate increases from revised franchise agreements, with adjustments effective on October 1, 2024. The City of Norco had a reduction to existing residential and commercial rates due to negotiations in their franchise agreement.

### **Purpose / WRCOG 2022-2027 Strategic Plan Goal:**

The purpose of this item is to present the findings of the Residential and Commercial Rate Survey. This effort aligns with WRCOG's 2022-2027 Strategic Plan Goal #6.3 (Continuing to support the Solid Waste & Recycling Program).

### **Discussion:**

### **Background**

Each year, WRCOG conducts an informational waste rate survey of surrounding member agencies regarding fees and programs from local waste haulers. The survey is comprised of the residential and commercial waste fees for refuse, recycling, and organics recycling within Riverside County, as well as unincorporated areas. Member agencies may use the survey as a resource to compare with neighboring jurisdictions to understand the local rates and additional services provided by waste haulers.

### **Present Situation**

Fiscal Year 2024/2025 Residential and Commercial Rate Survey: Rates for both commercial and residential refuse services have historically been increased by inflation Consumer Price Index, or "CPI," which is calculated into the customer rate. The current CPI is based on the calendar year 2023 data

supplied by the Bureau of Labor Statistics. CPI for All Urban Consumers in the Riverside-San Bernardino-Ontario area increased by 4.65%. Some member agencies, as a part of their franchise agreement with their hauler, have adjustments capped at 4%. Some member agencies have extraordinary increases or adjustments not reflected in the CPI. These adjustments may be associated with regulatory requirements and programs (i.e., Senate Bill 1383 compliance fee) or shifts in market conditions, such as rising industry costs and increases in landfill tipping fees. The County of Riverside's Waste Management Department did not adjust its disposal rate in Fiscal Year 2024/2025. Some member agencies have structured their rates to separate organic waste into food waste and non-food waste (green waste). Some member agencies offer a commercial compliance bundled rate structure that includes trash, standard, and organic recycling for one price.

Overall, residential rates vary from a reduction of rates in the City of Norco, to a notable increase of 35.10% in the Riverside County unincorporated area A1. For commercial rates, rate adjustments vary from -9% to 43%. The notable increase in rates for Riverside County unincorporated areas is due to revisions in franchise agreements. Residential and commercial waste rates in these areas remained unchanged since Fiscal Year 2022/2023, with adjustments implemented on October 1, 2024. The City of Norco reduced existing residential and commercial rates following negotiations in its franchise agreement with Waste Management. The City of Perris did not adjust its waste rates for Fiscal Year 2024/2025.

**Prior Action(s):**

**February 21, 2024:** The Solid Waste Committee received and filed.

**Financial Summary:**

Activities related to Solid Waste activities are included in the Agency's adopted budget for Fiscal Year 2024/2025 under the Solid Waste Fund (130).

**Attachment(s):**

[Attachment 1 - FY24-25 Residential and Commercial Rate Survey](#)

[Attachment 2 - FY 24-25 Residential and Commercial Rate Survey Graphs](#)

# Attachment

FY 24/25 Residential and  
Commercial Rate Survey

**RESIDENTIAL SERVICES**  
**WESTERN RIVERSIDE COUNCIL OF GOVERNMENTS**  
**SOLID WASTE/RECYCLING SERVICES 2024-2025**

Franchise Hauler Legend
Waste Management
CR&R
Burrtec
Mixed

Jurisdiction	2024 Estimated Population	Franchise Hauler	Landfill	3-cart System Monthly rate	Rate Increase Effective Date	Curbside Large Item Services
Banning	31,213	WM	Lamb Canyon and El Sobrante	\$30.60	7/1/2024	3x per year, \$25.42 per additional item
Beaumont	57,416	WM	Lamb Canyon	\$26.35	7/1/2024	2x per year, \$21.28 per additional item
Calimesa	10,867	CR&R	Lamb Canyon	\$36.27	7/1/2024	2x per year, \$23.39 per additional item
Canyon Lake	10,832	CR&R	Perris MRF	\$35.61	7/1/2024	2x per year, \$15.79 per additional item
Corona	156,615	WM	El Sobrante	\$29.98	7/1/2024	3x per year, additional pick up: \$24.06 first item, \$16.06 for each additional items
Eastvale	68,884	WM	Robert A Nelson Transfer Station, Badlands, and El Sobrante	\$34.82	7/1/2024	3x per year, \$30.28 per additional item
Hemet	89,663	CR&R	Lamb Canyon	\$29.40	7/1/2024	2x per year, \$38.37 per additional item
Jurupa Valley	104,721	Burrtec	Robert Nelson	\$37.07	7/1/2024	2x per year, \$30.28 per additional item
Lake Elsinore	71,452	CR&R	El Sobrante	\$32.18	7/1/2024	2x per year, \$16.70 per additional item
Menifee	111,560	WM	El Sobrante	\$35.55	7/1/2024	4x per year, \$28.67 per additional item
Moreno Valley	207,146	WM	El Sobrante and Badlands	\$32.99	7/1/2024	4x per year, \$22.42 per additional item

Jurisdiction	2024 Estimated Population	Franchise Hauler	Landfill	3-cart System Monthly rate	Rate Increase Effective Date	Curbside Large Item Services
Murrieta	109,177	WM	El Sobrante	\$30.48	7/1/2024	2x per year, \$29.96 per additional item
Norco	25,068	WM	El Sobrante	\$33.41	7/1/2024	3x per year, \$31.86 per additional item
Perris	79,311	CR&R	El Sobrante	\$39.23	7/1/2023	4x per year, \$12.49 per additional item
Riverside	316,690	Riverside Public Works, Burrtec	Badlands, Blythe, Desert Center	\$37.32	7/1/2024	2x per year
San Jacinto	53,538	CR&R	Lambs Canyon	\$35.68	7/1/2024	4x per year, \$40.11 per additional pick up
Temecula	108,700	CR&R	El Sobrante, Badlands	\$29.85	7/1/2023	2x per year, \$14.80 per additional pick up
Wildomar	36,327	CR&R	El Sobrante/County Standard Landfill	\$36.61	7/1/2022	2x per year, \$26.23 per additional item
Riverside County Unincorporated Area 1-A	Entire County - 403,563	WM	County Standard Landfill	\$36.80	10/1/2024	4x per year, \$40 per additional pick up
Riverside County Unincorporated Area 1-B	Entire County - 403,563	WM	County Standard Landfill	\$35.75	10/1/2024	4x per year, \$40 per additional pick up
Riverside County Unincorporated Area 1-C	Entire County - 403,563	WM	County Standard Landfill	\$36.28	10/1/2024	4x per year, \$40 per additional pick up
Riverside County Unincorporated Area 3-A-(Glen Ivy, Alberhill, Good Hope, Temescal Canyon), B- (Highgrove, Reche Canyon), c-(Sedco Hills, Wildomar)	Entire County - 403,563	WM	County Standard Landfill	\$34.76	10/1/2024	4x per year, \$40 per additional pick up
Riverside County Unincorporated Area 4- A- South of Hwy 91 - Home Gardens, Woodcrest, portions of Mead Valley	Entire County - 403,563	WM	County Standard Landfill	\$34.71	10/1/2024	4x per year, \$40 per additional pick up
Riverside County Unincorporated Area 5 - Temecula, Lake Elsinore, Ortega Hwy,	Entire County - 403,563	CR&R	County Standard Landfill	\$37.13	10/1/2024	4x per year, \$40 per additional pick up
Riverside County Unincorporated Area 6- Lakeview, Mystic Lake, San Jacinto	Entire County - 403,563	CR&R	County Standard Landfill	\$36.00	10/1/2024	4x per year, \$40 per additional pick up
Riverside County Unincorporated Area 7 - Cherry Valley, San Timoteo, Canyon	Entire County - 403,563	CR&R	County Standard Landfill	\$35.49	10/1/2024	4x per year, \$40 per additional pick up

Jurisdiction	2024 Estimated Population	Franchise Hauler	Landfill	3-cart System Monthly rate	Rate Increase Effective Date	Curbside Large Item Services
Riverside County Unincorporated Area 8 - Idyllwild, Anza Pinyon	Entire County - 403,563	Waste Management	County Transfer Station	\$19.74	10/1/2024	Pick up on an on-call basis
Riverside County Unincorporated Area 9 - Cabazon, Whitewater	Entire County - 403,563	CR&R	County Standard Landfill	\$36.00	10/1/2024	4x per year, \$40 per additional pick up
Riverside County Unincorporated Area 10 - Painted Hills, North Palm Springs, Desert Haven	Entire County - 403,563	DVD	Edom Hill Transfer Station	\$36.72	10/1/2024	4x per year, \$40 per additional pick up
Riverside County Unincorporated Area 12- Bermuda Dunes, La Quinta	Entire County - 403,563	Burrtec	Edom Hill Transfer Station	\$30.12	7/1/2022	4x per year, \$40 per additional pick up
Riverside County Unincorporated Area 12- Thousand Palms, Sky Valley, Indio Hills, Areas North of I-10, Mecca, Northshore, Salton, Desert Beach	Entire County - 403,563	Burrtec	Edom Hill Transfer Station	\$36.88	10/1/2024	4x per year, \$40 per additional pick up

COMMERCIAL SERVICES

WESTERN RIVERSIDE COUNCIL OF GOVERNMENTS

SOLID WASTE/RECYCLING SERVICES 2024-2025

Franchise Hauler Legend
Waste Management
CR&R
Burrtec
Other

<div>Monthly rate (1 - 3CY Garbage bin with 96-Gal Recycling Cart and 64-Gal Organics Cart - 1XWK)</div> <div>Monthly Rate (1 - 3CY -1XWK)</div> <div>Monthly Rate (1 - 3CY -1XWK)</div> <div>Monthly Rate (1xWK)</div> <div>Weekly Rate (1-40 yd bin)</div>							
Jurisdictions	Waste Hauler	Effective Date	Bundled Rate	Refuse Includes CPI & Disposal	Recycling	Organic Waste (60/64 Gallon)	Trash Bin
Banning	WM	7/1/2024	\$256.18	\$176.45	\$159.66	\$66.76	\$372.79
Beaumont	WM	7/1/2024	\$290.79	\$181.65	\$146.38	\$61.31	\$381.98 plus Riverside County disposal or processing costs.
Calimesa	CR&R	7/1/2024	N/A	\$202.89	\$52.06	\$46.38 (Greenwaste), \$58.83 (Foodwaste)	\$800.72 ( Haul fee, Up to 6 tons)
Canyon Lake	CR&R	7/1/2024	N/A	\$201.31	\$87.57	\$78.90	\$375.42+ MRF/landfill fees
Corona	WM	7/1/2024	N/A	\$169.78	\$55.78	\$54.34	\$732.63

<div> <div>Monthly rate (1 - 3CY Garbage bin with 96-Gal Recycling Cart and 64-Gal Organics Cart - 1XWK)</div> <div>Monthly Rate (1 - 3CY -1XWK)</div> <div>Monthly Rate (1 - 3CY -1XWK)</div> <div>Monthly Rate (1xWK)</div> <div>Weekly Rate (1-40 yd bin)</div> </div>							
Jurisdictions	Waste Hauler	Effective Date	Bundled Rate	Refuse Includes CPI & Disposal	Recycling	Organic Waste (60/64 Gallon)	Trash Bin
Eastvale	WM	7/1/2024	N/A	\$187.44	\$133.80	\$55.64	\$419.47 per pull plus disposal fee
Hemet	CR&R	7/1/2024	\$367.55	\$251.60	\$176.11	\$52.94 (Greenwaste), \$85.85 (Foodwaste)	\$396.91 pull rate only
Jurupa Valley	Burrtec	7/1/2024	N/A	\$191.91	\$128.00	\$47.56 (Green Waste), \$88.13 (Food Waste)	\$757.96 (6 tons)
Lake Elsinore	CR&R	7/1/2024	\$364.32	\$230.63	\$113.70	\$70.10	\$423.10 + MRF/landfill fees
Menifee	WM	7/1/2024	\$230.39	\$173.02	\$103.77	\$46.34	\$530.18 (4 tons)
Moreno Valley	WM	7/1/2024	N/A	\$189.98	\$84.87	\$52.90	N/A
Murrieta	WM	7/1/2024	N/A	\$147.16	\$83.01	\$52.70	\$510.27
Norco	WM	7/1/2024	\$182.26	\$182.26	\$125.65	\$55.90	\$338.66 plus disposal rate
Perris	CR&R	7/1/2023	N/A	\$227.98	\$113.79	\$69.67 (Foodwaste), \$51.99 (Greenwaste)	\$713.17 (Up to 5 tons)
Riverside	CR&R, Burrtec, Athens	7/1/2024	N/A	\$154.59	\$153.16	\$112.08 (Foodwaste), \$100.99 (95g Greenwaste)	\$206.84 per load plus actual tonnage charge



<div> <div>Monthly rate (1 - 3CY Garbage bin with 96-Gal Recycling Cart and 64-Gal Organics Cart - 1XWK)</div> <div>Monthly Rate (1 - 3CY -1XWK)</div> <div>Monthly Rate (1 - 3CY -1XWK)</div> <div>Monthly Rate (1xWK)</div> <div>Weekly Rate (1-40 yd bin)</div> </div>							
Jurisdictions	Waste Hauler	Effective Date	Bundled Rate	Refuse Includes CPI & Disposal	Recycling	Organic Waste (60/64 Gallon)	Trash Bin
San Jacinto	CR&R	7/1/2024	N/A	\$262.88	\$162.80	\$56.70 (Greenwaste), \$86.10 (Foodwaste)	\$713.40
Temecula	CR&R	7/1/2024	N/A	\$160.05	\$69.15	\$48.67(Greenwaste), \$65.69 (Foodwaste)	N/A
Wildomar	CR&R	7/1/2024	N/A	\$213.71	\$138.60	\$45.19 (Greenwaste), \$51.01 (Foodwaste)	\$661.29 (up to 8 ton)
Riverside County Unincorporated Area A-1	WM	10/1/2024	N/A	\$189.00	\$132.30	\$59.00	\$388.39
Riverside County Unincorporated Area 1-B	WM	10/1/2024	N/A	\$189.00	\$132.30	\$59.00	\$342.81
Riverside County Unincorporated Area 1-C	WM	10/1/2024	N/A	\$189.00	\$132.30	\$59.00	\$342.78
Riverside County Unincorporated Area 3-A-(Glen Ivy, Alberhill, Good Hope, Temescal Canyon), B- (Highgrove, Reche Canyon), c-(Sedco Hills, Wildomar)	WM	10/1/2024	N/A	\$189 (3A, 3B, 3C)	\$132.30 (3A, 3B, 3C)	\$59 (3A, 3B, 3C)	381.23 (3A, 3B, 3C)

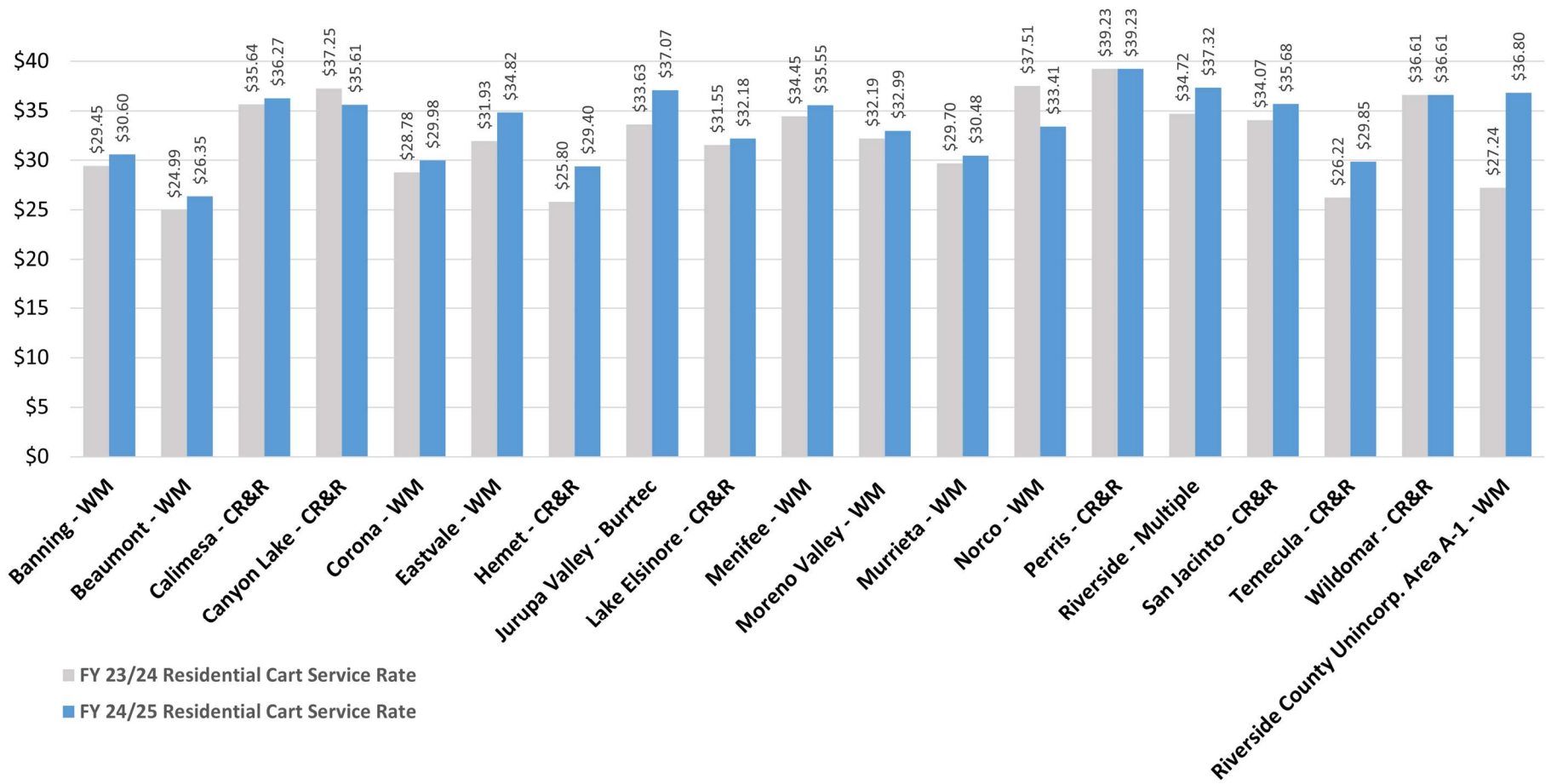
<div> <div>Monthly rate (1 - 3CY Garbage bin with 96-Gal Recycling Cart and 64-Gal Organics Cart - 1XWK)</div> <div>Monthly Rate (1 - 3CY -1XWK)</div> <div>Monthly Rate (1 - 3CY -1XWK)</div> <div>Monthly Rate (1xWK)</div> <div>Weekly Rate (1-40 yd bin)</div> </div>							
Jurisdictions	Waste Hauler	Effective Date	Bundled Rate	Refuse Includes CPI & Disposal	Recycling	Organic Waste (60/64 Gallon)	Trash Bin
Riverside County Unincorporated Area 4- A- South of Hwy 99 - Home Gardens, Woodcrest, portions of Mead Valley	WM	10/1/2024	N/A	\$180.00	\$126.00	\$59.00	\$389.00
Riverside County Unincorporated Area 5 - Temecula, Lake Elsinore, Ortega Hwy,	CR&R	10/1/2024	N/A	\$188.65	\$132.05	\$70.00	\$341.35
Riverside County Unincorporated Area 6- Lakeview, Mystic Lake, San jacinto	CR&R	10/1/2024	N/A	\$154.96	\$108.47	\$70.00	\$397.00
Riverside County Unincorporated Area 7 - Cherry Valley, San Timoteo, Canyon	CR&R	10/1/2024	N/A	\$183.17	\$128.22	\$70.00	\$397.31
Riverside County Unincorporated Area 8 - Idyllwild, Anza Pinyon	WM	10/1/2024	N/A	\$327.25	\$229.08	\$70.00	\$785.33
Riverside County Unincorporated Area 9 - Cabazon, Whitewater	CR&R	10/1/2024	N/A	\$175.43	\$122.80	\$70.00	\$397.00
Riverside County Unincorporated Area 10 - Painted Hills, North Palm Springs, Desert Haven	DVD	10/1/2024	N/A	\$196.42	\$137.49	\$82.60 (Foodwaste), \$44.25 (Greenwaste), \$59.00 (Mixed organic waste)	\$345.98

<div>Monthly rate (1 - 3CY Garbage bin with 96-Gal Recycling Cart and 64-Gal Organics Cart - 1XWK)</div> <div>Monthly Rate (1 - 3CY -1XWK)</div> <div>Monthly Rate (1 - 3CY -1XWK)</div> <div>Monthly Rate (1xWK)</div> <div>Weekly Rate (1-40 yd bin)</div>							
Jurisdictions	Waste Hauler	Effective Date	Bundled Rate	Refuse Includes CPI & Disposal	Recycling	Organic Waste (60/64 Gallon)	Trash Bin
Riverside County Unincorporated Area 12-A Thousand Palms, Sky Valley, Indio Hills, Areas North of I-10, Mecca, Northshore, Salton, Desert Beach	Burrtec	10/1/2024	N/A	\$180.00	\$126.00	\$72.00	\$373.70
Riverside County Unincorporated Area 12- B - Bermuda Dunes, La Quinta	Burrtec	10/1/2024	N/A	\$173.35	\$121.34	\$70.00	\$541.61

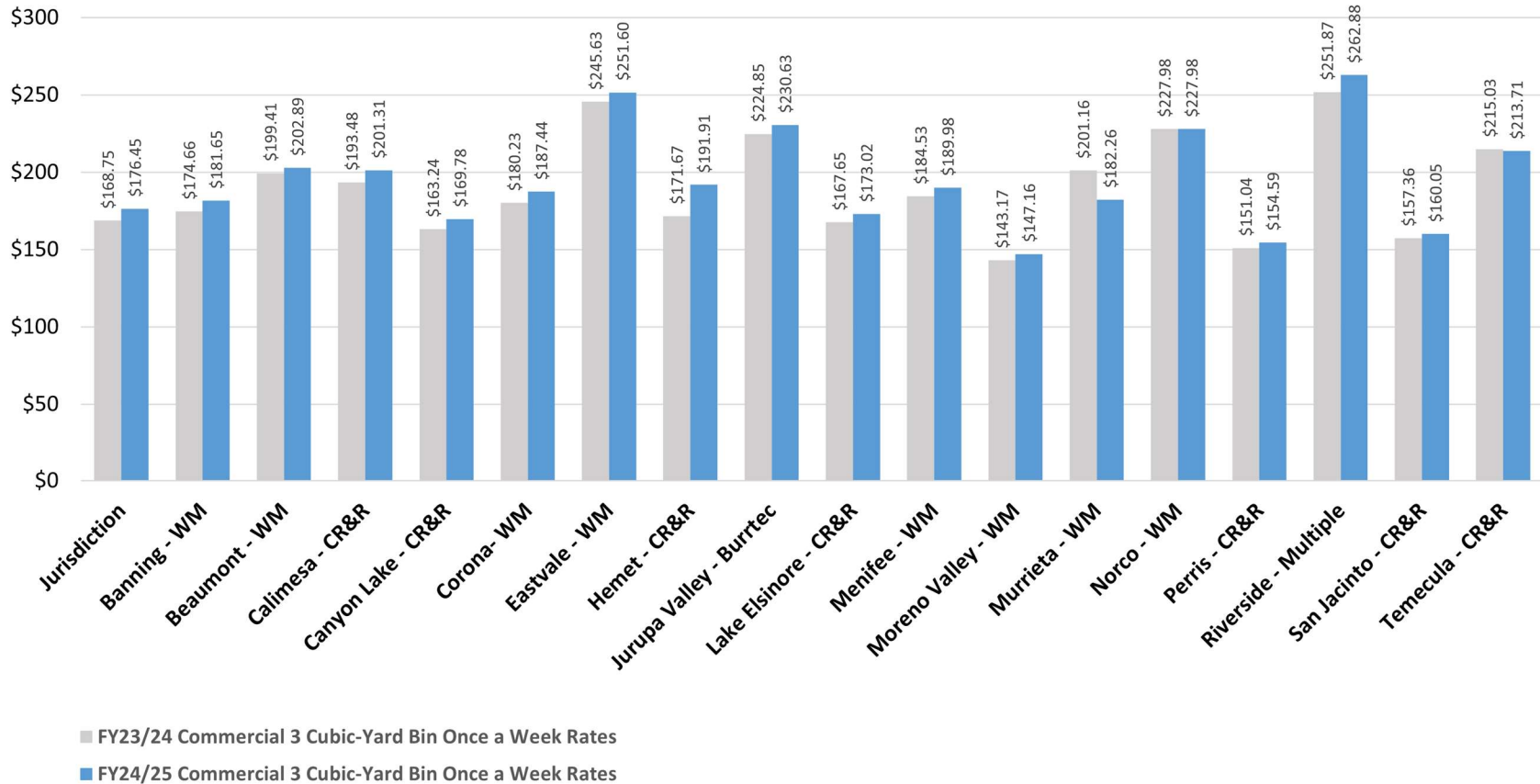
# Attachment

FY 24/25 Residential and  
Commercial Rate Survey Graphs

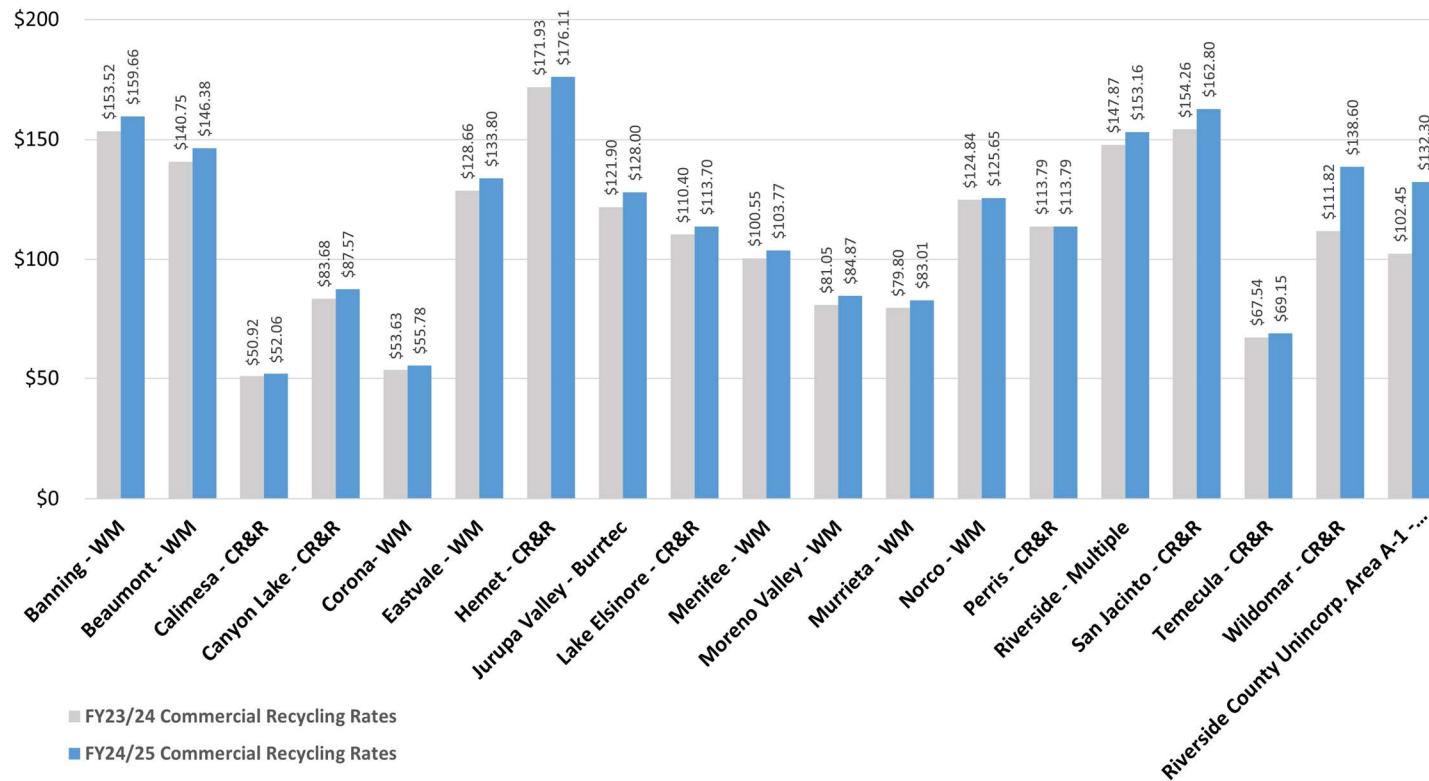
### Single-family - 96 Gallon Refuse Cart



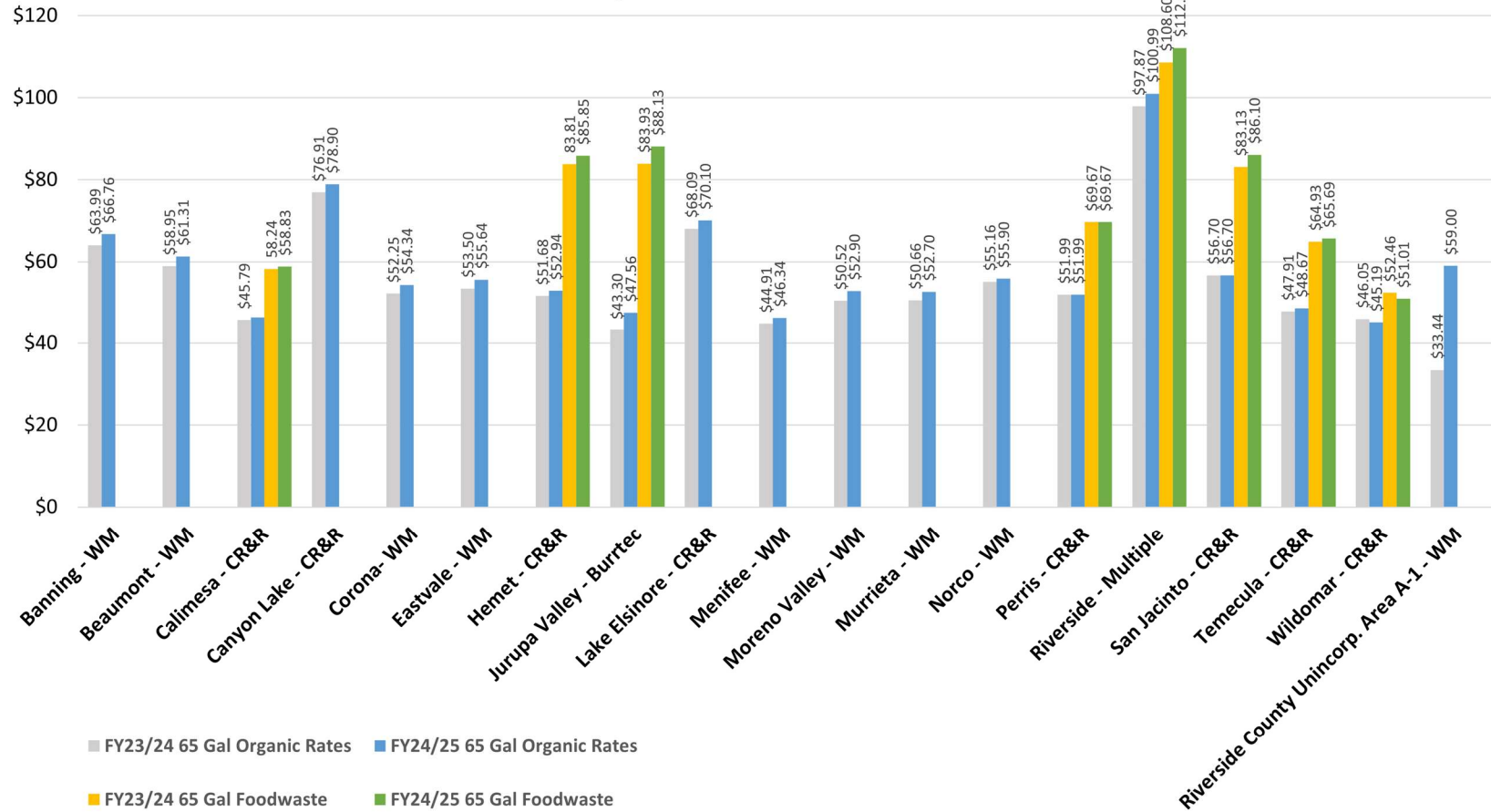
### Commercial Refuse - 3 Cubic-Yard Bin Once a Week



### Commercial Recycling - 3 Cubic-Yard Bin Once a Week



### Organic Material - 65 Gallon Cart





### Commercial Bundle - 3 yd. Refuse, 96 gal. Recycle, 65 gal. Organic

