

**QUESTIONS?**

If you have any questions regarding your account or this statement, please contact your Administrator.

KATHERINE ARTISHON
EP-MN-WS4E
60 LIVINGSTON AVE.
ST PAUL MN 55107
E-mail katherine.artishon@usbank.com

Portfolio Manager:
TS PRT RC #1 - AUTO
CN-OH-W6TC

ACCOUNT NUMBER: 6736302020**CITY OF MENIFEE****This statement is for the period from January 1, 2024 to January 31, 2024**

000015886 05 SP 000638646687193 S
CITY OF MENIFEE
FINANCE DEPARTMENT
29844 HAUN ROAD
MENIFEE, CA 92586



THIS PAGE WAS INTENTIONALLY LEFT BLANK



TABLE OF CONTENTS

Schedule	Page
Market Value Summary	1
Asset Summary	2
Income Summary	3
Cash Summary	4
Asset Detail	5
Transaction Detail	22
Sale/Maturity Summary	31
Bond Summary	37



THIS PAGE WAS INTENTIONALLY LEFT BLANK

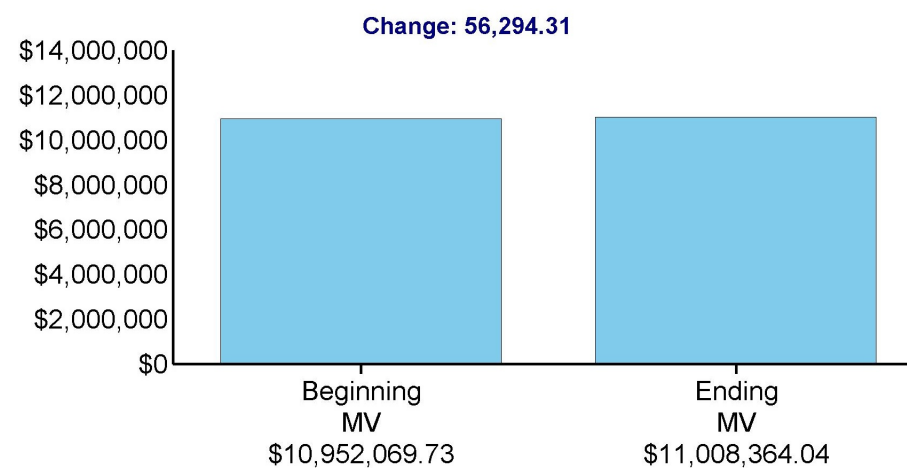


CITY OF MENIFEE
ACCOUNT NUMBER: 6736302020

Page 1 of 38
January 1, 2024 to January 31, 2024

MARKET VALUE SUMMARY

	Current Period 01/01/24 to 01/31/24
Beginning Market Value	\$10,952,069.73
Taxable Interest	41,067.73
Long Term Gains/Losses	-6,712.05
Short Term Gains/Losses	221.43
Change in Investment Value	21,717.20
Ending Market Value	\$11,008,364.04





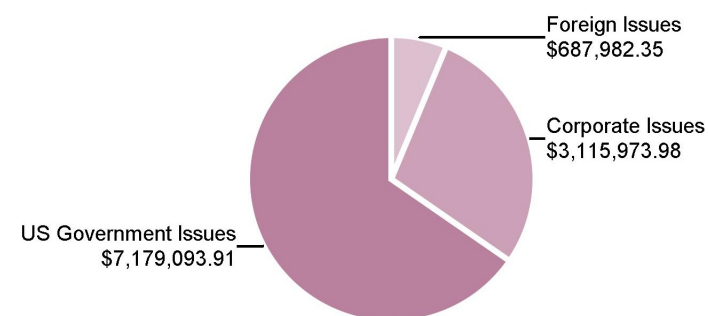
CITY OF MENIFEE
ACCOUNT NUMBER: 6736302020

Page 2 of 38
January 1, 2024 to January 31, 2024

ASSET SUMMARY

Assets	Current Period Market Value	% of Total	Estimated Annual Income
Cash & Equivalents	25,313.80	0.20	1,318.00
Taxable Bonds	10,983,050.24	99.80	348,919.46
Total Market Value	\$11,008,364.04	100.00	\$350,237.46

Fixed Income Summary





CITY OF MENIFEE
ACCOUNT NUMBER: 6736302020

Page 3 of 38
January 1, 2024 to January 31, 2024

INCOME SUMMARY

	Income Received Current Period
Taxable Interest	41,067.73
Total Current Period Income	\$41,067.73



CITY OF MENIFEE
ACCOUNT NUMBER: 6736302020

Page 4 of 38
January 1, 2024 to January 31, 2024

CASH SUMMARY

	Cash
Beginning Cash 01/01/2024	\$0.00
Taxable Interest	41,067.73
Purchases	-282,302.73
Sales	229,746.47
Net Money Market Activity	11,488.53
Ending Cash 01/31/2024	\$0.00



CITY OF MENIFEE
ACCOUNT NUMBER: 6736302020

Page 5 of 38
January 1, 2024 to January 31, 2024

ASSET DETAIL

Security Description

Shares/Face Amt	Price	Market Value	Tax Cost	Unrealized Gain/Loss	Percent of Total Portfolio	Estimated Annual Income	Estimated Current Yield
Cash & Equivalents							
Cash/Money Market							
Federated Hermes Govt Obligs Is - 60934N104 #5							
25,313.800	1.0000	25,313.80	25,313.80	0.00	0.2	1,318.00	5.21
Total Cash/Money Market		\$25,313.80	\$25,313.80	\$0.00	0.2	\$1,318.00	
Total Cash & Equivalents							
		\$25,313.80	\$25,313.80	\$0.00	0.2	\$1,318.00	

Taxable Bonds

US Government Issues

F H L B Gtd R E M I C Pass Thru - 3137BFE98 C M O Ser K041 Cl A2 3.171 10/25/2024							
34,549.420	98.4440	34,011.83	37,164.91	-3,153.08	0.3	1,095.56	3.22
F H L M C - 3137EAEP0 1.500 02/12/2025							
80,000.000	96.8320	77,465.60	79,938.40	-2,472.80	0.7	1,200.00	1.55
F H L M C M T N - 3137EAEU9 0.375 07/21/2025							
80,000.000	94.4270	75,541.60	79,736.00	-4,194.40	0.7	300.00	0.40
F H L M C M T N - 3137EAEX3 0.375 09/23/2025							
75,000.000	93.6880	70,266.00	74,777.85	-4,511.85	0.6	281.25	0.40
F H L M C Multiclass Mtg Partn - 3137H4BY5 C M O Ser K 746 Cl A 2 1.985 09/25/2028							
135,000.000	90.2600	121,851.00	116,263.48	5,587.52	1.1	2,741.85	2.25



CITY OF MENIFEE
ACCOUNT NUMBER: 6736302020

Page 6 of 38
January 1, 2024 to January 31, 2024

ASSET DETAIL (continued)

Security Description	Shares/Face Amt	Price	Market Value	Tax Cost	Unrealized Gain/Loss	Percent of Total Portfolio	Estimated Annual Income	Estimated Current Yield
F H L M C Multiclass Mtg Partn - 3137BEVH4 C M O Ser K040 CI A2 3.241 09/25/2024	15,000.000	98.6470	14,797.05	15,792.19	-995.14	0.1	486.15	3.28
F H L M C Multiclass Mtg Partn - 3137BFXT3 C M O Ser K042 CI A2 2.670 12/25/2024	15,000.000	97.9260	14,688.90	15,140.63	-451.73	0.1	400.50	2.73
F H L M C Multiclass Mtg Partn - 3137BKRJ1 C M O Ser K047 CI A2 3.329 05/25/2025	35,000.000	98.0300	34,310.50	35,973.44	-1,662.94	0.3	1,165.15	3.40
F H L M C Multiclass Mtg Partn - 3137BLAC2 C M O Ser K048 CI A2 06/25/2025 Var	60,000.000	97.9190	58,751.40	63,807.81	-5,056.41	0.5	1,970.40	3.35
F H L M C Multiclass Mtg Partn - 3137BLW95 C M O Ser K050 CI A2 08/25/2025 Var	25,000.000	97.8590	24,464.75	26,792.97	-2,328.22	0.2	833.50	3.41
F H L M C Multiclass Mtg Partn - 3137BN6G4 C M O Ser K053 CI A2 2.995 12/25/2025	125,000.000	97.1450	121,431.25	121,166.99	264.26	1.1	3,743.75	3.08
F H L M C Multiclass Mtg Partn - 3137BNGT5 C M O Ser K054 CI A2 2.745 01/25/2026	70,000.000	96.5800	67,606.00	67,000.39	605.61	0.6	1,921.50	2.84
F H L M C Multiclass Mtg Partn - 3137BQYS0 C M O Ser K056 CI A2 2.525 05/25/2026	120,000.000	95.7230	114,867.60	116,042.97	-1,175.37	1.0	3,030.00	2.64



CITY OF MENIFEE
ACCOUNT NUMBER: 6736302020

Page 7 of 38
January 1, 2024 to January 31, 2024

ASSET DETAIL (continued)

Security Description

Shares/Face Amt	Price	Market Value	Tax Cost	Unrealized Gain/Loss	Percent of Total Portfolio	Estimated Annual Income	Estimated Current Yield
F H L M C Multiclass Mtg Partn - 3137BSP72 C M O Ser K058 CI A2 2.653 08/25/2026							
125,000.000	95.5750	119,468.75	118,955.08	513.67	1.1	3,316.25	2.78
F H L M C Multiclass Mtg Partn - 3137BUX60 C M O Ser K062 CI A2 3.413 12/25/2026							
70,000.000	97.2290	68,060.30	67,716.80	343.50	0.6	2,389.10	3.51
F H L M C Multiclass Mtg Partn - 3137BVZ82 C M O Ser K063 CI A2 01/25/2027 Var							
70,000.000	97.2480	68,073.60	67,711.33	362.27	0.6	2,401.00	3.53
F H L M C Multiclass Mtg Partn - 3137FBU79 C M O Ser K069 CI A2 3.187 09/25/2027							
100,000.000	96.0410	96,041.00	95,941.41	99.59	0.9	3,187.00	3.32
F H L M C Multiclass Mtg Partn - 3137FCJK1 C M O Ser K070 CI A2 11/25/2027 Var							
30,000.000	96.2690	28,880.70	28,566.80	313.90	0.3	990.90	3.43
F H L M C Multiclass Mtg Partn - 3137FBTA4 C M O Ser K728 CI A2 08/25/2024 Var							
16,939.320	98.6240	16,706.23	17,235.78	-529.55	0.2	519.02	3.11
F H L M C Multiclass Mtg Partn - 3137FQXJ7 C M O Ser K737 CI A2 2.525 10/25/2026							
125,000.000	95.1230	118,903.75	117,695.31	1,208.44	1.1	3,156.25	2.65
F N M A - 3135G05X7 0.375 08/25/2025							
75,000.000	93.9830	70,487.25	74,807.25	-4,320.00	0.6	281.25	0.40
F N M A - 3135G04Z3 0.500 06/17/2025							
70,000.000	94.7520	66,326.40	69,954.40	-3,628.00	0.6	350.00	0.53



CITY OF MENIFEE
ACCOUNT NUMBER: 6736302020

Page 8 of 38
January 1, 2024 to January 31, 2024

ASSET DETAIL (continued)

Security Description	Shares/Face Amt	Price	Market Value	Tax Cost	Unrealized Gain/Loss	Percent of Total Portfolio	Estimated Annual Income	Estimated Current Yield
F N M A - 3135G06G3 0.500 11/07/2025	65,000.000	93.5200	60,788.00	64,767.30	-3,979.30	0.6	325.00	0.53
F N M A - 3135G0X24 1.625 01/07/2025	65,000.000	97.1350	63,137.75	66,319.45	-3,181.70	0.6	1,056.25	1.67
F N M A - 3135G0W66 1.625 10/15/2024	70,000.000	97.6790	68,375.30	69,880.30	-1,505.00	0.6	1,137.50	1.66
F N M A Deb - 3135G03U5 0.625 04/22/2025	65,000.000	95.3170	61,956.05	64,866.10	-2,910.05	0.6	406.25	0.66
Federal Farm Credit Bks - 3133ENPG9 1.750 02/14/2025	220,000.000	96.9630	213,318.60	209,231.00	4,087.60	1.9	3,850.00	1.80
Federal Farm Credit Bks - 3133EN7J3 3.875 02/02/2026	210,000.000	99.2830	208,494.30	209,202.00	-707.70	1.9	8,137.50	3.90
Federal Farm Credit Bks - 3133EPGW9 3.875 04/25/2028	150,000.000	99.5470	149,320.50	150,753.00	-1,432.50	1.4	5,812.50	3.89
Federal Farm Credit Bks - 3133EPSK2 4.250 08/07/2028	75,000.000	101.0610	75,795.75	74,100.00	1,695.75	0.7	3,187.50	4.20
Federal Farm Credit Bks - 3133EPN50 4.250 12/15/2028	270,000.000	101.5450	274,171.50	272,999.70	1,171.80	2.5	11,475.00	4.18
Federal Farm Credit Bks - 3133EPWK7 4.500 09/22/2028	95,000.000	102.7260	97,589.70	93,915.10	3,674.60	0.9	4,275.00	4.38



CITY OF MENIFEE
ACCOUNT NUMBER: 6736302020

Page 9 of 38
January 1, 2024 to January 31, 2024

ASSET DETAIL (continued)

Security Description

	Shares/Face Amt	Price	Market Value	Tax Cost	Unrealized Gain/Loss	Percent of Total Portfolio	Estimated Annual Income	Estimated Current Yield
Federal Farm Credit Bks - 3133EN3M0 4.625 12/05/2024	210,000.000	99.7630	209,502.30	210,676.20	-1,173.90	1.9	9,712.50	4.64
Federal Home Loan Bks - 3130A4CH3 2.375 03/14/2025	35,000.000	97.5960	34,158.60	37,003.05	-2,844.45	0.3	831.25	2.43
Federal Home Loan Bks - 3130ATUS4 4.250 12/10/2027	200,000.000	101.2820	202,564.00	204,274.00	-1,710.00	1.8	8,500.00	4.20
Federal Home Loan Bks - 3130AWTR1 4.375 09/08/2028	225,000.000	101.8240	229,104.00	223,860.00	5,244.00	2.1	9,843.75	4.30
Federal Home Loan Bks - 3130ATS57 4.500 03/10/2028	190,000.000	101.7650	193,353.50	196,165.50	-2,812.00	1.8	8,550.00	4.42
Federal Home Loan Bks - 3130ATUR6 4.625 12/13/2024	210,000.000	99.8290	209,640.90	210,808.50	-1,167.60	1.9	9,712.50	4.63
U S Treasury Note - 91282CFH9 08/31/2027	80,000.000	97.2540	77,803.20	79,083.21	-1,280.01	0.7	2,500.00	3.21
U S Treasury Note - 91282CAM3 0.250 09/30/2025	70,000.000	93.5080	65,455.60	68,476.95	-3,021.35	0.6	175.00	0.27
U S Treasury Note - 91282CAT8 0.250 10/31/2025	75,000.000	93.2340	69,925.50	73,986.33	-4,060.83	0.6	187.50	0.27
U S Treasury Note - 91282CAZ4 0.375 11/30/2025	70,000.000	93.2030	65,242.10	68,744.92	-3,502.82	0.6	262.50	0.40



CITY OF MENIFEE
ACCOUNT NUMBER: 6736302020

Page 10 of 38
January 1, 2024 to January 31, 2024

ASSET DETAIL (continued)

Security Description

Shares/Face Amt	Price	Market Value	Tax Cost	Unrealized Gain/Loss	Percent of Total Portfolio	Estimated Annual Income	Estimated Current Yield
U S Treasury Note - 91282CCZ2 0.875 09/30/2026							
120,000.000	92.1290	110,554.80	118,806.25	-8,251.45	1.0	1,050.00	0.95
U S Treasury Note - 912828YQ7 1.625 10/31/2026							
200,000.000	93.7850	187,570.00	184,765.63	2,804.37	1.7	3,250.00	1.73
U S Treasury Note - 91282CED9 1.750 03/15/2025							
60,000.000	96.8710	58,122.60	58,392.18	-269.58	0.5	1,050.00	1.81
U S Treasury Note - 912828U24 2.000 11/15/2026							
220,000.000	94.6840	208,304.80	206,860.16	1,444.64	1.9	4,400.00	2.11
U S Treasury Note - 912828V98 2.250 02/15/2027							
200,000.000	95.0350	190,070.00	188,710.94	1,359.06	1.7	4,500.00	2.37
U S Treasury Note - 9128286F2 2.500 02/28/2026							
75,000.000	96.6480	72,486.00	72,123.05	362.95	0.7	1,875.00	2.59
U S Treasury Note - 91282CEQ0 2.750 05/15/2025							
75,000.000	97.8130	73,359.75	72,902.34	457.41	0.7	2,062.50	2.81
U S Treasury Note - 91282CFB2 2.750 07/31/2027							
15,000.000	96.0860	14,412.90	14,745.70	-332.80	0.1	412.50	2.86
U S Treasury Note - 91282CEY3 3.000 07/15/2025							
220,000.000	98.0040	215,608.80	214,345.31	1,263.49	2.0	6,600.00	3.06
U S Treasury Note - 9128285M8 3.125 11/15/2028							
150,000.000	96.7030	145,054.50	143,970.70	1,083.80	1.3	4,687.50	3.23



CITY OF MENIFEE
ACCOUNT NUMBER: 6736302020

Page 11 of 38
January 1, 2024 to January 31, 2024

ASSET DETAIL (continued)

Security Description

Shares/Face Amt	Price	Market Value	Tax Cost	Unrealized Gain/Loss	Percent of Total Portfolio	Estimated Annual Income	Estimated Current Yield
U S Treasury Note - 91282CEW7 3.250 06/30/2027							
215,000.000	97.7660	210,196.90	213,216.60	-3,019.70	1.9	6,987.50	3.32
U S Treasury Note - 91282CHA2 3.500 04/30/2028							
215,000.000	98.3950	211,549.25	210,498.44	1,050.81	1.9	7,525.00	3.56
U S Treasury Note - 91282CHE4 3.625 05/31/2028							
215,000.000	98.9060	212,647.90	211,951.37	696.53	1.9	7,793.75	3.66
U S Treasury Note - 91282CJR3 3.750 12/31/2028							
140,000.000	99.4300	139,202.00	138,332.03	869.97	1.3	5,250.00	3.77
U S Treasury Note - 91282CGA3 4.000 12/15/2025							
220,000.000	99.5200	218,944.00	220,042.97	-1,098.97	2.0	8,800.00	4.02
U S Treasury Note - 91282CHQ7 4.125 07/31/2028							
190,000.000	100.9490	191,803.10	187,209.38	4,593.72	1.7	7,837.50	4.09
U S Treasury Note - 91282CFM8 4.125 09/30/2027							
200,000.000	100.6090	201,218.00	202,359.38	-1,141.38	1.8	8,250.00	4.10
U S Treasury Note - 91282CFU0 4.125 10/31/2027							
200,000.000	100.6250	201,250.00	202,382.81	-1,132.81	1.8	8,250.00	4.10
U S Treasury Note - 91282CHX2 4.375 08/31/2028							
200,000.000	102.0200	204,040.00	199,304.69	4,735.31	1.9	8,750.00	4.29
Total US Government Issues		\$7,179,093.91	\$7,218,214.73	-\$39,120.82	65.2	\$225,029.13	

CITY OF MENIFEE
ACCOUNT NUMBER: 6736302020Page 12 of 38
January 1, 2024 to January 31, 2024**ASSET DETAIL (continued)****Security Description**

	Shares/Face Amt	Price	Market Value	Tax Cost	Unrealized Gain/Loss	Percent of Total Portfolio	Estimated Annual Income	Estimated Current Yield
Corporate Issues								
Ace Ina Holding - 00440EAS6 3.150 03/15/2025	50,000.000	98.0510	49,025.50	51,448.00	-2,422.50	0.4	1,575.00	3.21
Amazon Com Inc - 023135BX3 1.000 05/12/2026	60,000.000	92.6200	55,572.00	59,740.80	-4,168.80	0.5	600.00	1.08
American Honda Fin Corp - 02665WED9 Medium Term Note 4.700 01/12/2028	130,000.000	101.0460	131,359.80	131,033.50	326.30	1.2	6,110.00	4.65
Apple Inc - 037833DN7 2.050 09/11/2026	25,000.000	94.2500	23,562.50	25,621.00	-2,058.50	0.2	512.50	2.17
Apple Inc - 037833BY5 3.250 02/23/2026	100,000.000	97.6730	97,673.00	96,949.00	724.00	0.9	3,250.00	3.33
Bank Amer Corp Sr - 06051GJD2 Medium Term Note 1.319 06/19/2026	40,000.000	94.6250	37,850.00	40,105.60	-2,255.60	0.3	527.60	1.39
Bank America Corp - 06051GLE7 Medium Term Note 5.080 01/20/2027	30,000.000	100.0160	30,004.80	30,000.00	4.80	0.3	1,524.00	5.08
Bank Of America Corp - 06051GHT9 Medium Term Note 3.559 04/23/2027	25,000.000	96.6380	24,159.50	24,223.45	-63.95	0.2	889.75	3.68
Bank Of America Corp - 06051GGF0 Medium Term Note 3.824 01/20/2028	75,000.000	96.9600	72,720.00	71,563.50	1,156.50	0.7	2,868.00	3.94



CITY OF MENIFEE
ACCOUNT NUMBER: 6736302020

Page 13 of 38
January 1, 2024 to January 31, 2024

ASSET DETAIL (continued)

Security Description	Shares/Face Amt	Price	Market Value	Tax Cost	Unrealized Gain/Loss	Percent of Total Portfolio	Estimated Annual Income	Estimated Current Yield
Berkshire Hathaway Fin - 084664CZ2 2.300 03/15/2027	45,000.000	94.5790	42,560.55	44,991.45	-2,430.90	0.4	1,035.00	2.43
Bmw Veh Owner Tr - 05602RAD3 A B S Ser 2022 A Cl A 3 08/25/2026 Var	13,717.400	98.4360	13,502.86	13,716.69	-213.83	0.1	440.33	3.26
Bmw Vehicle Lease - 05593AAC3 A B S Ser 2023 1 Cl A 3 5.160 11/25/2025	110,000.000	99.8420	109,826.20	110,198.98	-372.78	1.0	5,676.00	5.17
Bmw Vehicle Lease Trust 2022 1 - 05601XAC3 A B S Ser 2022 1 Cl A3 03/25/2025 Var	1,572.070	99.5740	1,565.37	1,571.83	-6.46	0.0	17.29	1.10
Caterpillar Finl Service - 14913Q3B3 Medium Term Note 2.150 11/08/2024	45,000.000	97.7980	44,009.10	45,481.50	-1,472.40	0.4	967.50	2.20
Caterpillar Finl Svcs - 14913R3B1 Medium Term Note 4.800 01/06/2026	80,000.000	100.5290	80,423.20	79,988.80	434.40	0.7	3,840.00	4.77
Charles Schwab Corp - 808513BY0 2.450 03/03/2027	25,000.000	93.3710	23,342.75	24,991.70	-1,648.95	0.2	612.50	2.62
Charles Schwab Corp - 808513AU9 3.200 01/25/2028	85,000.000	94.4620	80,292.70	80,783.15	-490.45	0.7	2,720.00	3.39
Costco Wholesale Corp - 22160KAM7 3.000 05/18/2027	20,000.000	96.4250	19,285.00	19,535.80	-250.80	0.2	600.00	3.11

CITY OF MENIFEE
ACCOUNT NUMBER: 6736302020Page 14 of 38
January 1, 2024 to January 31, 2024**ASSET DETAIL (continued)****Security Description**

	Shares/Face Amt	Price	Market Value	Tax Cost	Unrealized Gain/Loss	Percent of Total Portfolio	Estimated Annual Income	Estimated Current Yield
Deere John Capital Corp - 24422EWJ4 Medium Term Note 4.050 09/08/2025	70,000.000	99.1190	69,383.30	69,267.10	116.20	0.6	2,835.00	4.09
Duke Energy Carolinas - 26442CAS3 2.950 12/01/2026	35,000.000	96.3380	33,718.30	36,755.95	-3,037.65	0.3	1,032.50	3.06
Gm Fin Auto Lsng Tr - 36265MAC9 A B S Ser 2022 1 CI A 3 1.900 03/20/2025	9,699.100	99.5180	9,652.35	9,699.01	-46.66	0.1	184.28	1.91
Gm Fin Cons Auto Rec - 380146AC4 A B S Ser 2022 1 CI A3 1.260 11/16/2026	7,843.740	97.2510	7,628.12	7,843.05	-214.93	0.1	98.83	1.30
Gm Fin Cons Auto Rec Tr - 362554AC1 A B S Ser 2021 4 CI A 3 0.680 09/16/2026	6,750.800	96.7660	6,532.48	6,750.62	-218.14	0.1	45.91	0.70
Honda Auto Rec Ownr Tr - 43815BAC4 A B S Ser 2022 1 CI A 3 1.880 05/15/2026	86,892.270	97.6720	84,869.42	83,582.82	1,286.60	0.8	1,633.58	1.92
Honda Auto Rec Ownr Tr 2021 4 - 43815GAC3 A B S Ser 2021 4 CI A3 01/21/2026 Var	6,445.890	97.3610	6,275.78	6,444.53	-168.75	0.1	56.72	0.90
Honda Auto Receivables - 43813GAC5 A B S Ser 2021 1 CI A3 0.270 04/21/2025	2,640.260	99.0440	2,615.02	2,640.20	-25.18	0.0	7.13	0.27
Honeywell International - 438516BL9 2.500 11/01/2026	140,000.000	95.3520	133,492.80	131,150.60	2,342.20	1.2	3,500.00	2.62



CITY OF MENIFEE
ACCOUNT NUMBER: 6736302020

Page 15 of 38
January 1, 2024 to January 31, 2024

ASSET DETAIL (continued)

Security Description

	Shares/Face Amt	Price	Market Value	Tax Cost	Unrealized Gain/Loss	Percent of Total Portfolio	Estimated Annual Income	Estimated Current Yield
Hyundai Auto Rec Tr - 44935FAD6 A B S Ser 2021 C Cl A3 0.740 05/15/2026	12,746.560	97.4760	12,424.84	12,563.90	-139.06	0.1	94.32	0.76
Hyundai Auto Rec Tr - 448977AD0 A B S Ser 2022 A Cl A3 10/15/2026 Var	22,822.380	97.8260	22,326.22	22,821.51	-495.29	0.2	506.66	2.27
John Deere Own - 47789QAC4 A B S Ser 2021 B Cl A 3 03/16/2026 Var	8,365.490	97.4640	8,153.34	8,364.74	-211.40	0.1	43.50	0.53
John Deere Owner - 47800BAC2 A B S Ser 2022 C Cl A 3 5.090 06/15/2027	25,000.000	99.9920	24,998.00	24,998.06	-0.06	0.2	1,272.50	5.09
John Deere Owner Tr - 47787JAC2 A B S Ser 2022 Cl A 3 09/15/2026 Var	7,908.540	97.8640	7,739.61	7,906.80	-167.19	0.1	183.48	2.37
John Deere Owner Trust - 47800CAC0 A B S Ser 2023 A Cl A3 5.010 11/15/2027	20,000.000	100.2160	20,043.20	19,996.36	46.84	0.2	1,002.00	5.00
John Deere Ownr Tr - 47800AAC4 A B S Ser 2022 B Cl A3 02/16/2027 Var	15,000.000	98.5720	14,785.80	14,998.57	-212.77	0.1	561.00	3.79
Jpmorgan Chase Co - 46625HRY8 02/01/2028 Var	70,000.000	96.8150	67,770.50	67,053.70	716.80	0.6	2,647.40	3.91
Jpmorgan Chase Co - 46647PCH7 0.824 06/01/2025	40,000.000	98.3380	39,335.20	40,048.60	-713.40	0.4	329.60	0.84

CITY OF MENIFEE
ACCOUNT NUMBER: 6736302020Page 16 of 38
January 1, 2024 to January 31, 2024**ASSET DETAIL (continued)****Security Description**

	Shares/Face Amt	Price	Market Value	Tax Cost	Unrealized Gain/Loss	Percent of Total Portfolio	Estimated Annual Income	Estimated Current Yield
Jpmorgan Chase Co - 46647PCK0 0.969 06/23/2025	20,000.000	98.1010	19,620.20	20,015.45	-395.25	0.2	193.80	0.99
Jpmorgan Chase Co - 46647PBK1 2.083 04/22/2026	12,000.000	96.1650	11,539.80	12,447.96	-908.16	0.1	249.96	2.17
Mastercard Inc - 57636QAN4 2.000 03/03/2025	35,000.000	97.1090	33,988.15	36,067.15	-2,079.00	0.3	700.00	2.06
Mercedes Benz Auto - 58770AAC7 A B S Ser 2023 1 Cl A3 4.510 11/15/2027	35,000.000	99.3830	34,784.05	34,995.80	-211.75	0.3	1,578.50	4.54
Merck Co Inc - 58933YBH7 4.050 05/17/2028	130,000.000	99.5360	129,396.80	130,394.70	-997.90	1.2	5,265.00	4.07
Microsoft Corp - 594918BJ2 3.125 11/03/2025	125,000.000	97.8560	122,320.00	120,882.50	1,437.50	1.1	3,906.25	3.19
Morgan Stanley - 61747YEZ4 Medium Term Note 5.050 01/28/2027	100,000.000	100.2900	100,290.00	100,170.55	119.45	0.9	5,050.00	5.03
Morgan Stanley Fr - 6174468Q5 Medium Term Note 2.188 04/28/2026	35,000.000	96.4040	33,741.40	33,013.20	728.20	0.3	765.80	2.27
National Rural Utils Coop Fin - 63743HFE7 Medium Term Note 3.450 06/15/2025	10,000.000	98.0800	9,808.00	9,997.30	-189.30	0.1	345.00	3.52



CITY OF MENIFEE
ACCOUNT NUMBER: 6736302020

Page 17 of 38
January 1, 2024 to January 31, 2024

ASSET DETAIL (continued)

Security Description

Shares/Face Amt	Price	Market Value	Tax Cost	Unrealized Gain/Loss	Percent of Total Portfolio	Estimated Annual Income	Estimated Current Yield
National Rural Utils Corp Fin - 63743HFH0 Medium Term Note 4.450 03/13/2026							
70,000.000	99.5250	69,667.50	69,950.30	-282.80	0.6	3,115.00	4.47
Northern Tr Corp Sr Nt - 665859AW4 4.000 05/10/2027							
15,000.000	98.5730	14,785.95	14,975.70	-189.75	0.1	600.00	4.06
Paccar Financial Corp - 69371RR73 Medium Term Note 2.850 04/07/2025							
35,000.000	97.8780	34,257.30	34,990.90	-733.60	0.3	997.50	2.91
Paccar Financial Corp - 69371RS31 Medium Term Note 4.600 01/10/2028							
100,000.000	100.8920	100,892.00	99,515.00	1,377.00	0.9	4,600.00	4.56
Pepsico Inc - 713448CT3 2.750 04/30/2025							
130,000.000	97.6290	126,917.70	124,989.80	1,927.90	1.2	3,575.00	2.82
Pnc Financial Services - 693475BL8 4.758 01/26/2027							
135,000.000	99.3720	134,152.20	134,947.35	-795.15	1.2	6,423.30	4.79
Reality Income Corp - 756109AV6 3.875 04/15/2025							
20,000.000	98.4560	19,691.20	19,714.00	-22.80	0.2	775.00	3.94
Realty Income Corp - 756109BG8 3.950 08/15/2027							
100,000.000	97.3320	97,332.00	97,097.00	235.00	0.9	3,950.00	4.06
Salesforce Com Inc - 79466LAG9 0.625 07/15/2024							
40,000.000	97.8730	39,149.20	39,628.55	-479.35	0.4	250.00	0.64
Schwab Charles Corp - 808513BN4 0.750 03/18/2024							
20,000.000	99.3990	19,879.80	19,990.00	-110.20	0.2	150.00	0.75



CITY OF MENIFEE
ACCOUNT NUMBER: 6736302020

Page 18 of 38
January 1, 2024 to January 31, 2024

ASSET DETAIL (continued)

Security Description	Shares/Face Amt	Price	Market Value	Tax Cost	Unrealized Gain/Loss	Percent of Total Portfolio	Estimated Annual Income	Estimated Current Yield
Target Corp - 87612EBM7 1.950 01/15/2027	20,000.000	93.6510	18,730.20	19,966.00	-1,235.80	0.2	390.00	2.08
Toronto Dominion Bank - 89115A2C5 Medium Term Note 4.108 06/08/2027	40,000.000	98.1280	39,251.20	39,866.00	-614.80	0.4	1,643.20	4.19
Toyota Auto Rec Own Tr - 89238JAC9 A B S Ser 2021 D Cl A 3 04/15/2026 Var	49,428.950	97.2410	48,065.21	46,550.11	1,515.10	0.4	350.95	0.73
Toyota Auto Rec Own Tr - 89231CAD9 A B S Ser 2022 C Cl A 3 3.760 04/15/2027	25,000.000	98.5420	24,635.50	24,583.98	51.52	0.2	940.00	3.82
Toyota Auto Recv Tr - 89240BAC2 A B S Ser 2021 A Cl A3 05/15/2025 Var	4,822.480	99.1110	4,779.61	4,821.58	-41.97	0.0	12.54	0.26
Toyota Mtr Cr Corp - 89236TJK2 Medium Term Note 1.125 06/18/2026	40,000.000	92.5670	37,026.80	39,982.40	-2,955.60	0.3	450.00	1.21
Toyota Mtr Cr Corp - 89236TJT3 Medium Term Note 1.450 01/13/2025	30,000.000	96.7070	29,012.10	29,959.80	-947.70	0.3	435.00	1.50
Toyota Mtr Cr Corp - 89236TKQ7 Medium Term Note 4.625 01/12/2028	80,000.000	100.8100	80,648.00	79,947.20	700.80	0.7	3,700.00	4.59



CITY OF MENIFEE
ACCOUNT NUMBER: 6736302020

Page 19 of 38
January 1, 2024 to January 31, 2024

ASSET DETAIL (continued)

Security Description

Shares/Face Amt	Price	Market Value	Tax Cost	Unrealized Gain/Loss	Percent of Total Portfolio	Estimated Annual Income	Estimated Current Yield
Truist Finl Corp - 89788MAA0 Medium Term Note 1.200 08/05/2025							
30,000.000	94.4160	28,324.80	29,341.20	-1,016.40	0.3	360.00	1.27
Unitedhealth Group Inc - 91324PEC2 1.150 05/15/2026							
40,000.000	92.8530	37,141.20	39,563.60	-2,422.40	0.3	460.00	1.24
Verizon Master Trust - 92348KAA1 A B S Ser 2021 1 Cl A 0.500 05/20/2027							
100,000.000	98.4470	98,447.00	93,609.37	4,837.63	0.9	500.00	0.51
Walmart Inc - 931142ER0 1.050 09/17/2026							
10,000.000	92.2000	9,220.00	9,981.10	-761.10	0.1	105.00	1.14
Total Corporate Issues		\$3,115,973.98	\$3,136,786.42	-\$20,812.44	28.3	\$101,636.68	

Foreign Issues

Bank Montreal Que - 06368D3S1 Medium Term Note 3.700 06/07/2025							
75,000.000	98.2350	73,676.25	73,120.50	555.75	0.7	2,775.00	3.77
Bank Of Montreal - 06368FAC3 Medium Term Note 1.250 09/15/2026							
40,000.000	91.4210	36,568.40	39,951.60	-3,383.20	0.3	500.00	1.37
Inter American Devel Bk - 4581X0DC9 3.125 09/18/2028							
120,000.000	96.1630	115,395.60	112,706.40	2,689.20	1.0	3,750.00	3.25
Inter American Devel Bk - 4581X0DV7 Medium Term Note 0.875 04/20/2026							
75,000.000	92.9470	69,710.25	74,656.50	-4,946.25	0.6	656.25	0.94

Page 20 of 38
January 1, 2024 to January 31, 2024

Security Description

Security Description	Shares/Face Amt	Price	Market Value	Tax Cost	Unrealized Gain/Loss	Percent of Total Portfolio	Estimated Annual Income	Estimated Current Yield
International Bank M T N - 459058JL8 0.500 10/28/2025	75,000.000	93.4910	70,118.25	74,670.05	-4,551.80	0.6	375.00	0.53
International Finance Corp - 45950KDD9 Medium Term Note 4.500 07/13/2028	100,000.000	101.9660	101,966.00	99,889.00	2,077.00	0.9	4,500.00	4.41
Royal Bank Of Canada - 78013XZU5 Medium Term Note 2.550 7/16/2024	40,000.000	98.6800	39,472.00	40,598.00	-1,126.00	0.4	1,020.00	2.58
Royal Bk Cda - 78016EZ59 Medium Term Note 3.375 04/14/2025	20,000.000	98.2060	19,641.20	19,992.60	-351.40	0.2	675.00	3.44
Royal Bk Cda - 78016FZW7 Medium Term Note 4.900 01/12/2028	80,000.000	100.9430	80,754.40	79,957.60	796.80	0.7	3,920.00	4.85
Toronto Dominion Bank - 89115A2K7 Medium Term Note 5.103 01/09/2026	80,000.000	100.8500	80,680.00	79,890.40	789.60	0.7	4,082.40	5.06
Total Foreign Issues			\$687,982.35	\$695,432.65	-\$7,450.30	6.2	\$22,253.65	
Total Taxable Bonds			\$10,983,050.24	\$11,050,433.80	-\$67,383.56	99.8	\$348,919.46	
Total Assets			\$11,008,364.04	\$11,075,747.60	-\$67,383.56	100.0	\$350,237.46	

Estimated Current Yield	3.18
--------------------------------	-------------



CITY OF MENIFEE
ACCOUNT NUMBER: 6736302020

Page 21 of 38
January 1, 2024 to January 31, 2024

ASSET DETAIL MESSAGES

Time of trade execution and trading party (if not disclosed) will be provided upon request.

Publicly traded assets are valued in accordance with market quotations or valuation methodologies from financial industry services believed by us to be reliable. Assets that are not publicly traded may be reflected at values from other external sources. Assets for which a current value is not available may be reflected at a previous value or as not valued, at par value, or at a nominal value. Values shown do not necessarily reflect prices at which assets could be bought or sold. Values are updated based on internal policy and may be updated less frequently than statement generation.

Estimated Current Yield and Estimated Annual Income are estimates provided for informational purposes only and should not be relied on for making investment, trading, or tax decisions. The estimates may not represent the actual value earned by your investments and they provide no guarantee of what your investments may earn in the future.



CITY OF MENIFEE
ACCOUNT NUMBER: 6736302020

Page 22 of 38
January 1, 2024 to January 31, 2024

TRANSACTION DETAIL

Date Posted	Activity	Description	Cash	Tax Cost
Beginning Balance 01/01/2024			\$0.00	\$11,041,170.49
01/02/24	Asset Income	Interest Earned On U S Treasury Nt 3.250% 6/30/27 0.01625 USD/\$1 Pv On 215,000 Par Value Due 12/31/23	3,493.75	
01/02/24	Asset Income	Interest Earned On Federated Hermes Govt Obligs Is Interest From 12/1/23 To 12/31/23	169.30	
01/08/24	Asset Income	Interest Earned On Caterpillar Finl Mtn 4.800% 1/06/26 0.024 USD/\$1 Pv On 80,000 Par Value Due 1/6/24	1,920.00	
01/08/24	Asset Income	Interest Earned On F N M A 1.625% 1/07/25 0.008125 USD/\$1 Pv On 65,000 Par Value Due 1/7/24	528.13	
01/09/24	Asset Income	Interest Earned On Toronto Dominion Mtn 5.103% 1/09/26 0.025515 USD/\$1 Pv On 80,000 Par Value Due 1/9/24	2,041.20	
01/10/24	Asset Income	Interest Earned On Paccar Financial Mtn 4.600% 1/10/28 0.023 USD/\$1 Pv On 100,000 Par Value Due 1/10/24	2,300.00	
01/12/24	Asset Income	Interest Earned On American Honda Mtn 4.700% 1/12/28 0.0235 USD/\$1 Pv On 130,000 Par Value Due 1/12/24	3,055.00	
01/12/24	Asset Income	Interest Earned On Royal Bk Cda Mtn 4.900% 1/12/28 0.0245 USD/\$1 Pv On 80,000 Par Value Due 1/12/24	1,960.00	
01/12/24	Asset Income	Interest Earned On Toyota Mtr Cr M T N 4.625% 1/12/28 0.023125 USD/\$1 Pv On 80,000 Par Value Due 1/12/24	1,850.00	
01/16/24	Asset Income	Interest Earned On Gm Fin Cons Auto 0.680% 9/16/26 \$0.00057/Pv On 7,204.35 Pv Due 1/16/24	4.08	
01/16/24	Sale	Paid Down 453.55 Par Value Of Gm Fin Cons Auto 0.680% 9/16/26 Trade Date 1/16/24	453.55	-453.54



CITY OF MENIFEE
ACCOUNT NUMBER: 6736302020

Page 23 of 38
January 1, 2024 to January 31, 2024

TRANSACTION DETAIL (continued)

Date Posted	Activity	Description	Cash	Tax Cost
01/16/24	Asset Income	Interest Earned On Gm Fin Cons Auto 1.260% 11/16/26 \$0.00105/Pv On 8,339.54 Pv Due 1/16/24	8.76	
01/16/24	Sale	Paid Down 495.8 Par Value Of Gm Fin Cons Auto 1.260% 11/16/26 Trade Date 1/16/24	495.80	-495.76
01/16/24	Asset Income	Interest Earned On Honda Auto Rec Own 1.880% 5/15/26 \$0.00157/Pv On 92,710.84 Pv Due 1/15/24	145.25	
01/16/24	Sale	Paid Down 5,818.57 Par Value Of Honda Auto Rec Own 1.880% 5/15/26 Trade Date 1/15/24	5,818.57	-5,596.96
01/16/24	Asset Income	Interest Earned On Hyundai Auto Rec 2.220% 10/15/26 \$0.00185/Pv On 24,277.32 Pv Due 1/15/24	44.91	
01/16/24	Sale	Paid Down 1,454.94 Par Value Of Hyundai Auto Rec 2.220% 10/15/26 Trade Date 1/15/24	1,454.94	-1,454.88
01/16/24	Asset Income	Interest Earned On Hyundai Auto Rec Tr 0.740% 5/15/26 \$0.00062/Pv On 13,810.30 Pv Due 1/15/24	8.52	
01/16/24	Sale	Paid Down 1,063.74 Par Value Of Hyundai Auto Rec Tr 0.740% 5/15/26 Trade Date 1/15/24	1,063.74	-1,048.50
01/16/24	Asset Income	Interest Earned On John Deere Owner 2.320% 9/15/26 \$0.00193/Pv On 8,450.41 Pv Due 1/15/24	16.34	
01/16/24	Sale	Paid Down 541.87 Par Value Of John Deere Owner 2.320% 9/15/26 Trade Date 1/15/24	541.87	-541.75
01/16/24	Asset Income	Interest Earned On John Deere Own 0.520% 3/16/26 \$0.00043/Pv On 9,139.59 Pv Due 1/15/24	3.96	



CITY OF MENIFEE
ACCOUNT NUMBER: 6736302020

Page 24 of 38
January 1, 2024 to January 31, 2024

TRANSACTION DETAIL (continued)

Date Posted	Activity	Description	Cash	Tax Cost
01/16/24	Sale	Paid Down 774.1 Par Value Of John Deere Own 0.520% 3/16/26 Trade Date 1/15/24	774.10	-774.03
01/16/24	Asset Income	Interest Earned On John Deere Ownr Tr 3.740% 2/16/27 \$0.00312/Pv On 15,000.00 Pv Due 1/15/24	46.75	
01/16/24	Asset Income	Interest Earned On John Deere Owner 5.090% 6/15/27 \$0.00424/Pv On 25,000.00 Pv Due 1/15/24	106.04	
01/16/24	Asset Income	Interest Earned On John Deere Owner 5.010% 11/15/27 \$0.00418/Pv On 20,000.00 Pv Due 1/15/24	83.50	
01/16/24	Asset Income	Interest Earned On Mercedes Benz Auto 4.510% 11/15/27 \$0.00376/Pv On 35,000.00 Pv Due 1/15/24	131.54	
01/16/24	Asset Income	Interest Earned On Toyota Auto Rec 3.760% 4/15/27 \$0.00313/Pv On 25,000.00 Pv Due 1/15/24	78.33	
01/16/24	Asset Income	Interest Earned On Toyota Auto Rec 0.710% 4/15/26 \$0.00059/Pv On 53,055.93 Pv Due 1/15/24	31.39	
01/16/24	Sale	Paid Down 3,626.98 Par Value Of Toyota Auto Rec 0.710% 4/15/26 Trade Date 1/15/24	3,626.98	-3,415.74
01/16/24	Asset Income	Interest Earned On Toyota Auto Recv 0.260% 5/15/25 \$0.00022/Pv On 6,007.72 Pv Due 1/15/24	1.30	
01/16/24	Sale	Paid Down 1,185.24 Par Value Of Toyota Auto Recv 0.260% 5/15/25 Trade Date 1/15/24	1,185.24	-1,185.02
01/16/24	Asset Income	Interest Earned On Ifc M T N 4.500% 7/13/28 0.0225 USD/\$1 Pv On 100,000 Par Value Due 1/13/24	2,250.00	



CITY OF MENIFEE
ACCOUNT NUMBER: 6736302020

Page 25 of 38
January 1, 2024 to January 31, 2024

TRANSACTION DETAIL (continued)

Date Posted	Activity	Description	Cash	Tax Cost
01/16/24	Asset Income	Interest Earned On Toyota Mtr Mtn 1.450% 1/13/25 0.00725 USD/\$1 Pv On 30,000 Par Value Due 1/13/24	217.50	
01/16/24	Asset Income	Interest Earned On Salesforce Com Inc 0.625% 7/15/24 0.003125 USD/\$1 Pv On 40,000 Par Value Due 1/15/24	125.00	
01/16/24	Asset Income	Interest Earned On Target Corp 1.950% 1/15/27 0.00975 USD/\$1 Pv On 20,000 Par Value Due 1/15/24	195.00	
01/16/24	Asset Income	Interest Earned On U S Treasury Nt 3.000% 7/15/25 0.015 USD/\$1 Pv On 220,000 Par Value Due 1/15/24	3,300.00	
01/17/24	Asset Income	Interest Earned On John Deere Mtn 0.450% 1/17/24 0.00225 USD/\$1 Pv On 50,000 Par Value Due 1/17/24 Interest On 1/17/24 Maturity	112.50	
01/17/24	Sale	Matured 50,000 Par Value Of John Deere Mtn 0.450% 1/17/24 Trade Date 1/17/24 50,000 Par Value At 100 %	50,000.00	-49,964.50
01/18/24	Asset Income	Interest Earned On Honda Auto 0.370% 10/18/24 \$0.00031/Pv On 404.71 Pv Due 1/18/24	0.12	
01/18/24	Sale	Paid Down 404.71 Par Value Of Honda Auto 0.370% 10/18/24 Cmo Final Paydown	404.71	-404.65
01/18/24	Purchase	Purchased 150,000 Par Value Of U S Treasury Nt 3.125% 11/15/28 Trade Date 1/17/24 Purchased Through BofA Securities, Inc. Purchased On The Off-Exchange Transactions - Li Swift External Ref#: 8401703133313213 150,000 Par Value At 95.98046667 %	-143,970.70	143,970.70
01/18/24	Purchase Accrued Interest	Paid Accrued Interest On Purchase Of U S Treasury Nt 3.125% 11/15/28 Income Debit 824.18- USD	-824.18	

CITY OF MENIFEE
ACCOUNT NUMBER: 6736302020Page 26 of 38
January 1, 2024 to January 31, 2024**TRANSACTION DETAIL (continued)**

Date Posted	Activity	Description	Cash	Tax Cost
01/18/24	Sale	Sold 65,000 Par Value Of U S Treasury Nt 2.250% 10/31/24 Trade Date 1/17/24 Sold Through SG Americas Securities, LLC Sold On The Off-Exchange Transactions - Li Swift External Ref#: 8401703133313224 65,000 Par Value At 97.97266154 %	63,682.23	-66,470.12
01/18/24	Sell Accrued Interest	Received Accrued Interest On Sale Of U S Treasury Nt 2.250% 10/31/24 Income Credit 317.41 USD	317.41	
01/19/24	Asset Income	Interest Earned On Royal Bank Of Mtn 2.550% 7/16/24 0.01275 USD/\$1 Pv On 40,000 Par Value Due 1/16/24	510.00	
01/22/24	Sale	Paid Down 15,000 Par Value Of Verizon Master Tr 3.720% 7/20/27 Cmo Final Paydown	15,000.00	-14,999.34
01/22/24	Asset Income	Interest Earned On Gm Fin Auto Lsng Tr 1.900% 3/20/25 \$0.00158/Pv On 12,399.34 Pv Due 1/20/24	19.63	
01/22/24	Sale	Paid Down 2,700.24 Par Value Of Gm Fin Auto Lsng Tr 1.900% 3/20/25 Trade Date 1/20/24	2,700.24	-2,700.22
01/22/24	Asset Income	Interest Earned On Honda Auto 0.270% 4/21/25 \$0.00023/Pv On 3,326.21 Pv Due 1/21/24	0.75	
01/22/24	Sale	Paid Down 685.95 Par Value Of Honda Auto 0.270% 4/21/25 Trade Date 1/21/24	685.95	-685.94
01/22/24	Asset Income	Interest Earned On Honda Auto Rec 0.880% 1/21/26 \$0.00073/Pv On 6,965.52 Pv Due 1/21/24	5.11	
01/22/24	Sale	Paid Down 519.63 Par Value Of Honda Auto Rec 0.880% 1/21/26 Trade Date 1/21/24	519.63	-519.52



CITY OF MENIFEE
ACCOUNT NUMBER: 6736302020

Page 27 of 38
January 1, 2024 to January 31, 2024

TRANSACTION DETAIL (continued)

Date Posted	Activity	Description	Cash	Tax Cost
01/22/24	Asset Income	Interest Earned On Verizon Master 0.500% 5/20/27 \$0.00042/Pv On 100,000.00 Pv Due 1/20/24	41.67	
01/22/24	Asset Income	Interest Earned On Verizon Master Tr 3.720% 7/20/27 \$0.00310/Pv On 15,000.00 Pv Due 1/20/24	46.50	
01/22/24	Asset Income	Interest Earned On Bank America Mtn 5.080% 1/20/27 0.0254 USD/\$1 Pv On 30,000 Par Value Due 1/20/24	762.00	
01/22/24	Asset Income	Interest Earned On Bank Of America Mtn 3.824% 1/20/28 0.01912 USD/\$1 Pv On 75,000 Par Value Due 1/20/24	1,434.00	
01/22/24	Asset Income	Interest Earned On F H L M C M T N 0.375% 7/21/25 0.001875 USD/\$1 Pv On 80,000 Par Value Due 1/21/24	150.00	
01/25/24	Asset Income	Interest Earned On F H L M C Mltcl Mtg 3.241% 9/25/24 \$0.00270/Pv On 15,000.00 Pv Due 1/25/24	40.51	
01/25/24	Asset Income	Interest Earned On F H L B Gtd Remic 3.171% 10/25/24 \$0.00264/Pv On 34,626.16 Pv Due 1/25/24	91.50	
01/25/24	Sale	Paid Down 76.74 Par Value Of F H L B Gtd Remic 3.171% 10/25/24 Trade Date 1/25/24	76.74	-82.55
01/25/24	Asset Income	Interest Earned On F H L M C Mltcl Mtg 2.670% 12/25/24 \$0.00223/Pv On 15,000.00 Pv Due 1/25/24	33.38	
01/25/24	Asset Income	Interest Earned On F H L M C Mltcl Mtg 3.329% 5/25/25 \$0.00277/Pv On 35,000.00 Pv Due 1/25/24	97.10	
01/25/24	Asset Income	Interest Earned On F H L M C Mltcl Mt 3.284% 6/25/25 \$0.00274/Pv On 60,000.00 Pv Due 1/25/24	164.20	

CITY OF MENIFEE
ACCOUNT NUMBER: 6736302020Page 28 of 38
January 1, 2024 to January 31, 2024**TRANSACTION DETAIL (continued)**

Date Posted	Activity	Description	Cash	Tax Cost
01/25/24	Asset Income	Interest Earned On F H L M C Mltcl Mt 3.334% 8/25/25 \$0.00278/Pv On 25,000.00 Pv Due 1/25/24	69.46	
01/25/24	Asset Income	Interest Earned On F H L M C Mltcl Mtg 2.995% 12/25/25 \$0.00250/Pv On 125,000.00 Pv Due 1/25/24	311.98	
01/25/24	Asset Income	Interest Earned On F H L M C Mltcl Mtg 2.745% 1/25/26 \$0.00229/Pv On 70,000.00 Pv Due 1/25/24	160.13	
01/25/24	Asset Income	Interest Earned On F H L M C Mltcl Mtg 2.525% 5/25/26 \$0.00210/Pv On 120,000.00 Pv Due 1/25/24	252.50	
01/25/24	Asset Income	Interest Earned On F H L M C Mltcl Mt 2.653% 8/25/26 \$0.00221/Pv On 125,000.00 Pv Due 1/25/24	276.35	
01/25/24	Asset Income	Interest Earned On F H L M C Mltcl Mtg 3.413% 12/25/26 \$0.00284/Pv On 70,000.00 Pv Due 1/25/24	199.09	
01/25/24	Asset Income	Interest Earned On F H L M C Mltcl Mt 3.430% 1/25/27 \$0.00286/Pv On 70,000.00 Pv Due 1/25/24	200.08	
01/25/24	Asset Income	Interest Earned On F H L M C Mltcl Mt 3.187% 9/25/27 \$0.00266/Pv On 100,000.00 Pv Due 1/25/24	265.58	
01/25/24	Asset Income	Interest Earned On F H L M C Mltcl Mt 3.303% 11/25/27 \$0.00275/Pv On 30,000.00 Pv Due 1/25/24	82.58	
01/25/24	Asset Income	Interest Earned On F H L M C Mltcl Mt 2.525% 10/25/26 \$0.00210/Pv On 125,000.00 Pv Due 1/25/24	263.02	
01/25/24	Asset Income	Interest Earned On F H L M C Mltcl Mtg 2.031% 9/25/28 \$0.00169/Pv On 135,000.00 Pv Due 1/25/24	228.49	



CITY OF MENIFEE
ACCOUNT NUMBER: 6736302020

Page 29 of 38
January 1, 2024 to January 31, 2024

TRANSACTION DETAIL (continued)

Date Posted	Activity	Description	Cash	Tax Cost
01/25/24	Asset Income	Interest Earned On F H L M C Mltcl Mt 3.064% 8/25/24 \$0.00255/Pv On 16,967.44 Pv Due 1/25/24	43.32	
01/25/24	Sale	Paid Down 28.12 Par Value Of F H L M C Mltcl Mt 3.064% 8/25/24 Trade Date 1/25/24	28.12	-28.61
01/25/24	Asset Income	Interest Earned On Bmw Vehicle Lease 5.160% 11/25/25 \$0.00430/Pv On 110,000.00 Pv Due 1/25/24	473.00	
01/25/24	Asset Income	Interest Earned On Bmw Vehicle Lease 1.100% 3/25/25 \$0.00092/Pv On 2,600.03 Pv Due 1/25/24	2.38	
01/25/24	Sale	Paid Down 1,027.96 Par Value Of Bmw Vehicle Lease 1.100% 3/25/25 Trade Date 1/25/24	1,027.96	-1,027.81
01/25/24	Asset Income	Interest Earned On Bmw Veh Owner Tr 3.210% 8/25/26 \$0.00268/Pv On 14,644.30 Pv Due 1/25/24	39.17	
01/25/24	Sale	Paid Down 926.9 Par Value Of Bmw Veh Owner Tr 3.210% 8/25/26 Trade Date 1/25/24	926.90	-926.85
01/25/24	Asset Income	Interest Earned On Charles Schwab Corp 3.200% 1/25/28 0.016 USD/\$1 Pv On 85,000 Par Value Due 1/25/24	1,360.00	
01/26/24	Asset Income	Interest Earned On Pnc Financial 4.758% 1/26/27 0.02379 USD/\$1 Pv On 135,000 Par Value Due 1/26/24	3,211.65	
01/29/24	Asset Income	Interest Earned On Morgan Stanley Mtn 5.050% 1/28/27 0.02525 USD/\$1 Pv On 100,000 Par Value Due 1/28/24	2,525.00	



CITY OF MENIFEE
ACCOUNT NUMBER: 6736302020

Page 30 of 38
January 1, 2024 to January 31, 2024

TRANSACTION DETAIL (continued)

Date Posted	Activity	Description	Cash	Tax Cost
01/30/24	Purchase	Purchased 140,000 Par Value Of U S Treasury Nt 3.750% 12/31/28 Trade Date 1/29/24 Purchased Through Nomura Securities Internationa Purchased On The Off-Exchange Transactions - Li Swift External Ref#: 8402903133342617 140,000 Par Value At 98.80859286 %	-138,332.03	138,332.03
01/30/24	Purchase Accrued Interest	Paid Accrued Interest On Purchase Of U S Treasury Nt 3.750% 12/31/28 Income Debit 432.69- USD	-432.69	
01/30/24	Sale	Sold 80,000 Par Value Of F H L B 2.875% 6/14/24 Trade Date 1/29/24 Sold Through Pnc Bank Na/Pnc Cap Markets Sold On The Marketaxess Corporation Swift External Ref#: 8402903133342650 80,000 Par Value At 99.099 %	79,279.20	-83,460.80
01/30/24	Sell Accrued Interest	Received Accrued Interest On Sale Of F H L B 2.875% 6/14/24 Income Credit 293.89 USD	293.89	
01/31/24	Asset Income	Interest Earned On U S Treasury Nt 2.750% 7/31/27 0.01375 USD/\$1 Pv On 15,000 Par Value Due 1/31/24	206.25	
01/31/24	Asset Income	Interest Earned On U S Treasury Nt 4.125% 7/31/28 0.020625 USD/\$1 Pv On 190,000 Par Value Due 1/31/24	3,918.75	
	Purchase	Combined Purchases For The Period 1/ 1/24 - 1/31/24 Of Federated Hermes Govt Obligs Is	-128,498.34	128,498.34
	Sale	Combined Sales For The Period 1/ 1/24 - 1/31/24 Of Federated Hermes Govt Obligs Is	139,986.87	-139,986.87
Ending Balance 01/31/2024			\$0.00	\$11,075,747.60



CITY OF MENIFEE
ACCOUNT NUMBER: 6736302020

Page 31 of 38
January 1, 2024 to January 31, 2024

SALE/MATURITY SUMMARY

	Settlement Date	Description	Tax Cost	Proceeds	Estimated Gain/Loss
Taxable Bonds					
Bmw Veh Owner Tr A B S Ser 2022 A CI A 3 08/25/2026 Var BVO3226					
	01/25/24	Paid Down 926.9 Par Value Trade Date 1/25/24	-926.85	926.90	0.05
Bmw Vehicle Lease Trust 2022 1 A B S Ser 2022 1 CI A3 03/25/2025 Var BVL1325					
	01/25/24	Paid Down 1,027.96 Par Value Trade Date 1/25/24	-1,027.81	1,027.96	0.15
F H L B Gtd R E M I C Pass Thru C M O Ser K041 CI A2 3.171 10/25/2024 3137BFE98					
	01/25/24	Paid Down 76.74 Par Value Trade Date 1/25/24	-82.55	76.74	-5.81
F H L M C Multiclass Mtg Partn C M O Ser K728 CI A2 08/25/2024 Var FHL3024					
	01/25/24	Paid Down 28.12 Par Value Trade Date 1/25/24	-28.61	28.12	-0.49



CITY OF MENIFEE
ACCOUNT NUMBER: 6736302020

Page 32 of 38
January 1, 2024 to January 31, 2024

SALE/MATURITY SUMMARY (continued)

	Settlement Date	Description	Tax Cost	Proceeds	Estimated Gain/Loss
Federal Home Loan Bks					
2.875 06/14/2024					
3130A1XJ2					
	01/30/24	Sold 80,000 Par Value Trade Date 1/29/24 Sold Through Pnc Bank Na/Pnc Cap Markets Sold On The Marketaxess Corporation Swift External Ref#: 8402903133342650 80,000 Par Value At 99.099 %	-83,460.80	79,279.20	-4,181.60
Gm Fin Auto Lsng Tr					
A B S Ser 2022 1 CI A 3					
1.900 03/20/2025					
GFA1925					
	01/22/24	Paid Down 2,700.24 Par Value Trade Date 1/20/24	-2,700.22	2,700.24	0.02
Gm Fin Cons Auto Rec					
A B S Ser 2022 1 CI A3					
1.260 11/16/2026					
GFC1226					
	01/16/24	Paid Down 495.8 Par Value Trade Date 1/16/24	-495.76	495.80	0.04
Gm Fin Cons Auto Rec Tr					
A B S Ser 2021 4 CI A 3					
0.680 09/16/2026					
GFC0626					
	01/16/24	Paid Down 453.55 Par Value Trade Date 1/16/24	-453.54	453.55	0.01



CITY OF MENIFEE
ACCOUNT NUMBER: 6736302020

Page 33 of 38
January 1, 2024 to January 31, 2024

SALE/MATURITY SUMMARY (continued)

	Settlement Date	Description	Tax Cost	Proceeds	Estimated Gain/Loss
Honda Auto Rec Ownr Tr A B S Ser 2022 1 CI A 3 1.880 05/15/2026 HAR1826					
	01/16/24	Paid Down 5,818.57 Par Value Trade Date 1/15/24	-5,596.96	5,818.57	221.61
Honda Auto Rec Ownr Tr 2021 4 A B S Ser 2021 4 CI A3 01/21/2026 Var HAR0826					
	01/22/24	Paid Down 519.63 Par Value Trade Date 1/21/24	-519.52	519.63	0.11
Honda Auto Receivables A B S Ser 2021 1 CI A3 0.270 04/21/2025 43813GAC5					
	01/22/24	Paid Down 685.95 Par Value Trade Date 1/21/24	-685.94	685.95	0.01
Honda Auto Receivables Owner A B S Ser 2020 3 CI A3 0.370 10/18/2024 HA00324					
	01/18/24	Paid Down 404.71 Par Value Cmo Final Paydown	-404.65	404.71	0.06

CITY OF MENIFEE
ACCOUNT NUMBER: 6736302020Page 34 of 38
January 1, 2024 to January 31, 2024**SALE/MATURITY SUMMARY (continued)**

	Settlement Date	Description	Tax Cost	Proceeds	Estimated Gain/Loss
Hyundai Auto Rec Tr A B S Ser 2021 C CI A3 0.740 05/15/2026 HAR0726	01/16/24	Paid Down 1,063.74 Par Value Trade Date 1/15/24	-1,048.50	1,063.74	15.24
Hyundai Auto Rec Tr A B S Ser 2022 A CI A3 10/15/2026 Var HAR2226	01/16/24	Paid Down 1,454.94 Par Value Trade Date 1/15/24	-1,454.88	1,454.94	0.06
John Deere Capital Corp Medium Term Note 0.450 01/17/2024 24422EVN6	01/17/24	Matured 50,000 Par Value Trade Date 1/17/24 50,000 Par Value At 100 %	-49,964.50	50,000.00	35.50
John Deere Own A B S Ser 2021 B CI A 3 03/16/2026 Var JDO0926	01/16/24	Paid Down 774.1 Par Value Trade Date 1/15/24	-774.03	774.10	0.07



CITY OF MENIFEE
ACCOUNT NUMBER: 6736302020

Page 35 of 38
January 1, 2024 to January 31, 2024

SALE/MATURITY SUMMARY (continued)

	Settlement Date	Description	Tax Cost	Proceeds	Estimated Gain/Loss
John Deere Owner Tr					
A B S Ser 2022 CI A 3					
09/15/2026 Var					
JDO2326					
	01/16/24	Paid Down 541.87 Par Value Trade Date 1/15/24	-541.75	541.87	0.12
Toyota Auto Rec Own Tr					
A B S Ser 2021 D CI A 3					
04/15/2026 Var					
TAR0726					
	01/16/24	Paid Down 3,626.98 Par Value Trade Date 1/15/24	-3,415.74	3,626.98	211.24
Toyota Auto Recv Tr					
A B S Ser 2021 A CI A3					
05/15/2025 Var					
TAR0325A					
	01/16/24	Paid Down 1,185.24 Par Value Trade Date 1/15/24	-1,185.02	1,185.24	0.22
U S Treasury Note					
2.250 10/31/2024					
9128283D0					
	01/18/24	Sold 65,000 Par Value Trade Date 1/17/24 Sold Through SG Americas Securities, LLC Sold On The Off-Exchange Transactions - Li Swift External Ref#: 8401703133313224 65,000 Par Value At 97.97266154 %	-66,470.12	63,682.23	-2,787.89

CITY OF MENIFEE
ACCOUNT NUMBER: 6736302020Page 36 of 38
January 1, 2024 to January 31, 2024**SALE/MATURITY SUMMARY (continued)**

	Settlement Date	Description	Tax Cost	Proceeds	Estimated Gain/Loss
Verizon Master Tr A B S Ser 2022 5 Cl A 1A 07/20/2027 Var VMT4827					
	01/22/24	Paid Down 15,000 Par Value Cmo Final Paydown	-14,999.34	15,000.00	0.66
Total Taxable Bonds			-\$236,237.09	\$229,746.47	-\$6,490.62
Total Sales & Maturities			-\$236,237.09	\$229,746.47	-\$6,490.62

SALE/MATURITY SUMMARY MESSAGES

Estimated Year-To-Date Short-Term Gain (Loss): \$221.43

Estimated Year-To-Date Long-Term Gain (Loss): (\$6,712.05)

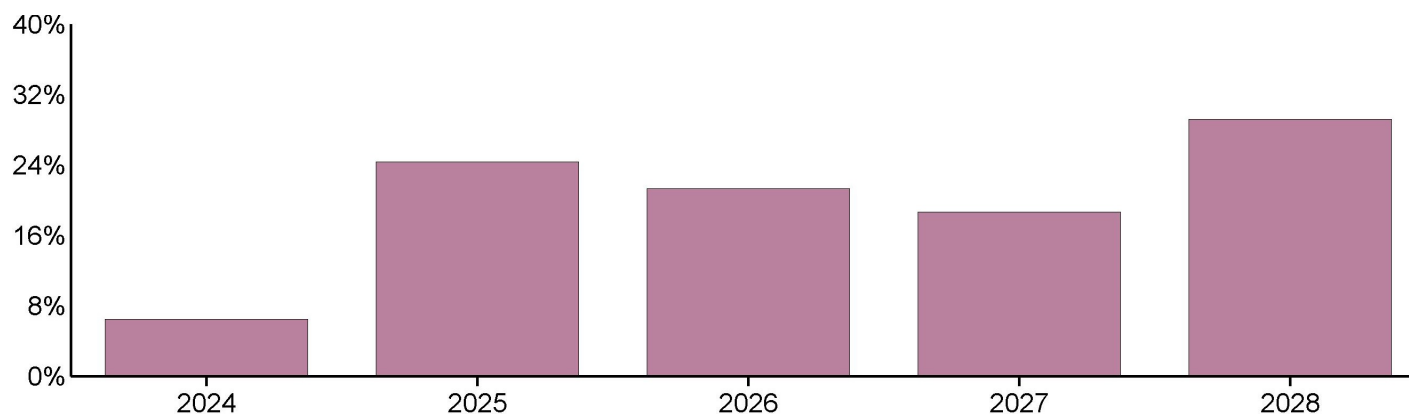
Estimates should not be used for tax purposes



CITY OF MENIFEE
ACCOUNT NUMBER: 6736302020

Page 37 of 38
January 1, 2024 to January 31, 2024

BOND SUMMARY



	Par Value	Market Value	Percentage of Category
MATURITY			
2024	716,488.74	710,232.61	6.47
2025	2,758,733.91	2,672,619.80	24.34
2026	2,439,922.02	2,341,421.33	21.32
2027	2,085,000.00	2,052,098.00	18.68
2028	3,220,000.00	3,206,678.50	29.19
Total of Category	\$11,220,144.67	\$10,983,050.24	100.00

MOODY'S RATING

Aaa	7,042,242.23	6,908,675.17	62.91
Aa2	55,000.00	51,780.55	0.47
Aa3	90,000.00	86,991.45	0.79
A1	1,312,000.00	1,290,552.90	11.75
A2	775,000.00	750,350.35	6.83
A3	465,000.00	459,885.50	4.19



CITY OF MENIFEE
ACCOUNT NUMBER: 6736302020

Page 38 of 38
January 1, 2024 to January 31, 2024



BOND SUMMARY (continued)

	Par Value	Market Value	Percentage of Category
N/A	1,480,902.44	1,434,814.32	13.06
Total of Category	\$11,220,144.67	\$10,983,050.24	100.00

S&P RATING

AAA	1,066,774.17	1,040,158.37	9.47
AA+	2,860,000.00	2,832,593.10	25.79
AA	115,000.00	107,352.55	0.98
A+	695,000.00	682,500.20	6.21
A	700,000.00	688,581.20	6.27
A-	1,187,000.00	1,161,126.80	10.57
N/A	4,596,370.50	4,470,738.02	40.71
Total of Category	\$11,220,144.67	\$10,983,050.24	100.00

BOND SUMMARY MESSAGES

Data contained within this section excluded Mutual Funds, Exchange Traded Funds, and Closed-Ended Funds.

Glossary

Accretion - The accumulation of the value of a discounted bond until maturity.

Adjusted Prior Market Realized Gain/Loss - The difference between the proceeds and the Prior Market Value of the transaction.

Adjusted Prior Market Unrealized Gain/Loss - The difference between the Market Value and the Adjusted Prior Market Value.

Adjusted Prior Market Value - A figure calculated using the beginning Market Value for the fiscal year, adjusted for all asset related transactions during the period, employing an average cost methodology.

Amortization - The decrease in value of a premium bond until maturity.

Asset - Anything owned that has commercial exchange value. Assets may consist of specific property or of claims against others, in contrast to obligations due to others (liabilities).

Bond Rating - A measurement of a bond's quality based upon the issuer's financial condition. Ratings are assigned by independent rating services, such as Moody's, or S&P, and reflect their opinion of the issuer's ability to meet the scheduled interest and principal repayments for the bond.

Cash - Cash activity that includes both income and principal cash categories.

Change in Unrealized Gain/Loss - Also reported as Gain/Loss in Period in the Asset Detail section. This figure shows the market appreciation (depreciation) for the current period.

Cost Basis (Book Value) - The original price of an asset, normally the purchase price or appraised value at the time of acquisition. Book Value method maintains an average cost for each asset.

Cost Basis (Tax Basis) - The original price of an asset, normally the purchase price or appraised value at the time of acquisition. Tax Basis uses client determined methods such as Last-In-First-Out (LIFO), First-In-First-Out (FIFO), Average, Minimum Gain, and Maximum Gain.

Ending Accrual - (Also reported as Accrued Income) Income earned but not yet received, or expenses incurred but not yet paid, as of the end of the reporting period.

Estimated Annual Income - The amount of income a particular asset is anticipated to earn over the next year. The shares multiplied by annual income rate.

Estimated Current Yield - The annual rate of return on an investment expressed as a percentage. For stocks, yield is calculated by taking the annual dividend payments divided by the stock's current share price. For bonds, yield is calculated by the coupon rate divided by the bond's market price.

Ex-Dividend Date - (Also reported as Ex-Date) For stock trades, the person who owns the security on the ex-dividend date will earn the dividend, regardless of who currently owns the stock.

Income Cash - A category of cash comprised of ordinary earnings derived from investments, usually dividends and interest.

Market Value - The price per unit multiplied by the number of units.

Maturity Date - The date on which an obligation or note matures.

Payable Date - The date on which a dividend, mutual fund distribution, or interest on a bond will be made.

Principal Cash - A category of cash comprised of cash, deposits, cash withdrawals and the cash flows generated from purchases or sales of investments.

Realized Gain/Loss Calculation - The Proceeds less the Cost Basis of a transaction.

Settlement Date - The date on which a trade settles and cash or securities are credited or debited to the account.

Trade Date - The date a trade is legally entered into.

Unrealized Gain/Loss - The difference between the Market Value and Cost Basis at the end of the current period.

Yield on/at Market - The annual rate of return on an investment expressed as a percentage. For stocks, yield is calculated by the annual dividend payments divided by the stock's current share price. For bonds, yield is calculated by the coupon rate divided by the bond's market price.

The terms defined in this glossary are only for use when reviewing your account statement. Please contact your Relationship Manager with any questions.



019529
-UC-032

U.S. Bank
1555 N. Rivercenter Dr.
Suite 300
Milwaukee, WI 53212



000015886 05 SP 000638646687193 S

CITY OF MENIFEE
FINANCE DEPARTMENT
29844 HAUN ROAD
MENIFEE, CA 92586



**QUESTIONS?**

If you have any questions regarding your account or this statement, please contact your Administrator.

KATHERINE ARTISHON
EP-MN-WS4E
60 LIVINGSTON AVE.
ST PAUL MN 55107
E-mail katherine.artishon@usbank.com

Portfolio Manager:
TS PRT RC #1 - AUTO
CN-OH-W6TC

ACCOUNT NUMBER: 6736302020**CITY OF MENIFEE****This statement is for the period from February 1, 2024 to February 29, 2024**

000015970 05 SP 000638665543098 S
CITY OF MENIFEE
FINANCE DEPARTMENT
29844 HAUN ROAD
MENIFEE, CA 92586



THIS PAGE WAS INTENTIONALLY LEFT BLANK



TABLE OF CONTENTS

Schedule	Page
Market Value Summary	1
Asset Summary	2
Income Summary	3
Cash Summary	4
Asset Detail	5
Transaction Detail	22
Sale/Maturity Summary	30
Bond Summary	35



THIS PAGE WAS INTENTIONALLY LEFT BLANK

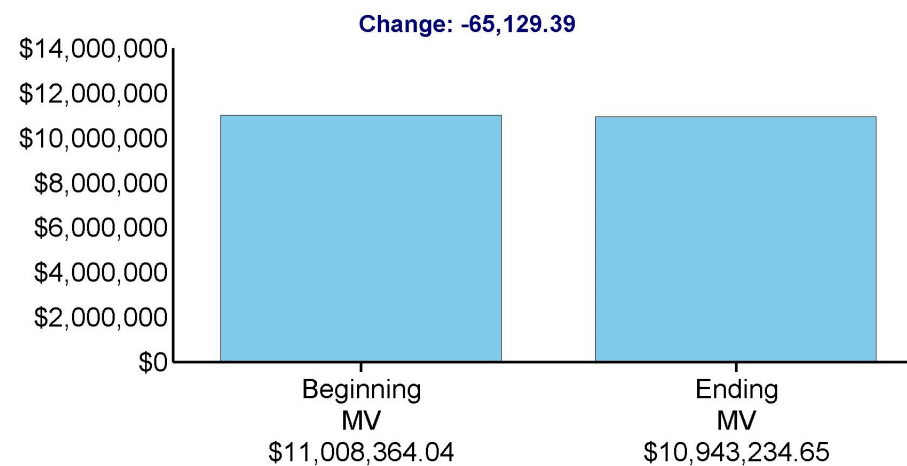


CITY OF MENIFEE
ACCOUNT NUMBER: 6736302020

Page 1 of 36
February 1, 2024 to February 29, 2024

MARKET VALUE SUMMARY

	Current Period 02/01/24 to 02/29/24
Beginning Market Value	\$11,008,364.04
Taxable Interest	28,096.63
Long Term Gains/Losses	-1,508.29
Change in Investment Value	-91,717.73
Ending Market Value	\$10,943,234.65





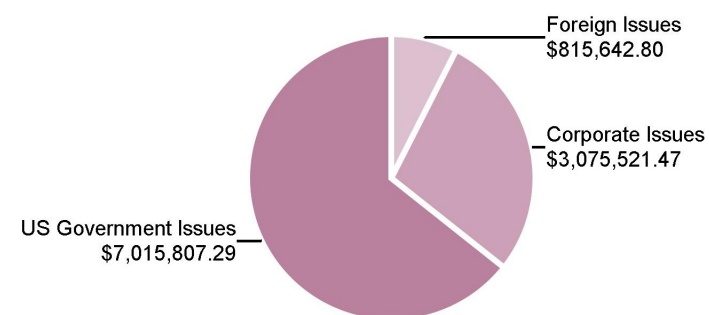
CITY OF MENIFEE
ACCOUNT NUMBER: 6736302020

Page 2 of 36
February 1, 2024 to February 29, 2024

ASSET SUMMARY

Assets	Current Period Market Value	% of Total	Estimated Annual Income
Cash & Equivalents	36,263.09	0.30	1,879.33
Taxable Bonds	10,906,971.56	99.70	350,410.53
Total Market Value	\$10,943,234.65	100.00	\$352,289.86

Fixed Income Summary





CITY OF MENIFEE
ACCOUNT NUMBER: 6736302020

Page 3 of 36
February 1, 2024 to February 29, 2024

INCOME SUMMARY

	Income Received Current Period
Taxable Interest	28,096.63
Total Current Period Income	\$28,096.63



CITY OF MENIFEE
ACCOUNT NUMBER: 6736302020

Page 4 of 36
February 1, 2024 to February 29, 2024

CASH SUMMARY

	Cash
Beginning Cash 02/01/2024	\$0.00
Taxable Interest	28,096.63
Purchases	-306,374.44
Sales	289,227.10
Net Money Market Activity	-10,949.29
Ending Cash 02/29/2024	\$0.00

CITY OF MENIFEE
ACCOUNT NUMBER: 6736302020Page 5 of 36
February 1, 2024 to February 29, 2024

ASSET DETAIL

Security Description

Shares/Face Amt	Price	Market Value	Tax Cost	Unrealized Gain/Loss	Percent of Total Portfolio	Estimated Annual Income	Estimated Current Yield
Cash & Equivalents							
Cash/Money Market							
Federated Hermes Govt Obligs Is - 60934N104 #5							
36,263.090	1.0000	36,263.09	36,263.09	0.00	0.3	1,879.33	5.18
Total Cash/Money Market		\$36,263.09	\$36,263.09	\$0.00	0.3	\$1,879.33	
Total Cash & Equivalents							
		\$36,263.09	\$36,263.09	\$0.00	0.3	\$1,879.33	

Taxable Bonds

US Government Issues

F H L B Gtd R E M I C Pass Thru - 3137BFE98 C M O Ser K041 Cl A2 3.171 10/25/2024							
34,472.420	98.5400	33,969.12	37,082.08	-3,112.96	0.3	1,093.12	3.22
F H L M C - 3137EAEP0 1.500 02/12/2025							
80,000.000	96.6830	77,346.40	79,938.40	-2,592.00	0.7	1,200.00	1.55
F H L M C M T N - 3137EAEU9 0.375 07/21/2025							
80,000.000	94.1530	75,322.40	79,736.00	-4,413.60	0.7	300.00	0.40
F H L M C M T N - 3137EAEX3 0.375 09/23/2025							
75,000.000	93.4050	70,053.75	74,777.85	-4,724.10	0.6	281.25	0.40
F H L M C Multiclass Mtg Partn - 3137H4BY5 C M O Ser K 746 Cl A 2 1.985 09/25/2028							
135,000.000	88.9740	120,114.90	116,263.48	3,851.42	1.1	2,741.85	2.28

CITY OF MENIFEE
ACCOUNT NUMBER: 6736302020Page 6 of 36
February 1, 2024 to February 29, 2024**ASSET DETAIL (continued)****Security Description**

	Shares/Face Amt	Price	Market Value	Tax Cost	Unrealized Gain/Loss	Percent of Total Portfolio	Estimated Annual Income	Estimated Current Yield
F H L M C Multiclass Mtg Partn - 3137BEVH4 C M O Ser K040 CI A2 3.241 09/25/2024	15,000.000	98.8060	14,820.90	15,792.19	-971.29	0.1	486.15	3.28
F H L M C Multiclass Mtg Partn - 3137BFXT3 C M O Ser K042 CI A2 2.670 12/25/2024	15,000.000	98.0240	14,703.60	15,140.63	-437.03	0.1	400.50	2.72
F H L M C Multiclass Mtg Partn - 3137BKRJ1 C M O Ser K047 CI A2 3.329 05/25/2025	35,000.000	97.8510	34,247.85	35,973.44	-1,725.59	0.3	1,165.15	3.40
F H L M C Multiclass Mtg Partn - 3137BLAC2 C M O Ser K048 CI A2 06/25/2025 Var	60,000.000	97.7510	58,650.60	63,807.81	-5,157.21	0.5	1,970.40	3.36
F H L M C Multiclass Mtg Partn - 3137BLW95 C M O Ser K050 CI A2 08/25/2025 Var	25,000.000	97.5640	24,391.00	26,792.97	-2,401.97	0.2	833.50	3.42
F H L M C Multiclass Mtg Partn - 3137BN6G4 C M O Ser K053 CI A2 2.995 12/25/2025	125,000.000	96.7230	120,903.75	121,166.99	-263.24	1.1	3,743.75	3.10
F H L M C Multiclass Mtg Partn - 3137BNGT5 C M O Ser K054 CI A2 2.745 01/25/2026	70,000.000	96.1660	67,316.20	67,000.39	315.81	0.6	1,921.50	2.85
F H L M C Multiclass Mtg Partn - 3137BQYS0 C M O Ser K056 CI A2 2.525 05/25/2026	120,000.000	95.3260	114,391.20	116,042.97	-1,651.77	1.0	3,030.00	2.65



CITY OF MENIFEE
ACCOUNT NUMBER: 6736302020

Page 7 of 36
February 1, 2024 to February 29, 2024

ASSET DETAIL (continued)

Security Description

Shares/Face Amt	Price	Market Value	Tax Cost	Unrealized Gain/Loss	Percent of Total Portfolio	Estimated Annual Income	Estimated Current Yield
F H L M C Multiclass Mtg Partn - 3137BSP72 C M O Ser K058 CI A2 2.653 08/25/2026							
125,000.000	95.0430	118,803.75	118,955.08	-151.33	1.1	3,316.25	2.79
F H L M C Multiclass Mtg Partn - 3137BUX60 C M O Ser K062 CI A2 3.413 12/25/2026							
70,000.000	96.5050	67,553.50	67,716.80	-163.30	0.6	2,389.10	3.54
F H L M C Multiclass Mtg Partn - 3137BVZ82 C M O Ser K063 CI A2 01/25/2027 Var							
70,000.000	96.5340	67,573.80	67,711.33	-137.53	0.6	2,401.00	3.55
F H L M C Multiclass Mtg Partn - 3137FBU79 C M O Ser K069 CI A2 3.187 09/25/2027							
100,000.000	95.1530	95,153.00	95,941.41	-788.41	0.9	3,187.00	3.35
F H L M C Multiclass Mtg Partn - 3137FCJK1 C M O Ser K070 CI A2 11/25/2027 Var							
30,000.000	95.3030	28,590.90	28,566.80	24.10	0.3	990.90	3.47
F H L M C Multiclass Mtg Partn - 3137FBTA4 C M O Ser K728 CI A2 08/25/2024 Var							
16,911.100	98.8130	16,710.37	17,207.07	-496.70	0.2	518.16	3.10
F H L M C Multiclass Mtg Partn - 3137FQXJ7 C M O Ser K737 CI A2 2.525 10/25/2026							
125,000.000	94.5370	118,171.25	117,695.31	475.94	1.1	3,156.25	2.67
F N M A - 3135G05X7 0.375 08/25/2025							
75,000.000	93.6950	70,271.25	74,807.25	-4,536.00	0.6	281.25	0.40
F N M A - 3135G04Z3 0.500 06/17/2025							
70,000.000	94.6340	66,243.80	69,954.40	-3,710.60	0.6	350.00	0.53



CITY OF MENIFEE
ACCOUNT NUMBER: 6736302020

Page 8 of 36
February 1, 2024 to February 29, 2024

ASSET DETAIL (continued)

Security Description

	Shares/Face Amt	Price	Market Value	Tax Cost	Unrealized Gain/Loss	Percent of Total Portfolio	Estimated Annual Income	Estimated Current Yield
F N M A - 3135G06G3 0.500 11/07/2025	65,000.000	93.2300	60,599.50	64,767.30	-4,167.80	0.6	325.00	0.54
F N M A - 3135G0X24 1.625 01/07/2025	65,000.000	97.1040	63,117.60	66,319.45	-3,201.85	0.6	1,056.25	1.67
F N M A - 3135G0W66 1.625 10/15/2024	70,000.000	97.7960	68,457.20	69,880.30	-1,423.10	0.6	1,137.50	1.66
F N M A Deb - 3135G03U5 0.625 04/22/2025	65,000.000	95.2430	61,907.95	64,866.10	-2,958.15	0.6	406.25	0.66
Federal Farm Credit Bks - 3133ENPG9 1.750 02/14/2025	220,000.000	96.9150	213,213.00	209,231.00	3,982.00	1.9	3,850.00	1.81
Federal Farm Credit Bks - 3133EN7J3 3.875 02/02/2026	210,000.000	98.5130	206,877.30	209,202.00	-2,324.70	1.9	8,137.50	3.93
Federal Farm Credit Bks - 3133EPGW9 3.875 04/25/2028	150,000.000	98.0440	147,066.00	150,753.00	-3,687.00	1.3	5,812.50	3.95
Federal Farm Credit Bks - 3133EPSK2 4.250 08/07/2028	75,000.000	99.4380	74,578.50	74,100.00	478.50	0.7	3,187.50	4.27
Federal Farm Credit Bks - 3133EPN50 4.250 12/15/2028	270,000.000	99.8160	269,503.20	272,999.70	-3,496.50	2.5	11,475.00	4.26
Federal Farm Credit Bks - 3133EPWK7 4.500 09/22/2028	95,000.000	100.4650	95,441.75	93,915.10	1,526.65	0.9	4,275.00	4.48



CITY OF MENIFEE
ACCOUNT NUMBER: 6736302020

Page 9 of 36
February 1, 2024 to February 29, 2024

ASSET DETAIL (continued)

Security Description

	Shares/Face Amt	Price	Market Value	Tax Cost	Unrealized Gain/Loss	Percent of Total Portfolio	Estimated Annual Income	Estimated Current Yield
Federal Home Loan Bks - 3130A4CH3 2.375 03/14/2025	35,000.000	97.3970	34,088.95	37,003.05	-2,914.10	0.3	831.25	2.44
Federal Home Loan Bks - 3130ATUS4 4.250 12/10/2027	200,000.000	99.2500	198,500.00	204,274.00	-5,774.00	1.8	8,500.00	4.28
Federal Home Loan Bks - 3130AWTR1 4.375 09/08/2028	225,000.000	100.4770	226,073.25	223,860.00	2,213.25	2.1	9,843.75	4.35
Federal Home Loan Bks - 3130ATS57 4.500 03/10/2028	190,000.000	100.5460	191,037.40	196,165.50	-5,128.10	1.7	8,550.00	4.48
Federal Home Loan Bks - 3130ATUR6 4.625 12/13/2024	210,000.000	99.4430	208,830.30	210,808.50	-1,978.20	1.9	9,712.50	4.65
U S Treasury Note - 91282CFH9 08/31/2027	80,000.000	95.9570	76,765.60	79,083.21	-2,317.61	0.7	2,500.00	3.26
U S Treasury Note - 91282CAM3 0.250 09/30/2025	70,000.000	93.1640	65,214.80	68,476.95	-3,262.15	0.6	175.00	0.27
U S Treasury Note - 91282CAT8 0.250 10/31/2025	75,000.000	92.8520	69,639.00	73,986.33	-4,347.33	0.6	187.50	0.27
U S Treasury Note - 91282CAZ4 0.375 11/30/2025	70,000.000	92.7730	64,941.10	68,744.92	-3,803.82	0.6	262.50	0.40
U S Treasury Note - 91282CCZ2 0.875 09/30/2026	120,000.000	91.3280	109,593.60	118,806.25	-9,212.65	1.0	1,050.00	0.96

CITY OF MENIFEE
ACCOUNT NUMBER: 6736302020Page 10 of 36
February 1, 2024 to February 29, 2024**ASSET DETAIL (continued)****Security Description**

	Shares/Face Amt	Price	Market Value	Tax Cost	Unrealized Gain/Loss	Percent of Total Portfolio	Estimated Annual Income	Estimated Current Yield
U S Treasury Note - 912828YQ7 1.625 10/31/2026	200,000.000	92.9060	185,812.00	184,765.63	1,046.37	1.7	3,250.00	1.75
U S Treasury Note - 912828U24 2.000 11/15/2026	220,000.000	93.7930	206,344.60	206,860.16	-515.56	1.9	4,400.00	2.13
U S Treasury Note - 912828V98 2.250 02/15/2027	200,000.000	94.0230	188,046.00	188,710.94	-664.94	1.7	4,500.00	2.39
U S Treasury Note - 9128286F2 2.500 02/28/2026	75,000.000	95.9920	71,994.00	72,123.05	-129.05	0.7	1,875.00	2.60
U S Treasury Note - 91282CEQ0 2.750 05/15/2025	75,000.000	97.4690	73,101.75	72,902.34	199.41	0.7	2,062.50	2.82
U S Treasury Note - 91282CFB2 2.750 07/31/2027	15,000.000	94.8590	14,228.85	14,745.70	-516.85	0.1	412.50	2.90
U S Treasury Note - 91282CEY3 3.000 07/15/2025	220,000.000	97.5510	214,612.20	214,345.31	266.89	2.0	6,600.00	3.07
U S Treasury Note - 9128285M8 3.125 11/15/2028	150,000.000	95.0700	142,605.00	143,970.70	-1,365.70	1.3	4,687.50	3.29
U S Treasury Note - 91282CEW7 3.250 06/30/2027	215,000.000	96.5200	207,518.00	213,216.60	-5,698.60	1.9	6,987.50	3.37
U S Treasury Note - 91282CHA2 3.500 04/30/2028	215,000.000	96.9020	208,339.30	210,498.44	-2,159.14	1.9	7,525.00	3.61



CITY OF MENIFEE
ACCOUNT NUMBER: 6736302020

Page 11 of 36
February 1, 2024 to February 29, 2024

ASSET DETAIL (continued)

Security Description

Shares/Face Amt	Price	Market Value	Tax Cost	Unrealized Gain/Loss	Percent of Total Portfolio	Estimated Annual Income	Estimated Current Yield
U S Treasury Note - 91282CHE4 3.625 05/31/2028							
215,000.000	97.3480	209,298.20	211,951.37	-2,653.17	1.9	7,793.75	3.72
U S Treasury Note - 91282CJR3 3.750 12/31/2028							
140,000.000	97.7270	136,817.80	138,332.03	-1,514.23	1.3	5,250.00	3.84
U S Treasury Note - 91282CJW2 4.000 01/31/2029							
175,000.000	98.8440	172,977.00	172,573.24	403.76	1.6	7,000.00	4.05
U S Treasury Note - 91282CGA3 4.000 12/15/2025							
220,000.000	98.7770	217,309.40	220,042.97	-2,733.57	2.0	8,800.00	4.05
U S Treasury Note - 91282CHQ7 4.125 07/31/2028							
190,000.000	99.3010	188,671.90	187,209.38	1,462.52	1.7	7,837.50	4.15
U S Treasury Note - 91282CFM8 4.125 09/30/2027							
200,000.000	99.1910	198,382.00	202,359.38	-3,977.38	1.8	8,250.00	4.16
U S Treasury Note - 91282CFU0 4.125 10/31/2027							
200,000.000	99.1800	198,360.00	202,382.81	-4,022.81	1.8	8,250.00	4.16
U S Treasury Note - 91282CHX2 4.375 08/31/2028							
200,000.000	100.3200	200,640.00	199,304.69	1,335.31	1.8	8,750.00	4.36
Total US Government Issues		\$7,015,807.29	\$7,121,608.05	-\$105,800.76	64.1	\$221,263.33	

Corporate Issues

Ace Ina Holding - 00440EAS6 3.150 03/15/2025							
50,000.000	97.8080	48,904.00	51,448.00	-2,544.00	0.4	1,575.00	3.22



CITY OF MENIFEE
ACCOUNT NUMBER: 6736302020

Page 12 of 36
February 1, 2024 to February 29, 2024

ASSET DETAIL (continued)

Security Description

Shares/Face Amt	Price	Market Value	Tax Cost	Unrealized Gain/Loss	Percent of Total Portfolio	Estimated Annual Income	Estimated Current Yield
Amazon Com Inc - 023135BX3 1.000 05/12/2026							
60,000.000	92.0470	55,228.20	59,740.80	-4,512.60	0.5	600.00	1.09
American Honda Fin Corp - 02665WED9 Medium Term Note 4.700 01/12/2028							
130,000.000	99.5730	129,444.90	131,033.50	-1,588.60	1.2	6,110.00	4.72
Apple Inc - 037833DN7 2.050 09/11/2026							
25,000.000	93.5380	23,384.50	25,621.00	-2,236.50	0.2	512.50	2.19
Apple Inc - 037833BY5 3.250 02/23/2026							
100,000.000	97.0190	97,019.00	96,949.00	70.00	0.9	3,250.00	3.35
Bank Amer Corp Sr - 06051GJD2 Medium Term Note 1.319 06/19/2026							
40,000.000	94.6510	37,860.40	40,105.60	-2,245.20	0.3	527.60	1.39
Bank America Corp - 06051GLE7 Medium Term Note 5.080 01/20/2027							
30,000.000	99.3670	29,810.10	30,000.00	-189.90	0.3	1,524.00	5.11
Bank Of America Corp - 06051GHT9 Medium Term Note 3.559 04/23/2027							
25,000.000	96.1820	24,045.50	24,223.45	-177.95	0.2	889.75	3.70
Bank Of America Corp - 06051GGF0 Medium Term Note 3.824 01/20/2028							
75,000.000	96.0550	72,041.25	71,563.50	477.75	0.7	2,868.00	3.98
Berkshire Hathaway Fin - 084664CZ2 2.300 03/15/2027							
45,000.000	93.6950	42,162.75	44,991.45	-2,828.70	0.4	1,035.00	2.45



CITY OF MENIFEE
ACCOUNT NUMBER: 6736302020

Page 13 of 36
February 1, 2024 to February 29, 2024

ASSET DETAIL (continued)

Security Description

	Shares/Face Amt	Price	Market Value	Tax Cost	Unrealized Gain/Loss	Percent of Total Portfolio	Estimated Annual Income	Estimated Current Yield
Bmw Veh Owner Tr - 05602RAD3 A B S Ser 2022 A CI A 3 08/25/2026 Var	12,780.400	98.4540	12,582.82	12,779.74	-196.92	0.1	410.25	3.26
Bmw Vehicle Lease - 05593AAC3 A B S Ser 2023 1 CI A 3 5.160 11/25/2025	110,000.000	99.7640	109,740.40	110,198.98	-458.58	1.0	5,676.00	5.17
Bmw Vehicle Lease Trust 2022 1 - 05601XAC3 A B S Ser 2022 1 CI A3 03/25/2025 Var	639.870	99.6990	637.94	639.77	-1.83	0.0	7.04	1.10
Caterpillar Finl Service - 14913Q3B3 Medium Term Note 2.150 11/08/2024	45,000.000	97.8320	44,024.40	45,481.50	-1,457.10	0.4	967.50	2.20
Caterpillar Finl Svcs - 14913R3B1 Medium Term Note 4.800 01/06/2026	80,000.000	99.7200	79,776.00	79,988.80	-212.80	0.7	3,840.00	4.81
Charles Schwab Corp - 808513BY0 2.450 03/03/2027	25,000.000	92.6930	23,173.25	24,991.70	-1,818.45	0.2	612.50	2.64
Charles Schwab Corp - 808513AU9 3.200 01/25/2028	85,000.000	93.6560	79,607.60	80,783.15	-1,175.55	0.7	2,720.00	3.42
Costco Wholesale Corp - 22160KAM7 3.000 05/18/2027	20,000.000	95.4060	19,081.20	19,535.80	-454.60	0.2	600.00	3.14
Deere John Capital Corp - 24422EWJ4 Medium Term Note 4.050 09/08/2025	70,000.000	98.6060	69,024.20	69,267.10	-242.90	0.6	2,835.00	4.11



CITY OF MENIFEE
ACCOUNT NUMBER: 6736302020

Page 14 of 36
February 1, 2024 to February 29, 2024

ASSET DETAIL (continued)

Security Description

Shares/Face Amt	Price	Market Value	Tax Cost	Unrealized Gain/Loss	Percent of Total Portfolio	Estimated Annual Income	Estimated Current Yield
Duke Energy Carolinas - 26442CAS3 2.950 12/01/2026							
35,000.000	95.3150	33,360.25	36,755.95	-3,395.70	0.3	1,032.50	3.09
Gm Fin Auto Lsng Tr - 36265MAC9 A B S Ser 2022 1 CI A 3 1.900 03/20/2025							
6,659.330	99.6730	6,637.55	6,659.27	-21.72	0.1	126.53	1.91
Gm Fin Cons Auto Rec - 380146AC4 A B S Ser 2022 1 CI A3 1.260 11/16/2026							
7,353.890	97.1890	7,147.17	7,353.24	-206.07	0.1	92.66	1.30
Gm Fin Cons Auto Rec Tr - 362554AC1 A B S Ser 2021 4 CI A 3 0.680 09/16/2026							
6,297.480	96.9460	6,105.15	6,297.31	-192.16	0.1	42.82	0.70
Honda Auto Rec Ownr Tr - 43815BAC4 A B S Ser 2022 1 CI A 3 1.880 05/15/2026							
81,094.670	97.5710	79,124.88	78,006.03	1,118.85	0.7	1,524.58	1.93
Honda Auto Rec Ownr Tr 2021 4 - 43815GAC3 A B S Ser 2021 4 CI A3 01/21/2026 Var							
5,928.670	97.3430	5,771.15	5,927.42	-156.27	0.1	52.17	0.90
Honda Auto Receivables - 43813GAC5 A B S Ser 2021 1 CI A3 0.270 04/21/2025							
1,960.760	99.2470	1,946.00	1,960.72	-14.72	0.0	5.29	0.27
Honeywell International - 438516BL9 2.500 11/01/2026							
140,000.000	94.2500	131,950.00	131,150.60	799.40	1.2	3,500.00	2.65
Hyundai Auto Rec Tr - 44935FAD6 A B S Ser 2021 C CI A3 0.740 05/15/2026							
11,670.180	97.6440	11,395.23	11,502.94	-107.71	0.1	86.36	0.76



CITY OF MENIFEE
ACCOUNT NUMBER: 6736302020

Page 15 of 36
February 1, 2024 to February 29, 2024

ASSET DETAIL (continued)

Security Description

	Shares/Face Amt	Price	Market Value	Tax Cost	Unrealized Gain/Loss	Percent of Total Portfolio	Estimated Annual Income	Estimated Current Yield
Hyundai Auto Rec Tr - 448977AD0 A B S Ser 2022 A CI A3 10/15/2026 Var	21,403.310	97.7600	20,923.88	21,402.49	-478.61	0.2	475.15	2.27
John Deere Own - 47789QAC4 A B S Ser 2021 B CI A 3 03/16/2026 Var	7,390.340	97.4980	7,205.43	7,389.68	-184.25	0.1	38.43	0.53
John Deere Owner - 47800BAC2 A B S Ser 2022 C CI A 3 5.090 06/15/2027	25,000.000	99.6290	24,907.25	24,998.06	-90.81	0.2	1,272.50	5.11
John Deere Owner Tr - 47787JAC2 A B S Ser 2022 CI A 3 09/15/2026 Var	7,308.450	97.8220	7,149.27	7,306.84	-157.57	0.1	169.56	2.37
John Deere Owner Trust - 47800CAC0 A B S Ser 2023 A CI A3 5.010 11/15/2027	20,000.000	99.6970	19,939.40	19,996.36	-56.96	0.2	1,002.00	5.02
John Deere Ownr Tr - 47800AAC4 A B S Ser 2022 B CI A3 02/16/2027 Var	15,000.000	98.4180	14,762.70	14,998.57	-235.87	0.1	561.00	3.80
Jpmorgan Chase Co - 46625HRY8 02/01/2028 Var	70,000.000	96.0220	67,215.40	67,053.70	161.70	0.6	2,647.40	3.94
Jpmorgan Chase Co - 46647PCH7 0.824 06/01/2025	40,000.000	98.6820	39,472.80	40,048.60	-575.80	0.4	329.60	0.83
Jpmorgan Chase Co - 46647PCK0 0.969 06/23/2025	20,000.000	98.4580	19,691.60	20,015.45	-323.85	0.2	193.80	0.98



CITY OF MENIFEE
ACCOUNT NUMBER: 6736302020

Page 16 of 36
February 1, 2024 to February 29, 2024

ASSET DETAIL (continued)

Security Description

Shares/Face Amt	Price	Market Value	Tax Cost	Unrealized Gain/Loss	Percent of Total Portfolio	Estimated Annual Income	Estimated Current Yield
Jpmorgan Chase Co - 46647PBK1 2.083 04/22/2026							
12,000.000	96.2120	11,545.44	12,447.96	-902.52	0.1	249.96	2.16
Mastercard Inc - 57636QAN4 2.000 03/03/2025							
35,000.000	96.8510	33,897.85	36,067.15	-2,169.30	0.3	700.00	2.06
Mercedes Benz Auto - 58770AAC7 A B S Ser 2023 1 CI A3 4.510 11/15/2027							
35,000.000	99.0100	34,653.50	34,995.80	-342.30	0.3	1,578.50	4.55
Merck Co Inc - 58933YBH7 4.050 05/17/2028							
130,000.000	98.0180	127,423.40	130,394.70	-2,971.30	1.2	5,265.00	4.13
Microsoft Corp - 594918BJ2 3.125 11/03/2025							
125,000.000	97.1980	121,497.50	120,882.50	615.00	1.1	3,906.25	3.21
Morgan Stanley - 61747YEZ4 Medium Term Note 5.050 01/28/2027							
100,000.000	99.6510	99,651.00	100,170.55	-519.55	0.9	5,050.00	5.07
Morgan Stanley Fr - 6174468Q5 Medium Term Note 2.188 04/28/2026							
35,000.000	96.2360	33,682.60	33,013.20	669.40	0.3	765.80	2.27
National Rural Utils Coop Fin - 63743HFE7 Medium Term Note 3.450 06/15/2025							
10,000.000	97.7210	9,772.10	9,997.30	-225.20	0.1	345.00	3.53
National Rural Utils Corp Fin - 63743HFH0 Medium Term Note 4.450 03/13/2026							
70,000.000	98.7560	69,129.20	69,950.30	-821.10	0.6	3,115.00	4.51



CITY OF MENIFEE
ACCOUNT NUMBER: 6736302020

Page 17 of 36
February 1, 2024 to February 29, 2024

ASSET DETAIL (continued)

Security Description

Shares/Face Amt	Price	Market Value	Tax Cost	Unrealized Gain/Loss	Percent of Total Portfolio	Estimated Annual Income	Estimated Current Yield
Northern Tr Corp Sr Nt - 665859AW4 4.000 05/10/2027							
15,000.000	97.1590	14,573.85	14,975.70	-401.85	0.1	600.00	4.12
Paccar Financial Corp - 69371RR73 Medium Term Note 2.850 04/07/2025							
35,000.000	97.6160	34,165.60	34,990.90	-825.30	0.3	997.50	2.92
Paccar Financial Corp - 69371RS31 Medium Term Note 4.600 01/10/2028							
100,000.000	99.5670	99,567.00	99,515.00	52.00	0.9	4,600.00	4.62
Pepsico Inc - 713448CT3 2.750 04/30/2025							
130,000.000	97.3780	126,591.40	124,989.80	1,601.60	1.2	3,575.00	2.82
Pnc Financial Services - 693475BL8 4.758 01/26/2027							
135,000.000	98.7970	133,375.95	134,947.35	-1,571.40	1.2	6,423.30	4.82
Reality Income Corp - 756109AV6 3.875 04/15/2025							
20,000.000	98.2730	19,654.60	19,714.00	-59.40	0.2	775.00	3.94
Realty Income Corp - 756109BG8 3.950 08/15/2027							
100,000.000	96.5780	96,578.00	97,097.00	-519.00	0.9	3,950.00	4.09
Salesforce Com Inc - 79466LAG9 0.625 07/15/2024							
40,000.000	98.2600	39,304.00	39,628.55	-324.55	0.4	250.00	0.64
Schwab Charles Corp - 808513BN4 0.750 03/18/2024							
20,000.000	99.7950	19,959.00	19,990.00	-31.00	0.2	150.00	0.75
Target Corp - 87612EBM7 1.950 01/15/2027							
20,000.000	92.4720	18,494.40	19,966.00	-1,471.60	0.2	390.00	2.11

CITY OF MENIFEE
ACCOUNT NUMBER: 6736302020Page 18 of 36
February 1, 2024 to February 29, 2024**ASSET DETAIL (continued)****Security Description**

	Shares/Face Amt	Price	Market Value	Tax Cost	Unrealized Gain/Loss	Percent of Total Portfolio	Estimated Annual Income	Estimated Current Yield
Toronto Dominion Bank - 89115A2C5 Medium Term Note 4.108 06/08/2027	40,000.000	97.1690	38,867.60	39,866.00	-998.40	0.4	1,643.20	4.23
Toyota Auto Rec Own Tr - 89238JAC9 A B S Ser 2021 D CI A 3 04/15/2026 Var	45,558.230	97.4280	44,386.47	42,904.83	1,481.64	0.4	323.46	0.73
Toyota Auto Rec Own Tr - 89231CAD9 A B S Ser 2022 C CI A 3 3.760 04/15/2027	25,000.000	98.2920	24,573.00	24,583.98	-10.98	0.2	940.00	3.82
Toyota Auto Recv Tr - 89240BAC2 A B S Ser 2021 A CI A3 05/15/2025 Var	3,592.310	99.3230	3,567.99	3,591.64	-23.65	0.0	9.34	0.26
Toyota Mtr Cr Corp - 89236TJK2 Medium Term Note 1.125 06/18/2026	40,000.000	91.7710	36,708.40	39,982.40	-3,274.00	0.3	450.00	1.23
Toyota Mtr Cr Corp - 89236TJT3 Medium Term Note 1.450 01/13/2025	30,000.000	96.8060	29,041.80	29,959.80	-918.00	0.3	435.00	1.50
Toyota Mtr Cr Corp - 89236TKQ7 Medium Term Note 4.625 01/12/2028	80,000.000	99.3850	79,508.00	79,947.20	-439.20	0.7	3,700.00	4.65
Truist Finl Corp - 89788MAA0 Medium Term Note 1.200 08/05/2025	30,000.000	94.0490	28,214.70	29,341.20	-1,126.50	0.3	360.00	1.28



CITY OF MENIFEE
ACCOUNT NUMBER: 6736302020

Page 19 of 36
February 1, 2024 to February 29, 2024

ASSET DETAIL (continued)

Security Description

Shares/Face Amt	Price	Market Value	Tax Cost	Unrealized Gain/Loss	Percent of Total Portfolio	Estimated Annual Income	Estimated Current Yield
Unitedhealth Group Inc - 91324PEC2 1.150 05/15/2026							
40,000.000	92.0950	36,838.00	39,563.60	-2,725.60	0.3	460.00	1.25
Verizon Master Trust - 92348KAA1 A B S Ser 2021 1 CI A 0.500 05/20/2027							
100,000.000	98.9100	98,910.00	93,609.37	5,300.63	0.9	500.00	0.51
Walmart Inc - 931142ER0 1.050 09/17/2026							
10,000.000	91.3560	9,135.60	9,981.10	-845.50	0.1	105.00	1.15
Total Corporate Issues		\$3,075,521.47	\$3,115,230.95	-\$39,709.48	28.1	\$101,324.80	

Foreign Issues

Bank Montreal Que - 06368D3S1 Medium Term Note 3.700 06/07/2025							
75,000.000	97.9800	73,485.00	73,120.50	364.50	0.7	2,775.00	3.78
Bank Of Montreal - 06368FAC3 Medium Term Note 1.250 09/15/2026							
40,000.000	90.9650	36,386.00	39,951.60	-3,565.60	0.3	500.00	1.37
Inter American Devel Bk - 4581X0DC9 3.125 09/18/2028							
120,000.000	94.7010	113,641.20	112,706.40	934.80	1.0	3,750.00	3.30
Inter American Devel Bk - 4581X0DV7 Medium Term Note 0.875 04/20/2026							
75,000.000	92.3920	69,294.00	74,656.50	-5,362.50	0.6	656.25	0.95
Inter American Devel Bk - 4581X0EN4 Medium Term Note 4.125 02/15/2029							
135,000.000	98.8750	133,481.25	133,801.20	-319.95	1.2	5,568.75	4.17



Page 20 of 36
February 1, 2024 to February 29, 2024

Security Description

Estimated Current Yield	3.21
--------------------------------	-------------



CITY OF MENIFEE
ACCOUNT NUMBER: 6736302020

Page 21 of 36
February 1, 2024 to February 29, 2024

ASSET DETAIL MESSAGES

Time of trade execution and trading party (if not disclosed) will be provided upon request.

Publicly traded assets are valued in accordance with market quotations or valuation methodologies from financial industry services believed by us to be reliable. Assets that are not publicly traded may be reflected at values from other external sources. Assets for which a current value is not available may be reflected at a previous value or as not valued, at par value, or at a nominal value. Values shown do not necessarily reflect prices at which assets could be bought or sold. Values are updated based on internal policy and may be updated less frequently than statement generation.

Estimated Current Yield and Estimated Annual Income are estimates provided for informational purposes only and should not be relied on for making investment, trading, or tax decisions. The estimates may not represent the actual value earned by your investments and they provide no guarantee of what your investments may earn in the future.



CITY OF MENIFEE
ACCOUNT NUMBER: 6736302020

Page 22 of 36
February 1, 2024 to February 29, 2024

TRANSACTION DETAIL

Date Posted	Activity	Description	Cash	Tax Cost
Beginning Balance 02/01/2024			\$0.00	\$11,075,747.60
02/01/24	Asset Income	Interest Earned On Jpmorgan Chase Co 3.782% 2/01/28 0.01891 USD/\$1 Pv On 70,000 Par Value Due 2/1/24	1,323.70	
02/01/24	Asset Income	Interest Earned On Federated Hermes Govt Obligs Is Interest From 1/1/24 To 1/31/24	243.30	
02/02/24	Asset Income	Interest Earned On F F C B Deb 3.875% 2/02/26 0.019375 USD/\$1 Pv On 210,000 Par Value Due 2/2/24	4,068.75	
02/05/24	Asset Income	Interest Earned On Truist Finl Corp Mtn 1.200% 8/05/25 0.006 USD/\$1 Pv On 30,000 Par Value Due 2/5/24	180.00	
02/07/24	Asset Income	Interest Earned On F F C B Deb 4.250% 8/07/28 0.02125 USD/\$1 Pv On 75,000 Par Value Due 2/7/24	1,593.75	
02/12/24	Asset Income	Interest Earned On F H L M C 1.500% 2/12/25 0.0075 USD/\$1 Pv On 80,000 Par Value Due 2/12/24	600.00	
02/14/24	Asset Income	Interest Earned On F F C B Deb 1.750% 2/14/25 0.00875 USD/\$1 Pv On 220,000 Par Value Due 2/14/24	1,925.00	
02/15/24	Asset Income	Interest Earned On Honda Auto Rec Own 1.880% 5/15/26 \$0.00157/Pv On 86,892.27 Pv Due 2/15/24	136.13	
02/15/24	Sale	Paid Down 5,797.6 Par Value Of Honda Auto Rec Own 1.880% 5/15/26 Trade Date 2/15/24	5,797.60	-5,576.79
02/15/24	Asset Income	Interest Earned On Hyundai Auto Rec 2.220% 10/15/26 \$0.00185/Pv On 22,822.38 Pv Due 2/15/24	42.22	
02/15/24	Sale	Paid Down 1,419.07 Par Value Of Hyundai Auto Rec 2.220% 10/15/26 Trade Date 2/15/24	1,419.07	-1,419.02



CITY OF MENIFEE
ACCOUNT NUMBER: 6736302020

Page 23 of 36
February 1, 2024 to February 29, 2024

TRANSACTION DETAIL (continued)

Date Posted	Activity	Description	Cash	Tax Cost
02/15/24	Asset Income	Interest Earned On Hyundai Auto Rec Tr 0.740% 5/15/26 \$0.00062/Pv On 12,746.56 Pv Due 2/15/24	7.86	
02/15/24	Sale	Paid Down 1,076.38 Par Value Of Hyundai Auto Rec Tr 0.740% 5/15/26 Trade Date 2/15/24	1,076.38	-1,060.96
02/15/24	Asset Income	Interest Earned On John Deere Owner 2.320% 9/15/26 \$0.00193/Pv On 7,908.54 Pv Due 2/15/24	15.29	
02/15/24	Sale	Paid Down 600.09 Par Value Of John Deere Owner 2.320% 9/15/26 Trade Date 2/15/24	600.09	-599.96
02/15/24	Asset Income	Interest Earned On John Deere Own 0.520% 3/16/26 \$0.00043/Pv On 8,365.49 Pv Due 2/15/24	3.63	
02/15/24	Sale	Paid Down 975.15 Par Value Of John Deere Own 0.520% 3/16/26 Trade Date 2/15/24	975.15	-975.06
02/15/24	Asset Income	Interest Earned On John Deere Ownr Tr 3.740% 2/16/27 \$0.00312/Pv On 15,000.00 Pv Due 2/15/24	46.75	
02/15/24	Asset Income	Interest Earned On John Deere Owner 5.090% 6/15/27 \$0.00424/Pv On 25,000.00 Pv Due 2/15/24	106.04	
02/15/24	Asset Income	Interest Earned On John Deere Owner 5.010% 11/15/27 \$0.00418/Pv On 20,000.00 Pv Due 2/15/24	83.50	
02/15/24	Asset Income	Interest Earned On Mercedes Benz Auto 4.510% 11/15/27 \$0.00376/Pv On 35,000.00 Pv Due 2/15/24	131.54	
02/15/24	Asset Income	Interest Earned On Toyota Auto Rec 3.760% 4/15/27 \$0.00313/Pv On 25,000.00 Pv Due 2/15/24	78.33	

CITY OF MENIFEE
ACCOUNT NUMBER: 6736302020Page 24 of 36
February 1, 2024 to February 29, 2024**TRANSACTION DETAIL (continued)**

Date Posted	Activity	Description	Cash	Tax Cost
02/15/24	Asset Income	Interest Earned On Toyota Auto Rec 0.710% 4/15/26 \$0.00059/Pv On 49,428.95 Pv Due 2/15/24	29.25	
02/15/24	Sale	Paid Down 3,870.72 Par Value Of Toyota Auto Rec 0.710% 4/15/26 Trade Date 2/15/24	3,870.72	-3,645.28
02/15/24	Asset Income	Interest Earned On Toyota Auto Recv 0.260% 5/15/25 \$0.00022/Pv On 4,822.48 Pv Due 2/15/24	1.04	
02/15/24	Sale	Paid Down 1,230.17 Par Value Of Toyota Auto Recv 0.260% 5/15/25 Trade Date 2/15/24	1,230.17	-1,229.94
02/15/24	Asset Income	Interest Earned On Realty Income Corp 3.950% 8/15/27 0.01975 USD/\$1 Pv On 100,000 Par Value Due 2/15/24	1,975.00	
02/15/24	Asset Income	Interest Earned On U S Treasury Nt 2.250% 2/15/27 0.01125 USD/\$1 Pv On 200,000 Par Value Due 2/15/24	2,250.00	
02/16/24	Asset Income	Interest Earned On Gm Fin Cons Auto 0.680% 9/16/26 \$0.00057/Pv On 6,750.80 Pv Due 2/16/24	3.83	
02/16/24	Sale	Paid Down 453.32 Par Value Of Gm Fin Cons Auto 0.680% 9/16/26 Trade Date 2/16/24	453.32	-453.31
02/16/24	Asset Income	Interest Earned On Gm Fin Cons Auto 1.260% 11/16/26 \$0.00105/Pv On 7,843.74 Pv Due 2/16/24	8.24	
02/16/24	Sale	Paid Down 489.85 Par Value Of Gm Fin Cons Auto 1.260% 11/16/26 Trade Date 2/16/24	489.85	-489.81



CITY OF MENIFEE
ACCOUNT NUMBER: 6736302020

Page 25 of 36
February 1, 2024 to February 29, 2024

TRANSACTION DETAIL (continued)

Date Posted	Activity	Description	Cash	Tax Cost
02/16/24	Sale	Sold 210,000 Par Value Of F F C B Deb 4.625% 12/05/24 Trade Date 2/15/24 Sold Through Pershing LLC Sold On The Marketaxess Corporation Swift External Ref#: 8404603133382769 210,000 Par Value At 99.574 %	209,105.40	-210,676.20
02/16/24	Sell Accrued Interest	Received Accrued Interest On Sale Of F F C B Deb 4.625% 12/05/24 Income Credit 1,915.52 USD	1,915.52	
02/20/24	Asset Income	Interest Earned On Gm Fin Auto Lsng Tr 1.900% 3/20/25 \$0.00158/Pv On 9,699.10 Pv Due 2/20/24	15.36	
02/20/24	Sale	Paid Down 3,039.77 Par Value Of Gm Fin Auto Lsng Tr 1.900% 3/20/25 Trade Date 2/20/24	3,039.77	-3,039.74
02/20/24	Asset Income	Interest Earned On Verizon Master 0.500% 5/20/27 \$0.00042/Pv On 100,000.00 Pv Due 2/20/24	41.67	
02/20/24	Purchase	Purchased 135,000 Par Value Of Inter Amer Bk M T N 4.125% 2/15/29 Trade Date 2/15/24 Purchased Through J.P. Morgan Securities LLC Purchased On The Marketaxess Corporation Swift External Ref#: 8404603133382683 135,000 Par Value At 99.112 %	-133,801.20	133,801.20
02/20/24	Purchase Accrued Interest	Paid Accrued Interest On Purchase Of Inter Amer Bk M T N 4.125% 2/15/29 Income Debit 309.38- USD	-309.38	
02/21/24	Asset Income	Interest Earned On Honda Auto 0.270% 4/21/25 \$0.00023/Pv On 2,640.26 Pv Due 2/21/24	0.59	
02/21/24	Sale	Paid Down 679.5 Par Value Of Honda Auto 0.270% 4/21/25 Trade Date 2/21/24	679.50	-679.48

CITY OF MENIFEE
ACCOUNT NUMBER: 6736302020Page 26 of 36
February 1, 2024 to February 29, 2024**TRANSACTION DETAIL (continued)**

Date Posted	Activity	Description	Cash	Tax Cost
02/21/24	Asset Income	Interest Earned On Honda Auto Rec 0.880% 1/21/26 \$0.00073/Pv On 6,445.89 Pv Due 2/21/24	4.73	
02/21/24	Sale	Paid Down 517.22 Par Value Of Honda Auto Rec 0.880% 1/21/26 Trade Date 2/21/24	517.22	-517.11
02/23/24	Asset Income	Interest Earned On Apple Inc 3.250% 2/23/26 0.01625 USD/\$1 Pv On 100,000 Par Value Due 2/23/24	1,625.00	
02/26/24	Asset Income	Interest Earned On F H L M C Mltcl Mtg 3.241% 9/25/24 \$0.00270/Pv On 15,000.00 Pv Due 2/25/24	40.51	
02/26/24	Asset Income	Interest Earned On F H L M C Mltcl Mtg 2.670% 12/25/24 \$0.00223/Pv On 15,000.00 Pv Due 2/25/24	33.38	
02/26/24	Asset Income	Interest Earned On F H L M C Mltcl Mt 3.284% 6/25/25 \$0.00274/Pv On 60,000.00 Pv Due 2/25/24	164.20	
02/26/24	Asset Income	Interest Earned On F H L M C Mltcl Mt 3.334% 8/25/25 \$0.00278/Pv On 25,000.00 Pv Due 2/25/24	69.46	
02/26/24	Asset Income	Interest Earned On F H L M C Mltcl Mtg 2.995% 12/25/25 \$0.00250/Pv On 125,000.00 Pv Due 2/25/24	311.98	
02/26/24	Asset Income	Interest Earned On F H L M C Mltcl Mtg 2.745% 1/25/26 \$0.00229/Pv On 70,000.00 Pv Due 2/25/24	160.13	
02/26/24	Asset Income	Interest Earned On F H L M C Mltcl Mtg 2.525% 5/25/26 \$0.00210/Pv On 120,000.00 Pv Due 2/25/24	252.50	
02/26/24	Asset Income	Interest Earned On F H L M C Mltcl Mt 2.653% 8/25/26 \$0.00221/Pv On 125,000.00 Pv Due 2/25/24	276.35	



CITY OF MENIFEE
ACCOUNT NUMBER: 6736302020

Page 27 of 36
February 1, 2024 to February 29, 2024

TRANSACTION DETAIL (continued)

Date Posted	Activity	Description	Cash	Tax Cost
02/26/24	Asset Income	Interest Earned On F H L M C Mltcl Mtg 3.413% 12/25/26 \$0.00284/Pv On 70,000.00 Pv Due 2/25/24	199.09	
02/26/24	Asset Income	Interest Earned On F H L M C Mltcl Mt 3.430% 1/25/27 \$0.00286/Pv On 70,000.00 Pv Due 2/25/24	200.08	
02/26/24	Asset Income	Interest Earned On F H L M C Mltcl Mt 3.187% 9/25/27 \$0.00266/Pv On 100,000.00 Pv Due 2/25/24	265.58	
02/26/24	Asset Income	Interest Earned On F H L M C Mltcl Mt 3.303% 11/25/27 \$0.00275/Pv On 30,000.00 Pv Due 2/25/24	82.58	
02/26/24	Asset Income	Interest Earned On F H L M C Mltcl Mtg 2.031% 9/25/28 \$0.00169/Pv On 135,000.00 Pv Due 2/25/24	228.49	
02/26/24	Asset Income	Interest Earned On F H L B Gtd Remic 3.171% 10/25/24 \$0.00264/Pv On 34,549.42 Pv Due 2/25/24	91.30	
02/26/24	Sale	Paid Down 77 Par Value Of F H L B Gtd Remic 3.171% 10/25/24 Trade Date 2/25/24	77.00	-82.83
02/26/24	Asset Income	Interest Earned On F H L M C Mltcl Mtg 3.329% 5/25/25 0.002774 USD/\$1 Pv On 35,000 Par Value Due 2/25/24	97.10	
02/26/24	Asset Income	Interest Earned On F H L M C Mltcl Mt 3.064% 8/25/24 \$0.00255/Pv On 16,939.32 Pv Due 2/25/24	43.25	
02/26/24	Sale	Paid Down 28.22 Par Value Of F H L M C Mltcl Mt 3.064% 8/25/24 Trade Date 2/25/24	28.22	-28.71
02/26/24	Asset Income	Interest Earned On Bmw Vehicle Lease 5.160% 11/25/25 \$0.00430/Pv On 110,000.00 Pv Due 2/25/24	473.00	



CITY OF MENIFEE
ACCOUNT NUMBER: 6736302020

Page 28 of 36
February 1, 2024 to February 29, 2024

TRANSACTION DETAIL (continued)

Date Posted	Activity	Description	Cash	Tax Cost
02/26/24	Asset Income	Interest Earned On Bmw Vehicle Lease 1.100% 3/25/25 \$0.00092/Pv On 1,572.07 Pv Due 2/25/24	1.44	
02/26/24	Sale	Paid Down 932.2 Par Value Of Bmw Vehicle Lease 1.100% 3/25/25 Trade Date 2/25/24	932.20	-932.06
02/26/24	Asset Income	Interest Earned On Bmw Veh Owner Tr 3.210% 8/25/26 \$0.00268/Pv On 13,717.40 Pv Due 2/25/24	36.69	
02/26/24	Sale	Paid Down 937 Par Value Of Bmw Veh Owner Tr 3.210% 8/25/26 Trade Date 2/25/24	937.00	-936.95
02/26/24	Asset Income	Interest Earned On F H L M C Mltcl Mt 2.525% 10/25/26 \$0.00210/Pv On 125,000.00 Pv Due 2/25/24	263.02	
02/26/24	Asset Income	Interest Earned On F N M A 0.375% 8/25/25 0.001875 USD/\$1 Pv On 75,000 Par Value Due 2/25/24	140.63	
02/27/24	Purchase	Purchased 175,000 Par Value Of U S Treasury Nt 4.000% 1/31/29 Trade Date 2/26/24 Purchased Through J.P. Morgan Securities LLC Purchased On The Off-Exchange Transactions - Li Swift External Ref#: 8405703133403116 175,000 Par Value At 98.61328 %	-172,573.24	172,573.24
02/27/24	Purchase Accrued Interest	Paid Accrued Interest On Purchase Of U S Treasury Nt 4.000% 1/31/29 Income Debit 519.23- USD	-519.23	
02/27/24	Sale	Sold 60,000 Par Value Of U S Treasury Nt 1.750% 3/15/25 Trade Date 2/26/24 Sold Through J.P. Morgan Securities LLC Sold On The Off-Exchange Transactions - Li Swift External Ref#: 8405703133402934 60,000 Par Value At 96.66406667 %	57,998.44	-58,392.18



CITY OF MENIFEE
ACCOUNT NUMBER: 6736302020

Page 29 of 36
February 1, 2024 to February 29, 2024

TRANSACTION DETAIL (continued)

Date Posted	Activity	Description	Cash	Tax Cost
02/27/24	Sell Accrued Interest	Received Accrued Interest On Sale Of U S Treasury Nt 1.750% 3/15/25 Income Credit 475.96 USD	475.96	
02/29/24	Asset Income	Interest Earned On U S Treasury Nt 2.500% 2/28/26 0.0125 USD/\$1 Pv On 75,000 Par Value Due 2/29/24	937.50	
02/29/24	Asset Income	Interest Earned On U S Treasury Nt 3.125% 8/31/27 0.015625 USD/\$1 Pv On 80,000 Par Value Due 2/29/24	1,250.00	
02/29/24	Asset Income	Interest Earned On U S Treasury Nt 4.375% 8/31/28 0.021875 USD/\$1 Pv On 200,000 Par Value Due 2/29/24	4,375.00	
	Purchase	Combined Purchases For The Period 2/ 1/24 - 2/29/24 Of Federated Hermes Govt Obligs Is	-256,581.14	256,581.14
	Sale	Combined Sales For The Period 2/ 1/24 - 2/29/24 Of Federated Hermes Govt Obligs Is	245,631.85	-245,631.85
Ending Balance 02/29/2024			\$0.00	\$11,102,335.94

CITY OF MENIFEE
ACCOUNT NUMBER: 6736302020Page 30 of 36
February 1, 2024 to February 29, 2024**SALE/MATURITY SUMMARY**

	Settlement Date	Description	Tax Cost	Proceeds	Estimated Gain/Loss
Taxable Bonds					
Bmw Veh Owner Tr A B S Ser 2022 A CI A 3 08/25/2026 Var BVO3226					
	02/26/24	Paid Down 937 Par Value Trade Date 2/25/24	-936.95	937.00	0.05
Bmw Vehicle Lease Trust 2022 1 A B S Ser 2022 1 CI A3 03/25/2025 Var BVL1325					
	02/26/24	Paid Down 932.2 Par Value Trade Date 2/25/24	-932.06	932.20	0.14
F H L B Gtd R E M I C Pass Thru C M O Ser K041 CI A2 3.171 10/25/2024 3137BFE98					
	02/26/24	Paid Down 77 Par Value Trade Date 2/25/24	-82.83	77.00	-5.83
F H L M C Multiclass Mtg Partn C M O Ser K728 CI A2 08/25/2024 Var FHL3024					
	02/26/24	Paid Down 28.22 Par Value Trade Date 2/25/24	-28.71	28.22	-0.49



CITY OF MENIFEE
ACCOUNT NUMBER: 6736302020

Page 31 of 36
February 1, 2024 to February 29, 2024

SALE/MATURITY SUMMARY (continued)

	Settlement Date	Description	Tax Cost	Proceeds	Estimated Gain/Loss
Federal Farm Credit Bks					
4.625 12/05/2024					
3133EN3M0					
	02/16/24	Sold 210,000 Par Value Trade Date 2/15/24 Sold Through Pershing LLC Sold On The Market taxess Corporation Swift External Ref#: 8404603133382769 210,000 Par Value At 99.574 %	-210,676.20	209,105.40	-1,570.80
Gm Fin Auto Lsng Tr					
A B S Ser 2022 1 CI A 3					
1.900 03/20/2025					
GFA1925					
	02/20/24	Paid Down 3,039.77 Par Value Trade Date 2/20/24	-3,039.74	3,039.77	0.03
Gm Fin Cons Auto Rec					
A B S Ser 2022 1 CI A3					
1.260 11/16/2026					
GFC1226					
	02/16/24	Paid Down 489.85 Par Value Trade Date 2/16/24	-489.81	489.85	0.04
Gm Fin Cons Auto Rec Tr					
A B S Ser 2021 4 CI A 3					
0.680 09/16/2026					
GFC0626					
	02/16/24	Paid Down 453.32 Par Value Trade Date 2/16/24	-453.31	453.32	0.01

CITY OF MENIFEE
ACCOUNT NUMBER: 6736302020Page 32 of 36
February 1, 2024 to February 29, 2024**SALE/MATURITY SUMMARY (continued)**

	Settlement Date	Description	Tax Cost	Proceeds	Estimated Gain/Loss
Honda Auto Rec Ownr Tr					
A B S Ser 2022 1 CI A 3					
1.880 05/15/2026					
HAR1826					
	02/15/24	Paid Down 5,797.6 Par Value Trade Date 2/15/24	-5,576.79	5,797.60	220.81
Honda Auto Rec Ownr Tr 2021 4					
A B S Ser 2021 4 CI A3					
01/21/2026 Var					
HAR0826					
	02/21/24	Paid Down 517.22 Par Value Trade Date 2/21/24	-517.11	517.22	0.11
Honda Auto Receivables					
A B S Ser 2021 1 CI A3					
0.270 04/21/2025					
43813GAC5					
	02/21/24	Paid Down 679.5 Par Value Trade Date 2/21/24	-679.48	679.50	0.02
Hyundai Auto Rec Tr					
A B S Ser 2021 C CI A3					
0.740 05/15/2026					
HAR0726					
	02/15/24	Paid Down 1,076.38 Par Value Trade Date 2/15/24	-1,060.96	1,076.38	15.42



CITY OF MENIFEE
ACCOUNT NUMBER: 6736302020

Page 33 of 36
February 1, 2024 to February 29, 2024

SALE/MATURITY SUMMARY (continued)

	Settlement Date	Description	Tax Cost	Proceeds	Estimated Gain/Loss
Hyundai Auto Rec Tr A B S Ser 2022 A CI A3 10/15/2026 Var HAR2226	02/15/24	Paid Down 1,419.07 Par Value Trade Date 2/15/24	-1,419.02	1,419.07	0.05
John Deere Own A B S Ser 2021 B CI A 3 03/16/2026 Var JDO0926	02/15/24	Paid Down 975.15 Par Value Trade Date 2/15/24	-975.06	975.15	0.09
John Deere Owner Tr A B S Ser 2022 CI A 3 09/15/2026 Var JDO2326	02/15/24	Paid Down 600.09 Par Value Trade Date 2/15/24	-599.96	600.09	0.13
Toyota Auto Rec Own Tr A B S Ser 2021 D CI A 3 04/15/2026 Var TAR0726	02/15/24	Paid Down 3,870.72 Par Value Trade Date 2/15/24	-3,645.28	3,870.72	225.44



CITY OF MENIFEE
ACCOUNT NUMBER: 6736302020

Page 34 of 36
February 1, 2024 to February 29, 2024

SALE/MATURITY SUMMARY (continued)

	Settlement Date	Description	Tax Cost	Proceeds	Estimated Gain/Loss
Toyota Auto Recv Tr A B S Ser 2021 A CI A3 05/15/2025 Var TAR0325A					
	02/15/24	Paid Down 1,230.17 Par Value Trade Date 2/15/24	-1,229.94	1,230.17	0.23
U S Treasury Note 1.750 03/15/2025 UST1725					
	02/27/24	Sold 60,000 Par Value Trade Date 2/26/24 Sold Through J.P. Morgan Securities LLC Sold On The Off-Exchange Transactions - Li Swift External Ref#: 8405703133402934 60,000 Par Value At 96.66406667 %	-58,392.18	57,998.44	-393.74
Total Taxable Bonds			-\$290,735.39	\$289,227.10	-\$1,508.29
Total Sales & Maturities			-\$290,735.39	\$289,227.10	-\$1,508.29

SALE/MATURITY SUMMARY MESSAGES

Estimated Year-To-Date Short-Term Gain (Loss): \$221.43

Estimated Year-To-Date Long-Term Gain (Loss): (\$8,220.34)

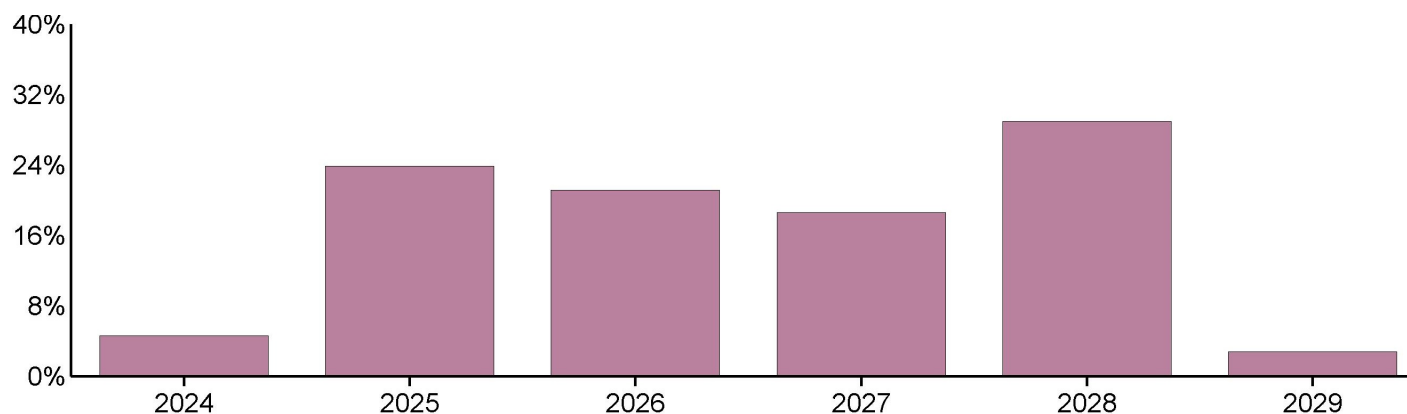
Estimates should not be used for tax purposes



CITY OF MENIFEE
ACCOUNT NUMBER: 6736302020

Page 35 of 36
February 1, 2024 to February 29, 2024

BOND SUMMARY



	Par Value	Market Value	Percentage of Category
MATURITY			
2024	506,383.52	500,308.49	4.59
2025	2,692,852.27	2,600,595.43	23.85
2026	2,423,785.62	2,310,058.44	21.18
2027	2,085,000.00	2,030,677.60	18.62
2028	3,220,000.00	3,158,873.35	28.96
2029	310,000.00	306,458.25	2.80
Total of Category	\$11,238,021.41	\$10,906,971.56	100.00

MOODY'S RATING

Aaa	6,893,012.41	6,696,391.29	61.40
Aa2	55,000.00	51,298.35	0.47
Aa3	90,000.00	86,339.30	0.79
A1	1,382,000.00	1,350,192.29	12.38
A2	705,000.00	676,472.80	6.20
A3	465,000.00	456,172.15	4.18



CITY OF MENIFEE
ACCOUNT NUMBER: 6736302020

Page 36 of 36
February 1, 2024 to February 29, 2024

BOND SUMMARY (continued)

	Par Value	Market Value	Percentage of Category
N/A	1,648,009.00	1,590,105.38	14.58
Total of Category	\$11,238,021.41	\$10,906,971.56	100.00

S&P RATING

AAA	1,186,798.03	1,153,552.14	10.58
AA+	2,650,000.00	2,598,933.00	23.83
AA	115,000.00	106,526.55	0.98
A+	695,000.00	676,700.50	6.20
A	700,000.00	683,451.45	6.26
A-	1,187,000.00	1,153,796.39	10.58
N/A	4,704,223.38	4,534,011.53	41.57
Total of Category	\$11,238,021.41	\$10,906,971.56	100.00

BOND SUMMARY MESSAGES

Data contained within this section excluded Mutual Funds, Exchange Traded Funds, and Closed-Ended Funds.

Glossary

Accretion - The accumulation of the value of a discounted bond until maturity.

Adjusted Prior Market Realized Gain/Loss - The difference between the proceeds and the Prior Market Value of the transaction.

Adjusted Prior Market Unrealized Gain/Loss - The difference between the Market Value and the Adjusted Prior Market Value.

Adjusted Prior Market Value - A figure calculated using the beginning Market Value for the fiscal year, adjusted for all asset related transactions during the period, employing an average cost methodology.

Amortization - The decrease in value of a premium bond until maturity.

Asset - Anything owned that has commercial exchange value. Assets may consist of specific property or of claims against others, in contrast to obligations due to others (liabilities).

Bond Rating - A measurement of a bond's quality based upon the issuer's financial condition. Ratings are assigned by independent rating services, such as Moody's, or S&P, and reflect their opinion of the issuer's ability to meet the scheduled interest and principal repayments for the bond.

Cash - Cash activity that includes both income and principal cash categories.

Change in Unrealized Gain/Loss - Also reported as Gain/Loss in Period in the Asset Detail section. This figure shows the market appreciation (depreciation) for the current period.

Cost Basis (Book Value) - The original price of an asset, normally the purchase price or appraised value at the time of acquisition. Book Value method maintains an average cost for each asset.

Cost Basis (Tax Basis) - The original price of an asset, normally the purchase price or appraised value at the time of acquisition. Tax Basis uses client determined methods such as Last-In-First-Out (LIFO), First-In-First-Out (FIFO), Average, Minimum Gain, and Maximum Gain.

Ending Accrual - (Also reported as Accrued Income) Income earned but not yet received, or expenses incurred but not yet paid, as of the end of the reporting period.

Estimated Annual Income - The amount of income a particular asset is anticipated to earn over the next year. The shares multiplied by annual income rate.

Estimated Current Yield - The annual rate of return on an investment expressed as a percentage. For stocks, yield is calculated by taking the annual dividend payments divided by the stock's current share price. For bonds, yield is calculated by the coupon rate divided by the bond's market price.

Ex-Dividend Date - (Also reported as Ex-Date) For stock trades, the person who owns the security on the ex-dividend date will earn the dividend, regardless of who currently owns the stock.

Income Cash - A category of cash comprised of ordinary earnings derived from investments, usually dividends and interest.

Market Value - The price per unit multiplied by the number of units.

Maturity Date - The date on which an obligation or note matures.

Payable Date - The date on which a dividend, mutual fund distribution, or interest on a bond will be made.

Principal Cash - A category of cash comprised of cash, deposits, cash withdrawals and the cash flows generated from purchases or sales of investments.

Realized Gain/Loss Calculation - The Proceeds less the Cost Basis of a transaction.

Settlement Date - The date on which a trade settles and cash or securities are credited or debited to the account.

Trade Date - The date a trade is legally entered into.

Unrealized Gain/Loss - The difference between the Market Value and Cost Basis at the end of the current period.

Yield on/at Market - The annual rate of return on an investment expressed as a percentage. For stocks, yield is calculated by the annual dividend payments divided by the stock's current share price. For bonds, yield is calculated by the coupon rate divided by the bond's market price.

The terms defined in this glossary are only for use when reviewing your account statement. Please contact your Relationship Manager with any questions.



019615
-UC-061

U.S. Bank
1555 N. Rivercenter Dr.
Suite 300
Milwaukee, WI 53212

000015970 05 SP 000638665543098 S

CITY OF MENIFEE
FINANCE DEPARTMENT
29844 HAUN ROAD
MENIFEE, CA 92586



**QUESTIONS?**

If you have any questions regarding your account or this statement, please contact your Administrator.

KATHERINE ARTISHON
EP-MN-WS4E
60 LIVINGSTON AVE.
ST PAUL MN 55107
E-mail katherine.artishon@usbank.com

Portfolio Manager:
TS PRT RC #1 - AUTO
CN-OH-W6TC

ACCOUNT NUMBER: 6736302020**CITY OF MENIFEE****This statement is for the period from March 1, 2024 to March 31, 2024**

000017786 05 SP 000638689920592 S
CITY OF MENIFEE
FINANCE DEPARTMENT
29844 HAUN ROAD
MENIFEE, CA 92586



THIS PAGE WAS INTENTIONALLY LEFT BLANK



TABLE OF CONTENTS

Schedule	Page
Market Value Summary	1
Asset Summary	2
Income Summary	3
Cash Summary	4
Asset Detail	5
Transaction Detail	25
Sale/Maturity Summary	33
Bond Summary	39



THIS PAGE WAS INTENTIONALLY LEFT BLANK

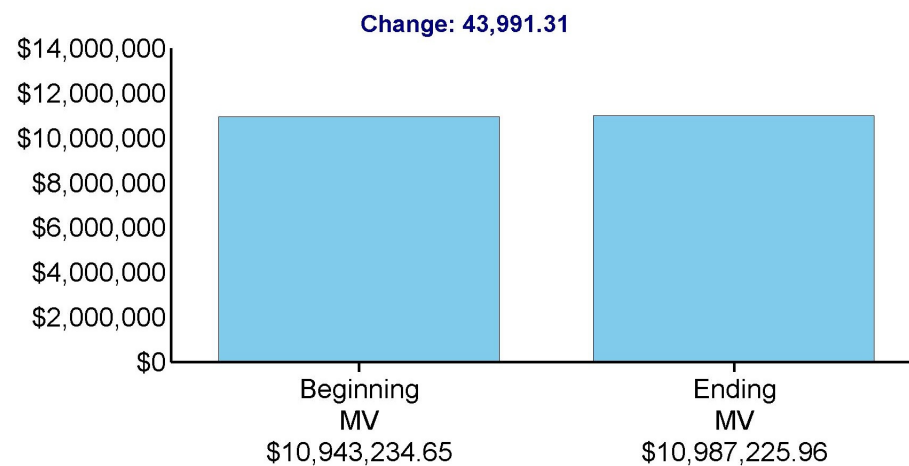


CITY OF MENIFEE
ACCOUNT NUMBER: 6736302020

Page 1 of 40
March 1, 2024 to March 31, 2024

MARKET VALUE SUMMARY

	Current Period 03/01/24 to 03/31/24
Beginning Market Value	\$10,943,234.65
Taxable Interest	26,048.66
Long Term Gains/Losses	1,220.15
Change in Investment Value	16,722.50
Ending Market Value	\$10,987,225.96





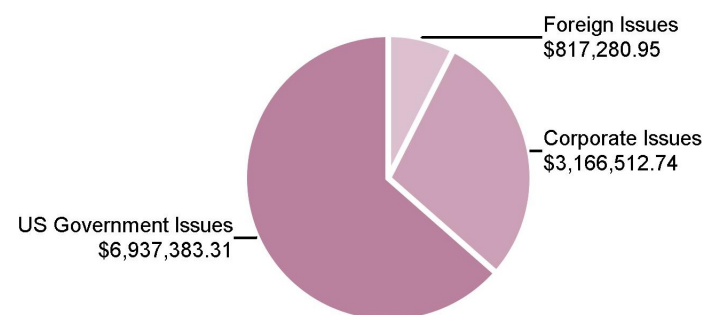
CITY OF MENIFEE
ACCOUNT NUMBER: 6736302020

Page 2 of 40
March 1, 2024 to March 31, 2024

ASSET SUMMARY

Assets	Current Period Market Value	% of Total	Estimated Annual Income
Cash & Equivalents	66,048.96	0.60	3,427.03
Taxable Bonds	10,921,177.00	99.40	356,038.46
Total Market Value	\$10,987,225.96	100.00	\$359,465.49

Fixed Income Summary





CITY OF MENIFEE
ACCOUNT NUMBER: 6736302020

Page 3 of 40
March 1, 2024 to March 31, 2024

INCOME SUMMARY

	Income Received Current Period
Taxable Interest	26,048.66
Total Current Period Income	\$26,048.66

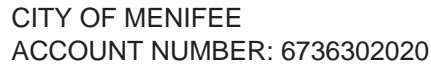


CITY OF MENIFEE
ACCOUNT NUMBER: 6736302020

Page 4 of 40
March 1, 2024 to March 31, 2024

CASH SUMMARY

	Cash
Beginning Cash 03/01/2024	\$0.00
Taxable Interest	26,048.66
Purchases	-325,109.38
Sales	328,846.59
Net Money Market Activity	-29,785.87
Ending Cash 03/31/2024	\$0.00



Security Description

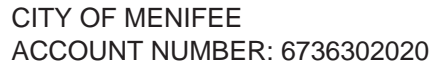
75,000.000	93.6700 @	70,252.50	74,777.85	-4,525.35	0.6	281.25	0.40
Date Last Priced: 03/28/24							



Page 6 of 40
March 1, 2024 to March 31, 2024

Security Description

Security Description	Shares/Face Amt	Price	Market Value	Tax Cost	Unrealized Gain/Loss	Percent of Total Portfolio	Estimated Annual Income	Estimated Current Yield
F H L M C Multiclass Mtg Partn - 3137H4BY5 C M O Ser K 746 Cl A 2 1.985 09/25/2028	135,000.000	89.5180 @ Date Last Priced: 03/28/24	120,849.30	116,263.48	4,585.82	1.1	2,741.85	2.27
F H L M C Multiclass Mtg Partn - 3137BEVH4 C M O Ser K040 Cl A2 3.241 09/25/2024	15,000.000	98.9640 @ Date Last Priced: 03/28/24	14,844.60	15,792.19	-947.59	0.1	486.15	3.27
F H L M C Multiclass Mtg Partn - 3137BFXT3 C M O Ser K042 Cl A2 2.670 12/25/2024	15,000.000	98.1810 @ Date Last Priced: 03/28/24	14,727.15	15,140.63	-413.48	0.1	400.50	2.72
F H L M C Multiclass Mtg Partn - 3137BKRJ1 C M O Ser K047 Cl A2 3.329 05/25/2025	35,000.000	97.9360 @ Date Last Priced: 03/28/24	34,277.60	35,973.44	-1,695.84	0.3	1,165.15	3.40
F H L M C Multiclass Mtg Partn - 3137BLAC2 C M O Ser K048 Cl A2 06/25/2025 Var	60,000.000	97.8480 @ Date Last Priced: 03/28/24	58,708.80	63,807.81	-5,099.01	0.5	1,970.40	3.36
F H L M C Multiclass Mtg Partn - 3137BLW95 C M O Ser K050 Cl A2 08/25/2025 Var	25,000.000	97.6380 @ Date Last Priced: 03/28/24	24,409.50	26,792.97	-2,383.47	0.2	833.50	3.41
F H L M C Multiclass Mtg Partn - 3137BN6G4 C M O Ser K053 Cl A2 2.995 12/25/2025	125,000.000	96.8350 @ Date Last Priced: 03/28/24	121,043.75	121,166.99	-123.24	1.1	3,743.75	3.09



Security Description

Security Description	Shares/Face Amt	Price	Market Value	Tax Cost	Unrealized Gain/Loss	Percent of Total Portfolio	Estimated Annual Income	Estimated Current Yield
F H L M C Multiclass Mtg Partn - 3137BNGT5 C M O Ser K054 Cl A2 2.745 01/25/2026	70,000.000	96.3100 @ Date Last Priced: 03/28/24	67,417.00	67,000.39	416.61	0.6	1,921.50	2.85
F H L M C Multiclass Mtg Partn - 3137BQYS0 C M O Ser K056 Cl A2 2.525 05/25/2026	120,000.000	95.4440 @ Date Last Priced: 03/28/24	114,532.80	116,042.97	-1,510.17	1.0	3,030.00	2.65
F H L M C Multiclass Mtg Partn - 3137BSP72 C M O Ser K058 Cl A2 2.653 08/25/2026	125,000.000	95.2090 @ Date Last Priced: 03/28/24	119,011.25	118,955.08	56.17	1.1	3,316.25	2.79
F H L M C Multiclass Mtg Partn - 3137BUX60 C M O Ser K062 Cl A2 3.413 12/25/2026	70,000.000	96.6090 @ Date Last Priced: 03/28/24	67,626.30	67,716.80	-90.50	0.6	2,389.10	3.53
F H L M C Multiclass Mtg Partn - 3137BVZ82 C M O Ser K063 Cl A2 01/25/2027 Var	70,000.000	96.6520 @ Date Last Priced: 03/28/24	67,656.40	67,711.33	-54.93	0.6	2,401.00	3.55
F H L M C Multiclass Mtg Partn - 3137FBU79 C M O Ser K069 Cl A2 3.187 09/25/2027	100,000.000	95.3970 @ Date Last Priced: 03/28/24	95,397.00	95,941.41	-544.41	0.9	3,187.00	3.34
F H L M C Multiclass Mtg Partn - 3137FCJK1 C M O Ser K070 Cl A2 11/25/2027 Var	30,000.000	95.6140 @ Date Last Priced: 03/28/24	28,684.20	28,566.80	117.40	0.3	990.90	3.45



Page 8 of 40
March 1, 2024 to March 31, 2024

Security Description

Security Description	Shares/Face Amt	Price	Market Value	Tax Cost	Unrealized Gain/Loss	Percent of Total Portfolio	Estimated Annual Income	Estimated Current Yield
F H L M C Multiclass Mtg Partn - 3137FBTA4 C M O Ser K728 Cl A2 08/25/2024 Var	16,879.090	98.9890 @ Date Last Priced: 03/28/24	16,708.44	17,174.50	-466.06	0.2	517.18	3.09
F H L M C Multiclass Mtg Partn - 3137FQXJ7 C M O Ser K737 Cl A2 2.525 10/25/2026	125,000.000	94.7380 @ Date Last Priced: 03/28/24	118,422.50	117,695.31	727.19	1.1	3,156.25	2.66
F N M A - 3135G05X7 0.375 08/25/2025	75,000.000	93.9330 @ Date Last Priced: 03/28/24	70,449.75	74,807.25	-4,357.50	0.6	281.25	0.40
F N M A - 3135G04Z3 0.500 06/17/2025	70,000.000	94.8350 @ Date Last Priced: 03/28/24	66,384.50	69,954.40	-3,569.90	0.6	350.00	0.53
F N M A - 3135G06G3 0.500 11/07/2025	65,000.000	93.4730 @ Date Last Priced: 03/28/24	60,757.45	64,767.30	-4,009.85	0.6	325.00	0.53
F N M A - 3135G0X24 1.625 01/07/2025	65,000.000	97.3600 @ Date Last Priced: 03/28/24	63,284.00	66,319.45	-3,035.45	0.6	1,056.25	1.67
F N M A - 3135G0W66 1.625 10/15/2024	70,000.000	98.1070 @ Date Last Priced: 03/28/24	68,674.90	69,880.30	-1,205.40	0.6	1,137.50	1.66
F N M A Deb - 3135G03U5 0.625 04/22/2025	65,000.000	95.4810 @ Date Last Priced: 03/28/24	62,062.65	64,866.10	-2,803.45	0.6	406.25	0.65



CITY OF MENIFEE
ACCOUNT NUMBER: 6736302020

Page 9 of 40
March 1, 2024 to March 31, 2024

ASSET DETAIL (continued)

Security Description

	Shares/Face Amt	Price	Market Value	Tax Cost	Unrealized Gain/Loss	Percent of Total Portfolio	Estimated Annual Income	Estimated Current Yield
Federal Farm Credit Bks - 3133ENPG9 1.750 02/14/2025	220,000.000	97.1690 @ Date Last Priced: 03/28/24	213,771.80	209,231.00	4,540.80	1.9	3,850.00	1.80
Federal Farm Credit Bks - 3133EN7J3 3.875 02/02/2026	210,000.000	98.4630 @ Date Last Priced: 03/28/24	206,772.30	209,202.00	-2,429.70	1.9	8,137.50	3.93
Federal Farm Credit Bks - 3133EPGW9 3.875 04/25/2028	150,000.000	98.2130 @ Date Last Priced: 03/28/24	147,319.50	150,753.00	-3,433.50	1.3	5,812.50	3.95
Federal Farm Credit Bks - 3133EPSK2 4.250 08/07/2028	75,000.000	99.7840 @ Date Last Priced: 03/28/24	74,838.00	74,100.00	738.00	0.7	3,187.50	4.26
Federal Farm Credit Bks - 3133EPN50 4.250 12/15/2028	270,000.000	99.8640 @ Date Last Priced: 03/28/24	269,632.80	272,999.70	-3,366.90	2.5	11,475.00	4.26
Federal Farm Credit Bks - 3133EPWK7 4.500 09/22/2028	95,000.000	100.7980 @ Date Last Priced: 03/28/24	95,758.10	93,915.10	1,843.00	0.9	4,275.00	4.46
Federal Home Loan Bks - 3130A4CH3 2.375 03/14/2025	35,000.000	97.5090 @ Date Last Priced: 03/28/24	34,128.15	37,003.05	-2,874.90	0.3	831.25	2.44
Federal Home Loan Bks - 3130ATUS4 4.250 12/10/2027	200,000.000	99.4620 @ Date Last Priced: 03/28/24	198,924.00	204,274.00	-5,350.00	1.8	8,500.00	4.27



CITY OF MENIFEE
ACCOUNT NUMBER: 6736302020

Page 10 of 40
March 1, 2024 to March 31, 2024

ASSET DETAIL (continued)

Security Description

Shares/Face Amt	Price	Market Value	Tax Cost	Unrealized Gain/Loss	Percent of Total Portfolio	Estimated Annual Income	Estimated Current Yield
Federal Home Loan Bks - 3130AWTR1 4.375 09/08/2028							
225,000.000	100.4160 @ Date Last Priced: 03/28/24	225,936.00	223,860.00	2,076.00	2.1	9,843.75	4.36
Federal Home Loan Bks - 3130ATS57 4.500 03/10/2028							
190,000.000	100.4280 @ Date Last Priced: 03/28/24	190,813.20	196,165.50	-5,352.30	1.7	8,550.00	4.48
Federal Home Loan Bks - 3130ATUR6 4.625 12/13/2024							
210,000.000	99.6090 @ Date Last Priced: 03/28/24	209,178.90	210,808.50	-1,629.60	1.9	9,712.50	4.64
U S Treasury Note - 91282CFH9 08/31/2027							
80,000.000	96.0630 @ Date Last Priced: 03/28/24	76,850.40	79,083.21	-2,232.81	0.7	2,500.00	3.25
U S Treasury Note - 91282CAM3 0.250 09/30/2025							
70,000.000	93.4490 @ Date Last Priced: 03/28/24	65,414.30	68,476.95	-3,062.65	0.6	175.00	0.27
U S Treasury Note - 91282CAT8 0.250 10/31/2025							
75,000.000	93.1480 @ Date Last Priced: 03/28/24	69,861.00	73,986.33	-4,125.33	0.6	187.50	0.27
U S Treasury Note - 91282CAZ4 0.375 11/30/2025							
70,000.000	93.0350 @ Date Last Priced: 03/28/24	65,124.50	68,744.92	-3,620.42	0.6	262.50	0.40
U S Treasury Note - 91282CCZ2 0.875 09/30/2026							
120,000.000	91.5200 @ Date Last Priced: 03/28/24	109,824.00	118,806.25	-8,982.25	1.0	1,050.00	0.96



CITY OF MENIFEE
ACCOUNT NUMBER: 6736302020

Page 11 of 40
March 1, 2024 to March 31, 2024

ASSET DETAIL (continued)

Security Description

Shares/Face Amt	Price	Market Value	Tax Cost	Unrealized Gain/Loss	Percent of Total Portfolio	Estimated Annual Income	Estimated Current Yield
U S Treasury Note - 912828YQ7 1.625 10/31/2026							
200,000.000	93.0820 @ Date Last Priced: 03/28/24	186,164.00	184,765.63	1,398.37	1.7	3,250.00	1.75
U S Treasury Note - 912828U24 2.000 11/15/2026							
220,000.000	93.8750 @ Date Last Priced: 03/28/24	206,525.00	206,860.16	-335.16	1.9	4,400.00	2.13
U S Treasury Note - 912828V98 2.250 02/15/2027							
200,000.000	94.1410 @ Date Last Priced: 03/28/24	188,282.00	188,710.94	-428.94	1.7	4,500.00	2.39
U S Treasury Note - 9128286F2 2.500 02/28/2026							
75,000.000	96.0550 @ Date Last Priced: 03/28/24	72,041.25	72,123.05	-81.80	0.7	1,875.00	2.60
U S Treasury Note - 91282CFB2 2.750 07/31/2027							
15,000.000	94.9690 @ Date Last Priced: 03/28/24	14,245.35	14,745.70	-500.35	0.1	412.50	2.90
U S Treasury Note - 9128285M8 3.125 11/15/2028							
150,000.000	95.2460 @ Date Last Priced: 03/28/24	142,869.00	143,970.70	-1,101.70	1.3	4,687.50	3.28
U S Treasury Note - 91282CEW7 3.250 06/30/2027							
215,000.000	96.5700 @ Date Last Priced: 03/28/24	207,625.50	213,216.60	-5,591.10	1.9	6,987.50	3.36
U S Treasury Note - 91282CHA2 3.500 04/30/2028							
215,000.000	97.0040 @ Date Last Priced: 03/28/24	208,558.60	210,498.44	-1,939.84	1.9	7,525.00	3.61

CITY OF MENIFEE
ACCOUNT NUMBER: 6736302020Page 12 of 40
March 1, 2024 to March 31, 2024**ASSET DETAIL (continued)****Security Description**

	Shares/Face Amt	Price	Market Value	Tax Cost	Unrealized Gain/Loss	Percent of Total Portfolio	Estimated Annual Income	Estimated Current Yield
U S Treasury Note - 91282CHE4 3.625 05/31/2028	215,000.000	97.4650 @ Date Last Priced: 03/28/24	209,549.75	211,951.37	-2,401.62	1.9	7,793.75	3.72
U S Treasury Note - 91282CJR3 3.750 12/31/2028	140,000.000	97.8670 @ Date Last Priced: 03/28/24	137,013.80	138,332.03	-1,318.23	1.2	5,250.00	3.83
U S Treasury Note - 91282CJW2 4.000 01/31/2029	175,000.000	98.9690 @ Date Last Priced: 03/28/24	173,195.75	172,573.24	622.51	1.6	7,000.00	4.04
U S Treasury Note - 91282CGA3 4.000 12/15/2025	220,000.000	98.7700 @ Date Last Priced: 03/28/24	217,294.00	220,042.97	-2,748.97	2.0	8,800.00	4.05
U S Treasury Note - 91282CHQ7 4.125 07/31/2028	190,000.000	99.3750 @ Date Last Priced: 03/28/24	188,812.50	187,209.38	1,603.12	1.7	7,837.50	4.15
U S Treasury Note - 91282CFM8 4.125 09/30/2027	200,000.000	99.2230 @ Date Last Priced: 03/28/24	198,446.00	202,359.38	-3,913.38	1.8	8,250.00	4.16
U S Treasury Note - 91282CFU0 4.125 10/31/2027	200,000.000	99.2070 @ Date Last Priced: 03/28/24	198,414.00	202,382.81	-3,968.81	1.8	8,250.00	4.16
U S Treasury Note - 91282CKD2 4.250 02/28/2029	200,000.000	100.1330 @ Date Last Priced: 03/28/24	200,266.00	200,109.38	156.62	1.8	8,500.00	4.24



CITY OF MENIFEE
ACCOUNT NUMBER: 6736302020

Page 13 of 40
March 1, 2024 to March 31, 2024

ASSET DETAIL (continued)

Security Description

Shares/Face Amt	Price	Market Value	Tax Cost	Unrealized Gain/Loss	Percent of Total Portfolio	Estimated Annual Income	Estimated Current Yield
U S Treasury Note - 91282CHX2 4.375 08/31/2028							
200,000.000	100.4100 @ Date Last Priced: 03/28/24	200,820.00	199,304.69	1,515.31	1.8	8,750.00	4.36
Total US Government Issues		\$6,937,383.31	\$7,034,345.11	-\$96,961.80	63.1	\$221,097.14	
Corporate Issues							
Ace Ina Holding - 00440EAS6 3.150 03/15/2025							
50,000.000	97.9180 @ Date Last Priced: 03/28/24	48,959.00	51,448.00	-2,489.00	0.4	1,575.00	3.22
Amazon Com Inc - 023135BX3 1.000 05/12/2026							
60,000.000	92.3430 @ Date Last Priced: 03/28/24	55,405.80	59,740.80	-4,335.00	0.5	600.00	1.08
American Honda Fin Corp - 02665WED9 Medium Term Note 4.700 01/12/2028							
130,000.000	99.5780 @ Date Last Priced: 03/28/24	129,451.40	131,033.50	-1,582.10	1.2	6,110.00	4.72
Apple Inc - 037833DN7 2.050 09/11/2026							
25,000.000	93.8670 @ Date Last Priced: 03/28/24	23,466.75	25,621.00	-2,154.25	0.2	512.50	2.18
Apple Inc - 037833BY5 3.250 02/23/2026							
100,000.000	97.1990 @ Date Last Priced: 03/28/24	97,199.00	96,949.00	250.00	0.9	3,250.00	3.34
Bank Amer Corp Sr - 06051GJD2 Medium Term Note 1.319 06/19/2026							
40,000.000	95.0560 @ Date Last Priced: 03/28/24	38,022.40	40,105.60	-2,083.20	0.3	527.60	1.39

CITY OF MENIFEE
ACCOUNT NUMBER: 6736302020Page 14 of 40
March 1, 2024 to March 31, 2024**ASSET DETAIL (continued)****Security Description**

	Shares/Face Amt	Price	Market Value	Tax Cost	Unrealized Gain/Loss	Percent of Total Portfolio	Estimated Annual Income	Estimated Current Yield
Bank America Corp - 06051GLE7 Medium Term Note 5.080 01/20/2027	30,000.000	99.4960 @ Date Last Priced: 03/28/24	29,848.80	30,000.00	-151.20	0.3	1,524.00	5.11
Bank Of America Corp - 06051GHT9 Medium Term Note 3.559 04/23/2027	25,000.000	96.4920 @ Date Last Priced: 03/28/24	24,123.00	24,223.45	-100.45	0.2	889.75	3.69
Bank Of America Corp - 06051GGF0 Medium Term Note 3.824 01/20/2028	75,000.000	96.3160 @ Date Last Priced: 03/28/24	72,237.00	71,563.50	673.50	0.7	2,868.00	3.97
Berkshire Hathaway Fin - 084664CZ2 2.300 03/15/2027	45,000.000	94.1650 @ Date Last Priced: 03/28/24	42,374.25	44,991.45	-2,617.20	0.4	1,035.00	2.44
Bmw Veh Owner Tr - 05602RAD3 A B S Ser 2022 A CI A 3 08/25/2026 Var	11,913.820	98.4840 @ Date Last Priced: 03/28/24	11,733.21	11,913.20	-179.99	0.1	382.43	3.26
Bmw Vehicle Lease - 05593AAC3 A B S Ser 2023 1 CI A 3 5.160 11/25/2025	110,000.000	99.7650 @ Date Last Priced: 03/28/24	109,741.50	110,198.98	-457.48	1.0	5,676.00	5.17
Caterpillar Finl Service - 14913Q3B3 Medium Term Note 2.150 11/08/2024	45,000.000	98.0850 @ Date Last Priced: 03/28/24	44,138.25	45,481.50	-1,343.25	0.4	967.50	2.19



CITY OF MENIFEE
ACCOUNT NUMBER: 6736302020

Page 15 of 40
March 1, 2024 to March 31, 2024

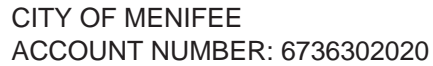
ASSET DETAIL (continued)

Security Description

Shares/Face Amt	Price	Market Value	Tax Cost	Unrealized Gain/Loss	Percent of Total Portfolio	Estimated Annual Income	Estimated Current Yield
Caterpillar Finl Svcs - 14913R3B1 Medium Term Note 4.800 01/06/2026							
80,000.000	99.8160 @ Date Last Priced: 03/28/24	79,852.80	79,988.80	-136.00	0.7	3,840.00	4.81
Charles Schwab Corp - 808513BY0 2.450 03/03/2027							
25,000.000	93.1890 @ Date Last Priced: 03/28/24	23,297.25	24,991.70	-1,694.45	0.2	612.50	2.63
Charles Schwab Corp - 808513AU9 3.200 01/25/2028							
85,000.000	93.8870 @ Date Last Priced: 03/28/24	79,803.95	80,783.15	-979.20	0.7	2,720.00	3.41
Costco Wholesale Corp - 22160KAM7 3.000 05/18/2027							
20,000.000	95.6650 @ Date Last Priced: 03/28/24	19,133.00	19,535.80	-402.80	0.2	600.00	3.14
Deere John Capital Corp - 24422EWJ4 Medium Term Note 4.050 09/08/2025							
70,000.000	98.6020 @ Date Last Priced: 03/28/24	69,021.40	69,267.10	-245.70	0.6	2,835.00	4.11
Duke Energy Carolinas - 26442CAS3 2.950 12/01/2026							
35,000.000	95.3200 @ Date Last Priced: 03/28/24	33,362.00	36,755.95	-3,393.95	0.3	1,032.50	3.09
Gm Fin Auto Lsng Tr - 36265MAC9 A B S Ser 2022 1 Cl A 3 1.900 03/20/2025							
3,466.970	99.7570 @ Date Last Priced: 03/28/24	3,458.55	3,466.94	-8.39	0.0	65.87	1.90

CITY OF MENIFEE
ACCOUNT NUMBER: 6736302020Page 16 of 40
March 1, 2024 to March 31, 2024**ASSET DETAIL (continued)****Security Description**

	Shares/Face Amt	Price	Market Value	Tax Cost	Unrealized Gain/Loss	Percent of Total Portfolio	Estimated Annual Income	Estimated Current Yield
Gm Fin Cons Auto Rec - 380146AC4 A B S Ser 2022 1 CI A3 1.260 11/16/2026	6,866.240	97.5420 @ Date Last Priced: 03/28/24	6,697.47	6,865.63	-168.16	0.1	86.51	1.29
Gm Fin Cons Auto Rec Tr - 362554AC1 A B S Ser 2021 4 CI A 3 0.680 09/16/2026	5,842.130	97.1040 @ Date Last Priced: 03/28/24	5,672.94	5,841.97	-169.03	0.1	39.73	0.70
Honda Auto Rec Ownr Tr - 43815BAC4 A B S Ser 2022 1 CI A 3 1.880 05/15/2026	75,389.100	97.6760 @ Date Last Priced: 03/28/24	73,637.06	72,517.77	1,119.29	0.7	1,417.32	1.92
Honda Auto Rec Ownr Tr 2021 4 - 43815GAC3 A B S Ser 2021 4 CI A3 01/21/2026 Var	5,433.480	97.5630 @ Date Last Priced: 03/28/24	5,301.07	5,432.33	-131.26	0.0	47.81	0.90
Honda Auto Receivables - 43813GAC5 A B S Ser 2021 1 CI A3 0.270 04/21/2025	1,305.000	99.4280 @ Date Last Priced: 03/28/24	1,297.54	1,304.97	-7.43	0.0	3.52	0.27
Honeywell International - 438516BL9 2.500 11/01/2026	140,000.000	94.4880 @ Date Last Priced: 03/28/24	132,283.20	131,150.60	1,132.60	1.2	3,500.00	2.65
Hyundai Auto Rec Tr - 44935FAD6 A B S Ser 2021 C CI A3 0.740 05/15/2026	10,643.980	97.7690 @ Date Last Priced: 03/28/24	10,406.51	10,491.44	-84.93	0.1	78.77	0.76



Security Description

Security Description	Shares/Face Amt	Price	Market Value	Tax Cost	Unrealized Gain/Loss	Percent of Total Portfolio	Estimated Annual Income	Estimated Current Yield
Hyundai Auto Rec Tr - 448977AD0 A B S Ser 2022 A Cl A3 10/15/2026 Var	20,023.060	97.8500 @ Date Last Priced: 03/28/24	19,592.56	20,022.29	-429.73	0.2	444.51	2.27
John Deere Own - 47789QAC4 A B S Ser 2021 B Cl A 3 03/16/2026 Var	6,719.320	97.6450 @ Date Last Priced: 03/28/24	6,561.08	6,718.72	-157.64	0.1	34.94	0.53
John Deere Owner - 47800BAC2 A B S Ser 2022 C Cl A 3 5.090 06/15/2027	25,000.000	99.6470 @ Date Last Priced: 03/28/24	24,911.75	24,998.06	-86.31	0.2	1,272.50	5.11
John Deere Owner Tr - 47787JAC2 A B S Ser 2022 Cl A 3 09/15/2026 Var	6,943.490	97.9000 @ Date Last Priced: 03/28/24	6,797.68	6,941.96	-144.28	0.1	161.09	2.37
John Deere Owner Trust - 47800CAC0 A B S Ser 2023 A Cl A3 5.010 11/15/2027	20,000.000	99.7070 @ Date Last Priced: 03/28/24	19,941.40	19,996.36	-54.96	0.2	1,002.00	5.02
John Deere Ownr Tr - 47800AAC4 A B S Ser 2022 B Cl A3 02/16/2027 Var	15,000.000	98.5360 @ Date Last Priced: 03/28/24	14,780.40	14,998.57	-218.17	0.1	561.00	3.80
Jpmorgan Chase Co - 46625HRY8 02/01/2028 Var	70,000.000	96.3040 @ Date Last Priced: 03/28/24	67,412.80	67,053.70	359.10	0.6	2,647.40	3.93

CITY OF MENIFEE
ACCOUNT NUMBER: 6736302020Page 18 of 40
March 1, 2024 to March 31, 2024**ASSET DETAIL (continued)****Security Description**

	Shares/Face Amt	Price	Market Value	Tax Cost	Unrealized Gain/Loss	Percent of Total Portfolio	Estimated Annual Income	Estimated Current Yield
Jpmorgan Chase Co - 46647PCH7 0.824 06/01/2025	40,000.000	99.1350 @ Date Last Priced: 03/28/24	39,654.00	40,048.60	-394.60	0.4	329.60	0.83
Jpmorgan Chase Co - 46647PCK0 0.969 06/23/2025	20,000.000	98.8390 @ Date Last Priced: 03/28/24	19,767.80	20,015.45	-247.65	0.2	193.80	0.98
Jpmorgan Chase Co - 46647PBK1 2.083 04/22/2026	12,000.000	96.3560 @ Date Last Priced: 03/28/24	11,562.72	12,447.96	-885.24	0.1	249.96	2.16
Mastercard Inc - 57636QAN4 2.000 03/03/2025	35,000.000	97.1090 @ Date Last Priced: 03/28/24	33,988.15	36,067.15	-2,079.00	0.3	700.00	2.06
Mercedes Benz Auto - 58770AAC7 A B S Ser 2023 1 CI A3 4.510 11/15/2027	35,000.000	99.0470 @ Date Last Priced: 03/28/24	34,666.45	34,995.80	-329.35	0.3	1,578.50	4.55
Merck Co Inc - 58933YBH7 4.050 05/17/2028	130,000.000	98.3010 @ Date Last Priced: 03/28/24	127,791.30	130,394.70	-2,603.40	1.2	5,265.00	4.12
Microsoft Corp - 594918BJ2 3.125 11/03/2025	125,000.000	97.4010 @ Date Last Priced: 03/28/24	121,751.25	120,882.50	868.75	1.1	3,906.25	3.21
Morgan Stanley - 61747YEZ4 Medium Term Note 5.050 01/28/2027	100,000.000	99.6150 @ Date Last Priced: 03/28/24	99,615.00	100,170.55	-555.55	0.9	5,050.00	5.07



CITY OF MENIFEE
ACCOUNT NUMBER: 6736302020

Page 19 of 40
March 1, 2024 to March 31, 2024

ASSET DETAIL (continued)

Security Description

Shares/Face Amt	Price	Market Value	Tax Cost	Unrealized Gain/Loss	Percent of Total Portfolio	Estimated Annual Income	Estimated Current Yield
Morgan Stanley Fr - 6174468Q5 Medium Term Note 2.188 04/28/2026							
35,000.000	96.4750 @ Date Last Priced: 03/28/24	33,766.25	33,013.20	753.05	0.3	765.80	2.27
National Rural Utils Coop Fin - 63743HFE7 Medium Term Note 3.450 06/15/2025							
10,000.000	97.8720 @ Date Last Priced: 03/28/24	9,787.20	9,997.30	-210.10	0.1	345.00	3.52
National Rural Utils Corp Fin - 63743HFH0 Medium Term Note 4.450 03/13/2026							
70,000.000	98.9240 @ Date Last Priced: 03/28/24	69,246.80	69,950.30	-703.50	0.6	3,115.00	4.50
Northern Tr Corp Sr Nt - 665859AW4 4.000 05/10/2027							
15,000.000	97.4240 @ Date Last Priced: 03/28/24	14,613.60	14,975.70	-362.10	0.1	600.00	4.11
Paccar Financial Corp - 69371RR73 Medium Term Note 2.850 04/07/2025							
35,000.000	97.7120 @ Date Last Priced: 03/28/24	34,199.20	34,990.90	-791.70	0.3	997.50	2.92
Paccar Financial Corp - 69371RS31 Medium Term Note 4.600 01/10/2028							
100,000.000	99.5740 @ Date Last Priced: 03/28/24	99,574.00	99,515.00	59.00	0.9	4,600.00	4.62
Pepsico Inc - 713448CT3 2.750 04/30/2025							
130,000.000	97.5060 @ Date Last Priced: 03/28/24	126,757.80	124,989.80	1,768.00	1.2	3,575.00	2.82



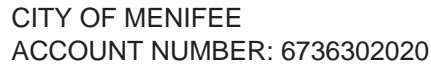
CITY OF MENIFEE
ACCOUNT NUMBER: 6736302020

Page 20 of 40
March 1, 2024 to March 31, 2024

ASSET DETAIL (continued)

Security Description

Shares/Face Amt	Price	Market Value	Tax Cost	Unrealized Gain/Loss	Percent of Total Portfolio	Estimated Annual Income	Estimated Current Yield
Pnc Financial Services - 693475BL8 4.758 01/26/2027							
135,000.000	99.0650 @ Date Last Priced: 03/28/24	133,737.75	134,947.35	-1,209.60	1.2	6,423.30	4.80
Reality Income Corp - 756109AV6 3.875 04/15/2025							
20,000.000	98.4600 @ Date Last Priced: 03/28/24	19,692.00	19,714.00	-22.00	0.2	775.00	3.94
Realty Income Corp - 756109BG8 3.950 08/15/2027							
100,000.000	96.9140 @ Date Last Priced: 03/28/24	96,914.00	97,097.00	-183.00	0.9	3,950.00	4.08
Salesforce Com Inc - 79466LAG9 0.625 07/15/2024							
40,000.000	98.6120 @ Date Last Priced: 03/28/24	39,444.80	39,628.55	-183.75	0.4	250.00	0.63
State Str Corp Sr Nt - 857477CL5 4.993 03/18/2027							
125,000.000	100.1940 @ Date Last Priced: 03/28/24	125,242.50	125,000.00	242.50	1.1	6,241.25	4.98
Target Corp - 87612EBM7 1.950 01/15/2027							
20,000.000	92.9530 @ Date Last Priced: 03/28/24	18,590.60	19,966.00	-1,375.40	0.2	390.00	2.10
Toronto Dominion Bank - 89115A2C5 Medium Term Note 4.108 06/08/2027							
40,000.000	97.3410 @ Date Last Priced: 03/28/24	38,936.40	39,866.00	-929.60	0.4	1,643.20	4.22
Toyota Auto Rec Own Tr - 89238JAC9 A B S Ser 2021 D Cl A 3 04/15/2026 Var							
41,915.100	97.4400 @ Date Last Priced: 03/28/24	40,842.07	39,473.88	1,368.19	0.4	297.60	0.73



Security Description	Shares/Face Amt	Price	Market Value	Tax Cost	Unrealized Gain/Loss	Percent of Total Portfolio	Estimated Annual Income	Estimated Current Yield
Toyota Auto Rec Own Tr - 89231CAD9 A B S Ser 2022 C Cl A 3 3.760 04/15/2027	25,000.000	98.3090 @ Date Last Priced: 03/28/24	24,577.25	24,583.98	-6.73	0.2	940.00	3.82
Toyota Auto Recv Tr - 89240BAC2 A B S Ser 2021 A Cl A3 05/15/2025 Var	2,467.160	99.4900 @ Date Last Priced: 03/28/24	2,454.58	2,466.70	-12.12	0.0	6.41	0.26
Toyota Mtr Cr Corp - 89236TJK2 Medium Term Note 1.125 06/18/2026	40,000.000	92.0430 @ Date Last Priced: 03/28/24	36,817.20	39,982.40	-3,165.20	0.3	450.00	1.22
Toyota Mtr Cr Corp - 89236TJT3 Medium Term Note 1.450 01/13/2025	30,000.000	97.0520 @ Date Last Priced: 03/28/24	29,115.60	29,959.80	-844.20	0.3	435.00	1.49
Toyota Mtr Cr Corp - 89236TKQ7 Medium Term Note 4.625 01/12/2028	80,000.000	99.5990 @ Date Last Priced: 03/28/24	79,679.20	79,947.20	-268.00	0.7	3,700.00	4.64
Truist Finl Corp - 89788MAA0 Medium Term Note 1.200 08/05/2025	30,000.000	94.5300 @ Date Last Priced: 03/28/24	28,359.00	29,341.20	-982.20	0.3	360.00	1.27
Unitedhealth Group Inc - 91324PEC2 1.150 05/15/2026	40,000.000	92.4950 @ Date Last Priced: 03/28/24	36,998.00	39,563.60	-2,565.60	0.3	460.00	1.24



CITY OF MENIFEE
ACCOUNT NUMBER: 6736302020

Page 22 of 40
March 1, 2024 to March 31, 2024

ASSET DETAIL (continued)

Security Description

Shares/Face Amt	Price	Market Value	Tax Cost	Unrealized Gain/Loss	Percent of Total Portfolio	Estimated Annual Income	Estimated Current Yield
Verizon Master Trust - 92348KAA1 A B S Ser 2021 1 Cl A 0.500 05/20/2027							
100,000.000	99.2800 @ Date Last Priced: 03/28/24	99,280.00	93,609.37	5,670.63	0.9	500.00	0.50
Walmart Inc - 931142ER0 1.050 09/17/2026							
10,000.000	91.6750 @ Date Last Priced: 03/28/24	9,167.50	9,981.10	-813.60	0.1	105.00	1.14
Total Corporate Issues		\$3,166,512.74	\$3,199,976.83	-\$33,464.09	28.8	\$107,118.92	

Foreign Issues

Bank Montreal Que - 06368D3S1 Medium Term Note 3.700 06/07/2025							
75,000.000	98.1120 @ Date Last Priced: 03/28/24	73,584.00	73,120.50	463.50	0.7	2,775.00	3.77
Bank Of Montreal - 06368FAC3 Medium Term Note 1.250 09/15/2026							
40,000.000	91.2270 @ Date Last Priced: 03/28/24	36,490.80	39,951.60	-3,460.80	0.3	500.00	1.37
Inter American Devel Bk - 4581X0DC9 3.125 09/18/2028							
120,000.000	94.9650 @ Date Last Priced: 03/28/24	113,958.00	112,706.40	1,251.60	1.0	3,750.00	3.29
Inter American Devel Bk - 4581X0DV7 Medium Term Note 0.875 04/20/2026							
75,000.000	92.5840 @ Date Last Priced: 03/28/24	69,438.00	74,656.50	-5,218.50	0.6	656.25	0.94



CITY OF MENIFEE
ACCOUNT NUMBER: 6736302020

Page 23 of 40
March 1, 2024 to March 31, 2024

ASSET DETAIL (continued)

Security Description

Shares/Face Amt	Price	Market Value	Tax Cost	Unrealized Gain/Loss	Percent of Total Portfolio	Estimated Annual Income	Estimated Current Yield
Inter American Devel Bk - 4581X0EN4 Medium Term Note 4.125 02/15/2029							
135,000.000	99.0400 @ Date Last Priced: 03/28/24	133,704.00	133,801.20	-97.20	1.2	5,568.75	4.16
International Bank M T N - 459058JL8 0.500 10/28/2025							
75,000.000	93.5330 @ Date Last Priced: 03/28/24	70,149.75	74,670.05	-4,520.30	0.6	375.00	0.53
International Finance Corp - 45950KDD9 Medium Term Note 4.500 07/13/2028							
100,000.000	100.5390 @ Date Last Priced: 03/28/24	100,539.00	99,889.00	650.00	0.9	4,500.00	4.48
Royal Bank Of Canada - 78013XZU5 Medium Term Note 2.550 7/16/2024							
40,000.000	99.1420 @ Date Last Priced: 03/28/24	39,656.80	40,598.00	-941.20	0.4	1,020.00	2.57
Royal Bk Cda - 78016EZ59 Medium Term Note 3.375 04/14/2025							
20,000.000	98.0390 @ Date Last Priced: 03/28/24	19,607.80	19,992.60	-384.80	0.2	675.00	3.44
Royal Bk Cda - 78016FZW7 Medium Term Note 4.900 01/12/2028							
80,000.000	100.0180 @ Date Last Priced: 03/28/24	80,014.40	79,957.60	56.80	0.7	3,920.00	4.90



CITY OF MENIFEE
ACCOUNT NUMBER: 6736302020

Page 24 of 40
March 1, 2024 to March 31, 2024



ASSET DETAIL (continued)

Security Description

Shares/Face Amt	Price	Market Value	Tax Cost	Unrealized Gain/Loss	Percent of Total Portfolio	Estimated Annual Income	Estimated Current Yield
Toronto Dominion Bank - 89115A2K7 Medium Term Note 5.103 01/09/2026							
80,000.000	100.1730 @ Date Last Priced: 03/28/24	80,138.40	79,890.40	248.00	0.7	4,082.40	5.09
Total Foreign Issues		\$817,280.95	\$829,233.85	-\$11,952.90	7.4	\$27,822.40	
Total Taxable Bonds		\$10,921,177.00	\$11,063,555.79	-\$142,378.79	99.4	\$356,038.46	
Total Assets		\$10,987,225.96	\$11,129,604.75	-\$142,378.79	100.0	\$359,465.49	
Estimated Current Yield							3.27

ASSET DETAIL MESSAGES

Time of trade execution and trading party (if not disclosed) will be provided upon request.

Publicly traded assets are valued in accordance with market quotations or valuation methodologies from financial industry services believed by us to be reliable. Assets that are not publicly traded may be reflected at values from other external sources. Assets for which a current value is not available may be reflected at a previous value or as not valued, at par value, or at a nominal value. Values shown do not necessarily reflect prices at which assets could be bought or sold. Values are updated based on internal policy and may be updated less frequently than statement generation.

Estimated Current Yield and Estimated Annual Income are estimates provided for informational purposes only and should not be relied on for making investment, trading, or tax decisions. The estimates may not represent the actual value earned by your investments and they provide no guarantee of what your investments may earn in the future.

@ No current price is available.



CITY OF MENIFEE
ACCOUNT NUMBER: 6736302020

Page 25 of 40
March 1, 2024 to March 31, 2024

TRANSACTION DETAIL

Date Posted	Activity	Description	Cash	Tax Cost
Beginning Balance 03/01/2024			\$0.00	\$11,102,335.94
03/01/24	Asset Income	Interest Earned On Federated Hermes Govt Obligs Is Interest From 2/1/24 To 2/29/24	374.04	
03/04/24	Asset Income	Interest Earned On Charles Schwab Corp 2.450% 3/03/27 0.01225 USD/\$1 Pv On 25,000 Par Value Due 3/3/24	306.25	
03/04/24	Asset Income	Interest Earned On Mastercard Inc 2.000% 3/03/25 0.01 USD/\$1 Pv On 35,000 Par Value Due 3/3/24	350.00	
03/08/24	Asset Income	Interest Earned On Deere John Mtn 4.050% 9/08/25 0.02025 USD/\$1 Pv On 70,000 Par Value Due 3/8/24	1,417.50	
03/08/24	Asset Income	Interest Earned On F H L B Deb 4.375% 9/08/28 0.026007 USD/\$1 Pv On 225,000 Par Value Due 3/8/24	5,851.56	
03/11/24	Asset Income	Interest Earned On F H L B Deb 4.500% 3/10/28 0.0225 USD/\$1 Pv On 190,000 Par Value Due 3/10/24	4,275.00	
03/11/24	Asset Income	Interest Earned On Apple Inc 2.050% 9/11/26 0.01025 USD/\$1 Pv On 25,000 Par Value Due 3/11/24	256.25	
03/13/24	Asset Income	Interest Earned On National Rural Mtn 4.450% 3/13/26 0.02225 USD/\$1 Pv On 70,000 Par Value Due 3/13/24	1,557.50	
03/14/24	Asset Income	Interest Earned On F H L B Deb 2.375% 3/14/25 0.011875 USD/\$1 Pv On 35,000 Par Value Due 3/14/24	415.63	
03/15/24	Asset Income	Interest Earned On Honda Auto Rec Own 1.880% 5/15/26 \$0.00157/Pv On 81,094.67 Pv Due 3/15/24	127.05	
03/15/24	Sale	Paid Down 5,705.57 Par Value Of Honda Auto Rec Own 1.880% 5/15/26 Trade Date 3/15/24	5,705.57	-5,488.26



CITY OF MENIFEE
ACCOUNT NUMBER: 6736302020

Page 26 of 40
March 1, 2024 to March 31, 2024

TRANSACTION DETAIL (continued)

Date Posted	Activity	Description	Cash	Tax Cost
03/15/24	Asset Income	Interest Earned On Hyundai Auto Rec 2.220% 10/15/26 \$0.00185/Pv On 21,403.31 Pv Due 3/15/24	39.60	
03/15/24	Sale	Paid Down 1,380.25 Par Value Of Hyundai Auto Rec 2.220% 10/15/26 Trade Date 3/15/24	1,380.25	-1,380.20
03/15/24	Asset Income	Interest Earned On Hyundai Auto Rec Tr 0.740% 5/15/26 \$0.00062/Pv On 11,670.18 Pv Due 3/15/24	7.20	
03/15/24	Sale	Paid Down 1,026.2 Par Value Of Hyundai Auto Rec Tr 0.740% 5/15/26 Trade Date 3/15/24	1,026.20	-1,011.50
03/15/24	Asset Income	Interest Earned On John Deere Owner 2.320% 9/15/26 \$0.00193/Pv On 7,308.45 Pv Due 3/15/24	14.13	
03/15/24	Sale	Paid Down 364.96 Par Value Of John Deere Owner 2.320% 9/15/26 Trade Date 3/15/24	364.96	-364.88
03/15/24	Asset Income	Interest Earned On John Deere Own 0.520% 3/16/26 \$0.00043/Pv On 7,390.34 Pv Due 3/15/24	3.20	
03/15/24	Sale	Paid Down 671.02 Par Value Of John Deere Own 0.520% 3/16/26 Trade Date 3/15/24	671.02	-670.96
03/15/24	Asset Income	Interest Earned On John Deere Ownr Tr 3.740% 2/16/27 \$0.00312/Pv On 15,000.00 Pv Due 3/15/24	46.75	
03/15/24	Asset Income	Interest Earned On John Deere Owner 5.090% 6/15/27 \$0.00424/Pv On 25,000.00 Pv Due 3/15/24	106.04	
03/15/24	Asset Income	Interest Earned On John Deere Owner 5.010% 11/15/27 \$0.00418/Pv On 20,000.00 Pv Due 3/15/24	83.50	



CITY OF MENIFEE
ACCOUNT NUMBER: 6736302020

Page 27 of 40
March 1, 2024 to March 31, 2024

TRANSACTION DETAIL (continued)

Date Posted	Activity	Description	Cash	Tax Cost
03/15/24	Asset Income	Interest Earned On Mercedes Benz Auto 4.510% 11/15/27 \$0.00376/Pv On 35,000.00 Pv Due 3/15/24	131.54	
03/15/24	Asset Income	Interest Earned On Toyota Auto Rec 3.760% 4/15/27 \$0.00313/Pv On 25,000.00 Pv Due 3/15/24	78.33	
03/15/24	Asset Income	Interest Earned On Toyota Auto Rec 0.710% 4/15/26 \$0.00059/Pv On 45,558.23 Pv Due 3/15/24	26.96	
03/15/24	Sale	Paid Down 3,643.13 Par Value Of Toyota Auto Rec 0.710% 4/15/26 Trade Date 3/15/24	3,643.13	-3,430.95
03/15/24	Asset Income	Interest Earned On Toyota Auto Recv 0.260% 5/15/25 \$0.00022/Pv On 3,592.31 Pv Due 3/15/24	0.78	
03/15/24	Sale	Paid Down 1,125.15 Par Value Of Toyota Auto Recv 0.260% 5/15/25 Trade Date 3/15/24	1,125.15	-1,124.94
03/15/24	Asset Income	Interest Earned On Ace Ina Holding 3.150% 3/15/25 0.01575 USD/\$1 Pv On 50,000 Par Value Due 3/15/24	787.50	
03/15/24	Asset Income	Interest Earned On Bank Of Montreal Mtn 1.250% 9/15/26 0.00625 USD/\$1 Pv On 40,000 Par Value Due 3/15/24	250.00	
03/15/24	Asset Income	Interest Earned On Berkshire Hathaway 2.300% 3/15/27 0.0115 USD/\$1 Pv On 45,000 Par Value Due 3/15/24	517.50	
03/18/24	Asset Income	Interest Earned On Gm Fin Cons Auto 0.680% 9/16/26 \$0.00057/Pv On 6,297.48 Pv Due 3/16/24	3.57	
03/18/24	Sale	Paid Down 455.35 Par Value Of Gm Fin Cons Auto 0.680% 9/16/26 Trade Date 3/16/24	455.35	-455.34

CITY OF MENIFEE
ACCOUNT NUMBER: 6736302020Page 28 of 40
March 1, 2024 to March 31, 2024**TRANSACTION DETAIL (continued)**

Date Posted	Activity	Description	Cash	Tax Cost
03/18/24	Asset Income	Interest Earned On Gm Fin Cons Auto 1.260% 11/16/26 \$0.00105/Pv On 7,353.89 Pv Due 3/16/24	7.72	
03/18/24	Sale	Paid Down 487.65 Par Value Of Gm Fin Cons Auto 1.260% 11/16/26 Trade Date 3/16/24	487.65	-487.61
03/18/24	Purchase	Purchased 125,000 Par Value Of State Str Corp Sr 4.993% 3/18/27 Trade Date 3/13/24 Purchased Through Morgan Stanley & Co. LLC Purchased On The OTC Bulletin Board Swift External Ref#: 8407303133443465 125,000 Par Value At 100 %	-125,000.00	125,000.00
03/18/24	Sale	Matured 20,000 Par Value Of Schwab Charles 0.750% 3/18/24 Trade Date 3/18/24 20,000 Par Value At 100 %	20,000.00	-19,990.00
03/18/24	Asset Income	Interest Earned On Walmart Inc 1.050% 9/17/26 0.00525 USD/\$1 Pv On 10,000 Par Value Due 3/17/24	52.50	
03/18/24	Asset Income	Interest Earned On Inter Amer Dev Bk 3.125% 9/18/28 0.015625 USD/\$1 Pv On 120,000 Par Value Due 3/18/24	1,875.00	
03/18/24	Asset Income	Interest Earned On Schwab Charles 0.750% 3/18/24 0.00375 USD/\$1 Pv On 20,000 Par Value Due 3/18/24	75.00	
03/18/24	Sale	Sold 75,000 Par Value Of U S Treasury Nt 2.750% 5/15/25 Trade Date 3/18/24 Sold Through J.P. Morgan Securities LLC Sold On The Off-Exchange Transactions - Li Swift External Ref#: 8407803133458290 75,000 Par Value At 97.47656 %	73,107.42	-72,902.34
03/18/24	Sell Accrued Interest	Received Accrued Interest On Sale Of U S Treasury Nt 2.750% 5/15/25 Income Credit 702.61 USD	702.61	



CITY OF MENIFEE
ACCOUNT NUMBER: 6736302020

Page 29 of 40
March 1, 2024 to March 31, 2024

TRANSACTION DETAIL (continued)

Date Posted	Activity	Description	Cash	Tax Cost
03/20/24	Asset Income	Interest Earned On Gm Fin Auto Lsng Tr 1.900% 3/20/25 \$0.00158/Pv On 6,659.33 Pv Due 3/20/24	10.54	
03/20/24	Sale	Paid Down 3,192.36 Par Value Of Gm Fin Auto Lsng Tr 1.900% 3/20/25 Trade Date 3/20/24	3,192.36	-3,192.33
03/20/24	Asset Income	Interest Earned On Verizon Master 0.500% 5/20/27 \$0.00042/Pv On 100,000.00 Pv Due 3/20/24	41.67	
03/21/24	Asset Income	Interest Earned On Honda Auto 0.270% 4/21/25 \$0.00023/Pv On 1,960.76 Pv Due 3/21/24	0.44	
03/21/24	Sale	Paid Down 655.76 Par Value Of Honda Auto 0.270% 4/21/25 Trade Date 3/21/24	655.76	-655.75
03/21/24	Asset Income	Interest Earned On Honda Auto Rec 0.880% 1/21/26 \$0.00073/Pv On 5,928.67 Pv Due 3/21/24	4.35	
03/21/24	Sale	Paid Down 495.19 Par Value Of Honda Auto Rec 0.880% 1/21/26 Trade Date 3/21/24	495.19	-495.09
03/22/24	Asset Income	Interest Earned On F F C B Deb 4.500% 9/22/28 0.0225 USD/\$1 Pv On 95,000 Par Value Due 3/22/24	2,137.50	
03/25/24	Asset Income	Interest Earned On F H L M C Mltcl Mt 3.187% 9/25/27 \$0.00266/Pv On 100,000.00 Pv Due 3/25/24	265.58	
03/25/24	Asset Income	Interest Earned On F H L M C Mltcl Mtg 3.241% 9/25/24 \$0.00270/Pv On 15,000.00 Pv Due 3/25/24	40.51	
03/25/24	Asset Income	Interest Earned On F H L B Gtd Remic 3.171% 10/25/24 \$0.00264/Pv On 34,472.42 Pv Due 3/25/24	91.09	

CITY OF MENIFEE
ACCOUNT NUMBER: 6736302020Page 30 of 40
March 1, 2024 to March 31, 2024**TRANSACTION DETAIL (continued)**

Date Posted	Activity	Description	Cash	Tax Cost
03/25/24	Sale	Paid Down 85.62 Par Value Of F H L B Gtd Remic 3.171% 10/25/24 Trade Date 3/25/24	85.62	-92.10
03/25/24	Asset Income	Interest Earned On F H L M C Mltcl Mtg 2.670% 12/25/24 \$0.00223/Pv On 15,000.00 Pv Due 3/25/24	33.38	
03/25/24	Asset Income	Interest Earned On F H L M C Mltcl Mt 3.284% 6/25/25 \$0.00274/Pv On 60,000.00 Pv Due 3/25/24	164.20	
03/25/24	Asset Income	Interest Earned On F H L M C Mltcl Mt 3.334% 8/25/25 \$0.00278/Pv On 25,000.00 Pv Due 3/25/24	69.46	
03/25/24	Asset Income	Interest Earned On F H L M C Mltcl Mtg 2.995% 12/25/25 \$0.00250/Pv On 125,000.00 Pv Due 3/25/24	311.98	
03/25/24	Asset Income	Interest Earned On F H L M C Mltcl Mtg 2.745% 1/25/26 \$0.00229/Pv On 70,000.00 Pv Due 3/25/24	160.13	
03/25/24	Asset Income	Interest Earned On F H L M C Mltcl Mtg 2.525% 5/25/26 \$0.00210/Pv On 120,000.00 Pv Due 3/25/24	252.50	
03/25/24	Asset Income	Interest Earned On F H L M C Mltcl Mt 2.653% 8/25/26 \$0.00221/Pv On 125,000.00 Pv Due 3/25/24	276.35	
03/25/24	Asset Income	Interest Earned On F H L M C Mltcl Mtg 3.413% 12/25/26 \$0.00284/Pv On 70,000.00 Pv Due 3/25/24	199.09	
03/25/24	Asset Income	Interest Earned On F H L M C Mltcl Mt 3.430% 1/25/27 \$0.00286/Pv On 70,000.00 Pv Due 3/25/24	200.08	
03/25/24	Asset Income	Interest Earned On F H L M C Mltcl Mt 3.064% 8/25/24 \$0.00255/Pv On 16,911.10 Pv Due 3/25/24	43.18	



CITY OF MENIFEE
ACCOUNT NUMBER: 6736302020

Page 31 of 40
March 1, 2024 to March 31, 2024

TRANSACTION DETAIL (continued)

Date Posted	Activity	Description	Cash	Tax Cost
03/25/24	Sale	Paid Down 32.01 Par Value Of F H L M C Mltcl Mt 3.064% 8/25/24 Trade Date 3/25/24	32.01	-32.57
03/25/24	Asset Income	Interest Earned On F H L M C Mltcl Mt 3.303% 11/25/27 \$0.00275/Pv On 30,000.00 Pv Due 3/25/24	82.58	
03/25/24	Asset Income	Interest Earned On F H L M C Mltcl Mtg 2.031% 9/25/28 \$0.00169/Pv On 135,000.00 Pv Due 3/25/24	228.49	
03/25/24	Sale	Paid Down 639.87 Par Value Of Bmw Vehicle Lease 1.100% 3/25/25 Cmo Final Paydown	639.87	-639.77
03/25/24	Asset Income	Interest Earned On F H L M C Mltcl Mtg 3.329% 5/25/25 0.002774 USD/\$1 Pv On 35,000 Par Value Due 3/25/24	97.10	
03/25/24	Asset Income	Interest Earned On Bmw Vehicle Lease 5.160% 11/25/25 \$0.00430/Pv On 110,000.00 Pv Due 3/25/24	473.00	
03/25/24	Asset Income	Interest Earned On Bmw Vehicle Lease 1.100% 3/25/25 \$0.00092/Pv On 639.87 Pv Due 3/25/24	0.59	
03/25/24	Asset Income	Interest Earned On Bmw Veh Owner Tr 3.210% 8/25/26 \$0.00268/Pv On 12,780.40 Pv Due 3/25/24	34.19	
03/25/24	Sale	Paid Down 866.58 Par Value Of Bmw Veh Owner Tr 3.210% 8/25/26 Trade Date 3/25/24	866.58	-866.54
03/25/24	Asset Income	Interest Earned On F H L M C Mltcl Mt 2.525% 10/25/26 \$0.00210/Pv On 125,000.00 Pv Due 3/25/24	263.02	
03/25/24	Asset Income	Interest Earned On F H L M C M T N 0.375% 9/23/25 0.001875 USD/\$1 Pv On 75,000 Par Value Due 3/23/24	140.63	



CITY OF MENIFEE
ACCOUNT NUMBER: 6736302020

Page 32 of 40
March 1, 2024 to March 31, 2024

TRANSACTION DETAIL (continued)

Date Posted	Activity	Description	Cash	Tax Cost
03/26/24	Purchase	Purchased 200,000 Par Value Of U S Treasury Nt 4.250% 2/28/29 Trade Date 3/25/24 Purchased Through J.P. Morgan Securities LLC Purchased On The Off-Exchange Transactions - Li Swift External Ref#: 8408503133470900 200,000 Par Value At 100.05469 %	-200,109.38	200,109.38
03/26/24	Purchase Accrued Interest	Paid Accrued Interest On Purchase Of U S Treasury Nt 4.250% 2/28/29 Income Debit 600.54- USD	-600.54	
03/26/24	Sale	Sold 220,000 Par Value Of U S Treasury Nt 3.000% 7/15/25 Trade Date 3/25/24 Sold Through J.P. Morgan Securities LLC Sold On The Off-Exchange Transactions - Li Swift External Ref#: 8408503133470668 220,000 Par Value At 97.6875 %	214,912.50	-214,345.31
03/26/24	Sell Accrued Interest	Received Accrued Interest On Sale Of U S Treasury Nt 3.000% 7/15/25 Income Credit 1,287.36 USD	1,287.36	
	Purchase	Combined Purchases For The Period 3/ 1/24 - 3/31/24 Of Federated Hermes Govt Obligs Is	-96,989.05	96,989.05
	Sale	Combined Sales For The Period 3/ 1/24 - 3/31/24 Of Federated Hermes Govt Obligs Is	67,203.18	-67,203.18
Ending Balance 03/31/2024			\$0.00	\$11,129,604.75



CITY OF MENIFEE
ACCOUNT NUMBER: 6736302020

Page 33 of 40
March 1, 2024 to March 31, 2024

SALE/MATURITY SUMMARY

	Settlement Date	Description	Tax Cost	Proceeds	Estimated Gain/Loss
Taxable Bonds					
Bmw Veh Owner Tr A B S Ser 2022 A CI A 3 08/25/2026 Var BVO3226					
	03/25/24	Paid Down 866.58 Par Value Trade Date 3/25/24	-866.54	866.58	0.04
Bmw Vehicle Lease Trust 2022 1 A B S Ser 2022 1 CI A3 03/25/2025 Var BVL1325					
	03/25/24	Paid Down 639.87 Par Value Cmo Final Paydown	-639.77	639.87	0.10
F H L B Gtd R E M I C Pass Thru C M O Ser K041 CI A2 3.171 10/25/2024 3137BFE98					
	03/25/24	Paid Down 85.62 Par Value Trade Date 3/25/24	-92.10	85.62	-6.48
F H L M C Multiclass Mtg Partn C M O Ser K728 CI A2 08/25/2024 Var FHL3024					
	03/25/24	Paid Down 32.01 Par Value Trade Date 3/25/24	-32.57	32.01	-0.56

CITY OF MENIFEE
ACCOUNT NUMBER: 6736302020Page 34 of 40
March 1, 2024 to March 31, 2024**SALE/MATURITY SUMMARY (continued)**

	Settlement Date	Description	Tax Cost	Proceeds	Estimated Gain/Loss
Gm Fin Auto Lsng Tr A B S Ser 2022 1 CI A 3 1.900 03/20/2025 GFA1925	03/20/24	Paid Down 3,192.36 Par Value Trade Date 3/20/24	-3,192.33	3,192.36	0.03
Gm Fin Cons Auto Rec A B S Ser 2022 1 CI A3 1.260 11/16/2026 GFC1226	03/18/24	Paid Down 487.65 Par Value Trade Date 3/16/24	-487.61	487.65	0.04
Gm Fin Cons Auto Rec Tr A B S Ser 2021 4 CI A 3 0.680 09/16/2026 GFC0626	03/18/24	Paid Down 455.35 Par Value Trade Date 3/16/24	-455.34	455.35	0.01
Honda Auto Rec Ownr Tr A B S Ser 2022 1 CI A 3 1.880 05/15/2026 HAR1826	03/15/24	Paid Down 5,705.57 Par Value Trade Date 3/15/24	-5,488.26	5,705.57	217.31



CITY OF MENIFEE
ACCOUNT NUMBER: 6736302020

Page 35 of 40
March 1, 2024 to March 31, 2024

SALE/MATURITY SUMMARY (continued)

	Settlement Date	Description	Tax Cost	Proceeds	Estimated Gain/Loss
Honda Auto Rec Ownr Tr 2021 4 A B S Ser 2021 4 CI A3 01/21/2026 Var HAR0826					
	03/21/24	Paid Down 495.19 Par Value Trade Date 3/21/24	-495.09	495.19	0.10
Honda Auto Receivables A B S Ser 2021 1 CI A3 0.270 04/21/2025 43813GAC5					
	03/21/24	Paid Down 655.76 Par Value Trade Date 3/21/24	-655.75	655.76	0.01
Hyundai Auto Rec Tr A B S Ser 2021 C CI A3 0.740 05/15/2026 HAR0726					
	03/15/24	Paid Down 1,026.2 Par Value Trade Date 3/15/24	-1,011.50	1,026.20	14.70
Hyundai Auto Rec Tr A B S Ser 2022 A CI A3 10/15/2026 Var HAR2226					
	03/15/24	Paid Down 1,380.25 Par Value Trade Date 3/15/24	-1,380.20	1,380.25	0.05

CITY OF MENIFEE
ACCOUNT NUMBER: 6736302020Page 36 of 40
March 1, 2024 to March 31, 2024**SALE/MATURITY SUMMARY (continued)**

	Settlement Date	Description	Tax Cost	Proceeds	Estimated Gain/Loss
John Deere Own					
A B S Ser 2021 B CI A 3					
03/16/2026 Var					
JDO0926					
	03/15/24	Paid Down 671.02 Par Value Trade Date 3/15/24	-670.96	671.02	0.06
John Deere Owner Tr					
A B S Ser 2022 CI A 3					
09/15/2026 Var					
JDO2326					
	03/15/24	Paid Down 364.96 Par Value Trade Date 3/15/24	-364.88	364.96	0.08
Schwab Charles Corp					
0.750 03/18/2024					
808513BN4					
	03/18/24	Matured 20,000 Par Value Trade Date 3/18/24 20,000 Par Value At 100 %	-19,990.00	20,000.00	10.00
Toyota Auto Rec Own Tr					
A B S Ser 2021 D CI A 3					
04/15/2026 Var					
TAR0726					
	03/15/24	Paid Down 3,643.13 Par Value Trade Date 3/15/24	-3,430.95	3,643.13	212.18



CITY OF MENIFEE
ACCOUNT NUMBER: 6736302020

Page 37 of 40
March 1, 2024 to March 31, 2024

SALE/MATURITY SUMMARY (continued)

	Settlement Date	Description	Tax Cost	Proceeds	Estimated Gain/Loss
Toyota Auto Recv Tr A B S Ser 2021 A CI A3 05/15/2025 Var TAR0325A					
	03/15/24	Paid Down 1,125.15 Par Value Trade Date 3/15/24	-1,124.94	1,125.15	0.21
U S Treasury Note 2.750 05/15/2025 UST2725					
	03/18/24	Sold 75,000 Par Value Trade Date 3/18/24 Sold Through J.P. Morgan Securities LLC Sold On The Off-Exchange Transactions - Li Swift External Ref#: 8407803133458290 75,000 Par Value At 97.47656 %	-72,902.34	73,107.42	205.08
U S Treasury Note 3.000 07/15/2025 91282CEY3					
	03/26/24	Sold 220,000 Par Value Trade Date 3/25/24 Sold Through J.P. Morgan Securities LLC Sold On The Off-Exchange Transactions - Li Swift External Ref#: 8408503133470668 220,000 Par Value At 97.6875 %	-214,345.31	214,912.50	567.19
Total Taxable Bonds			-\$327,626.44	\$328,846.59	\$1,220.15
Total Sales & Maturities			-\$327,626.44	\$328,846.59	\$1,220.15



CITY OF MENIFEE
ACCOUNT NUMBER: 6736302020

Page 38 of 40
March 1, 2024 to March 31, 2024

SALE/MATURITY SUMMARY MESSAGES

Estimated Year-To-Date Short-Term Gain (Loss): \$221.43

Estimated Year-To-Date Long-Term Gain (Loss): (\$7,000.19)

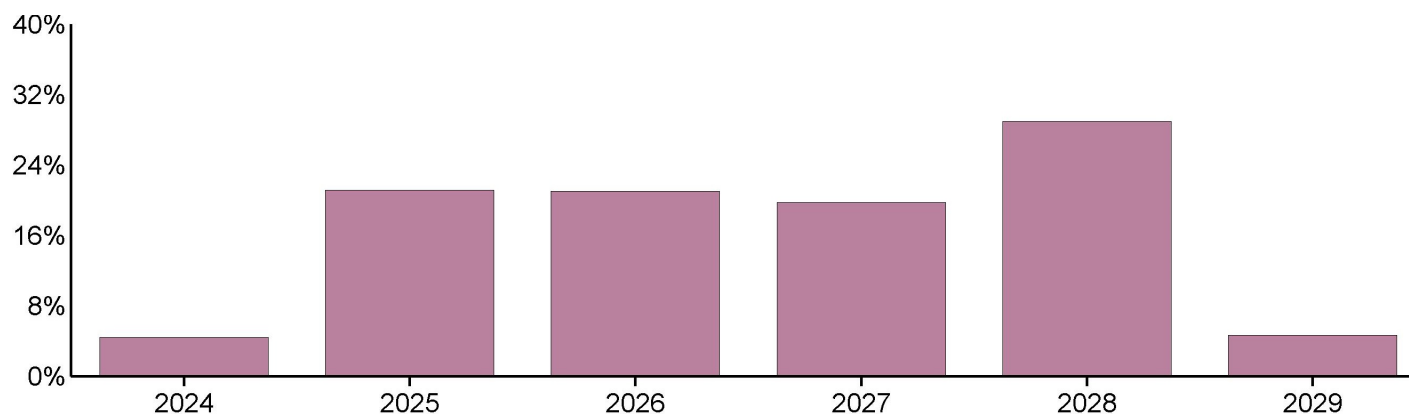
Estimates should not be used for tax purposes



CITY OF MENIFEE
ACCOUNT NUMBER: 6736302020

Page 39 of 40
March 1, 2024 to March 31, 2024

BOND SUMMARY



	Par Value	Market Value	Percentage of Category
MATURITY			
2024	486,265.89	481,305.36	4.41
2025	2,392,239.13	2,311,570.37	21.17
2026	2,408,689.72	2,298,795.67	21.05
2027	2,210,000.00	2,159,108.25	19.77
2028	3,220,000.00	3,163,231.60	28.96
2029	510,000.00	507,165.75	4.64
Total of Category	\$11,227,194.74	\$10,921,177.00	100.00

MOODY'S RATING

Aaa	6,784,480.47	6,604,305.31	60.46
Aa2	55,000.00	51,541.75	0.47
Aa3	90,000.00	86,483.15	0.79
A1	1,422,000.00	1,392,169.87	12.75
A2	645,000.00	618,686.45	5.67
A3	465,000.00	457,113.15	4.19



CITY OF MENIFEE
ACCOUNT NUMBER: 6736302020

Page 40 of 40
March 1, 2024 to March 31, 2024

BOND SUMMARY (continued)

	Par Value	Market Value	Percentage of Category
N/A	1,765,714.27	1,710,877.32	15.67
Total of Category	\$11,227,194.74	\$10,921,177.00	100.00

S&P RATING

AAA	1,172,593.43	1,141,784.02	10.45
AA+	2,650,000.00	2,602,604.25	23.83
AA	115,000.00	106,947.55	0.98
A+	695,000.00	678,111.85	6.21
A	825,000.00	809,803.55	7.41
A-	1,167,000.00	1,136,373.92	10.41
N/A	4,602,601.31	4,445,551.86	40.71
Total of Category	\$11,227,194.74	\$10,921,177.00	100.00

BOND SUMMARY MESSAGES

Data contained within this section excluded Mutual Funds, Exchange Traded Funds, and Closed-Ended Funds.

Glossary

Accretion - The accumulation of the value of a discounted bond until maturity.

Adjusted Prior Market Realized Gain/Loss - The difference between the proceeds and the Prior Market Value of the transaction.

Adjusted Prior Market Unrealized Gain/Loss - The difference between the Market Value and the Adjusted Prior Market Value.

Adjusted Prior Market Value - A figure calculated using the beginning Market Value for the fiscal year, adjusted for all asset related transactions during the period, employing an average cost methodology.

Amortization - The decrease in value of a premium bond until maturity.

Asset - Anything owned that has commercial exchange value. Assets may consist of specific property or of claims against others, in contrast to obligations due to others (liabilities).

Bond Rating - A measurement of a bond's quality based upon the issuer's financial condition. Ratings are assigned by independent rating services, such as Moody's, or S&P, and reflect their opinion of the issuer's ability to meet the scheduled interest and principal repayments for the bond.

Cash - Cash activity that includes both income and principal cash categories.

Change in Unrealized Gain/Loss - Also reported as Gain/Loss in Period in the Asset Detail section. This figure shows the market appreciation (depreciation) for the current period.

Cost Basis (Book Value) - The original price of an asset, normally the purchase price or appraised value at the time of acquisition. Book Value method maintains an average cost for each asset.

Cost Basis (Tax Basis) - The original price of an asset, normally the purchase price or appraised value at the time of acquisition. Tax Basis uses client determined methods such as Last-In-First-Out (LIFO), First-In-First-Out (FIFO), Average, Minimum Gain, and Maximum Gain.

Ending Accrual - (Also reported as Accrued Income) Income earned but not yet received, or expenses incurred but not yet paid, as of the end of the reporting period.

Estimated Annual Income - The amount of income a particular asset is anticipated to earn over the next year. The shares multiplied by annual income rate.

Estimated Current Yield - The annual rate of return on an investment expressed as a percentage. For stocks, yield is calculated by taking the annual dividend payments divided by the stock's current share price. For bonds, yield is calculated by the coupon rate divided by the bond's market price.

Ex-Dividend Date - (Also reported as Ex-Date) For stock trades, the person who owns the security on the ex-dividend date will earn the dividend, regardless of who currently owns the stock.

Income Cash - A category of cash comprised of ordinary earnings derived from investments, usually dividends and interest.

Market Value - The price per unit multiplied by the number of units.

Maturity Date - The date on which an obligation or note matures.

Payable Date - The date on which a dividend, mutual fund distribution, or interest on a bond will be made.

Principal Cash - A category of cash comprised of cash, deposits, cash withdrawals and the cash flows generated from purchases or sales of investments.

Realized Gain/Loss Calculation - The Proceeds less the Cost Basis of a transaction.

Settlement Date - The date on which a trade settles and cash or securities are credited or debited to the account.

Trade Date - The date a trade is legally entered into.

Unrealized Gain/Loss - The difference between the Market Value and Cost Basis at the end of the current period.

Yield on/at Market - The annual rate of return on an investment expressed as a percentage. For stocks, yield is calculated by the annual dividend payments divided by the stock's current share price. For bonds, yield is calculated by the coupon rate divided by the bond's market price.

The terms defined in this glossary are only for use when reviewing your account statement. Please contact your Relationship Manager with any questions.



023657

-UC-094

U.S. Bank
1555 N. Rivercenter Dr.
Suite 300
Milwaukee, WI 53212



000017786 05 SP 000638689920592 S

CITY OF MENIFEE
FINANCE DEPARTMENT
29844 HAUN ROAD
MENIFEE, CA 92586

