

**QUESTIONS?**

If you have any questions regarding your account or this statement, please contact your Administrator.

KATHERINE ARTISHON
EP-MN-WS4E
60 LIVINGSTON AVE.
ST PAUL MN 55107
E-mail katherine.artishon@usbank.com

Portfolio Manager:
TS PRT RC #1 - AUTO
CN-OH-W6TC

ACCOUNT NUMBER: 6736302020**CITY OF MENIFEE****This statement is for the period from January 1, 2025 to January 31, 2025**

000017115 06 SP 000638904641569 S
CITY OF MENIFEE
FINANCE DEPARTMENT
29844 HAUN ROAD
MENIFEE, CA 92586



THIS PAGE WAS INTENTIONALLY LEFT BLANK



TABLE OF CONTENTS

Schedule	Page
Market Value Summary	1
Asset Summary	2
Income Summary	3
Cash Summary	4
Asset Detail	5
Transaction Detail	27
Sale/Maturity Summary	36
Bond Summary	42



THIS PAGE WAS INTENTIONALLY LEFT BLANK

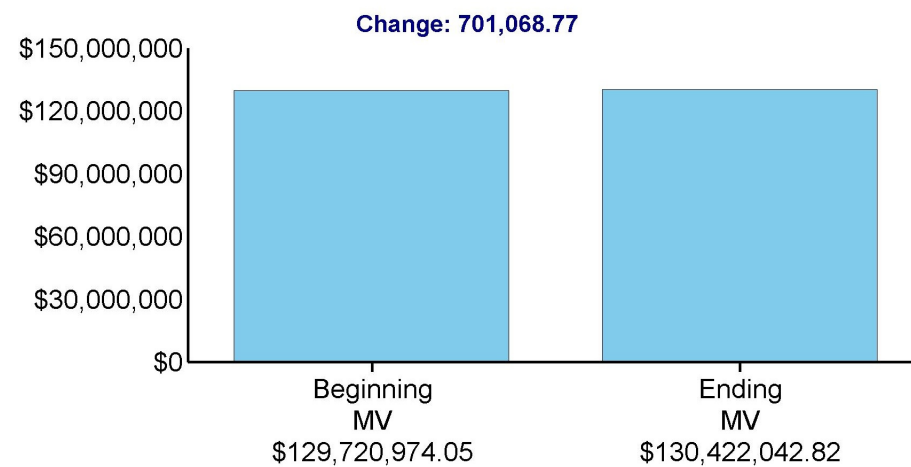


CITY OF MENIFEE
ACCOUNT NUMBER: 6736302020

Page 1 of 43
January 1, 2025 to January 31, 2025

MARKET VALUE SUMMARY

	Current Period 01/01/25 to 01/31/25
Beginning Market Value	\$129,720,974.05
Taxable Interest	403,641.22
Paid To/For Beneficiaries	-7,792.87
Long Term Gains/Losses	-89,132.00
Change in Investment Value	394,352.42
Ending Market Value	\$130,422,042.82



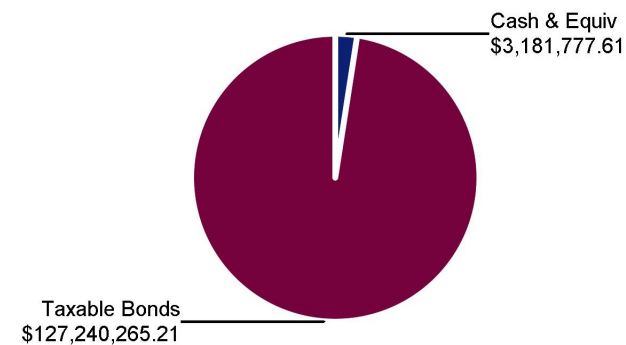


CITY OF MENIFEE
ACCOUNT NUMBER: 6736302020

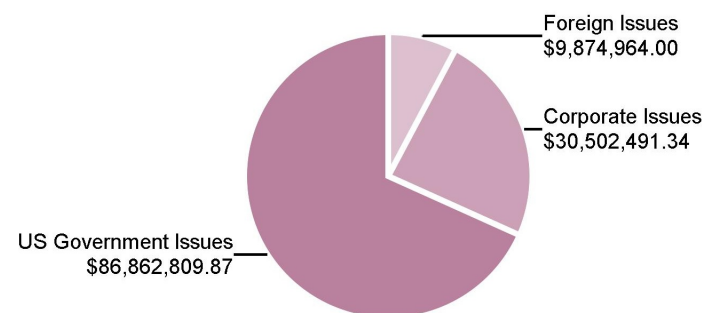
Page 2 of 43
January 1, 2025 to January 31, 2025

ASSET SUMMARY

Assets	Current Period Market Value	% of Total	Estimated Annual Income
Cash & Equivalents	3,181,777.61	2.40	135,430.71
Taxable Bonds	127,240,265.21	97.60	4,426,551.78
Total Market Value	\$130,422,042.82	100.00	\$4,561,982.49



Fixed Income Summary





CITY OF MENIFEE
ACCOUNT NUMBER: 6736302020

Page 3 of 43
January 1, 2025 to January 31, 2025

INCOME SUMMARY

	Income Received Current Period
Taxable Interest	403,641.22
Total Current Period Income	\$403,641.22



CITY OF MENIFEE
ACCOUNT NUMBER: 6736302020

Page 4 of 43
January 1, 2025 to January 31, 2025

CASH SUMMARY

	Cash
Beginning Cash 01/01/2025	\$0.00
Taxable Interest	403,641.22
Paid To/For Beneficiaries	-7,792.87
Purchases	-1,500,527.34
Sales	3,946,113.64
Net Money Market Activity	-2,841,434.65
Ending Cash 01/31/2025	\$0.00



CITY OF MENIFEE
ACCOUNT NUMBER: 6736302020

Page 5 of 43
January 1, 2025 to January 31, 2025

ASSET DETAIL

Security Description

Shares/Face Amt	Price	Market Value	Tax Cost	Unrealized Gain/Loss	Percent of Total Portfolio	Estimated Annual Income	Estimated Current Yield
Cash & Equivalents							
Cash/Money Market							
Federated Hermes Govt Obligs Is - 60934N104 #5							
3,181,777.610	1.0000	3,181,777.61	3,181,777.61	0.00	2.4	135,430.71	4.26
Total Cash/Money Market		\$3,181,777.61	\$3,181,777.61	\$0.00	2.4	\$135,430.71	
Total Cash & Equivalents		\$3,181,777.61	\$3,181,777.61	\$0.00	2.4	\$135,430.71	

Taxable Bonds

US Government Issues

F H L M C Multiclass Mtg Partn - 3137H4BY5
C M O Ser K 746 Cl A 2
1.985 09/25/2028

135,000.000	91.4890	123,510.15	116,263.48	7,246.67	0.1	2,741.85	2.22
-------------	---------	------------	------------	----------	-----	----------	------

F H L M C Multiclass Mtg Partn - 3137FMCR1
C M O Ser Ko93 Cl A2
2.982 05/25/2052

1,000,000.000	93.8600	938,600.00	964,765.62	-26,165.62	0.7	29,820.00	3.18
---------------	---------	------------	------------	------------	-----	-----------	------

F H L M C Multiclass Mtg Partn - 3137BKRJ1
C M O Ser K047 Cl A2
3.329 05/25/2025

31,909.120	99.5000	31,749.57	32,796.60	-1,047.03	0.0	1,062.25	3.35
------------	---------	-----------	-----------	-----------	-----	----------	------

F H L M C Multiclass Mtg Partn - 3137BLAC2
C M O Ser K048 Cl A2
06/25/2025 Var

52,668.740	99.4700	52,389.60	56,011.29	-3,621.69	0.0	1,729.64	3.30
------------	---------	-----------	-----------	-----------	-----	----------	------

CITY OF MENIFEE
ACCOUNT NUMBER: 6736302020Page 6 of 43
January 1, 2025 to January 31, 2025**ASSET DETAIL (continued)****Security Description**

	Shares/Face Amt	Price	Market Value	Tax Cost	Unrealized Gain/Loss	Percent of Total Portfolio	Estimated Annual Income	Estimated Current Yield
F H L M C Multiclass Mtg Partn - 3137BLW95 C M O Ser K050 CI A2 08/25/2025 Var	23,790.160	99.2620	23,614.59	25,496.36	-1,881.77	0.0	793.16	3.36
F H L M C Multiclass Mtg Partn - 3137BN6G4 C M O Ser K053 CI A2 2.995 12/25/2025	125,000.000	98.7450	123,431.25	121,166.99	2,264.26	0.1	3,743.75	3.03
F H L M C Multiclass Mtg Partn - 3137BNGT5 C M O Ser K054 CI A2 2.745 01/25/2026	66,174.950	98.3570	65,087.70	63,339.25	1,748.45	0.0	1,816.50	2.79
F H L M C Multiclass Mtg Partn - 3137BQYS0 C M O Ser K056 CI A2 2.525 05/25/2026	120,000.000	97.7000	117,240.00	116,042.97	1,197.03	0.1	3,030.00	2.58
F H L M C Multiclass Mtg Partn - 3137BSP72 C M O Ser K058 CI A2 2.653 08/25/2026	125,000.000	97.2580	121,572.50	118,955.08	2,617.42	0.1	3,316.25	2.73
F H L M C Multiclass Mtg Partn - 3137BUX60 C M O Ser K062 CI A2 3.413 12/25/2026	70,000.000	97.9880	68,591.60	67,716.80	874.80	0.1	2,389.10	3.48
F H L M C Multiclass Mtg Partn - 3137BVZ82 C M O Ser K063 CI A2 01/25/2027 Var	70,000.000	98.0190	68,613.30	67,711.33	901.97	0.1	2,401.00	3.50
F H L M C Multiclass Mtg Partn - 3137FBU79 C M O Ser K069 CI A2 3.187 09/25/2027	98,989.640	96.7220	95,744.76	94,972.06	772.70	0.1	3,154.80	3.29



CITY OF MENIFEE
ACCOUNT NUMBER: 6736302020

Page 7 of 43
January 1, 2025 to January 31, 2025

ASSET DETAIL (continued)

Security Description

	Shares/Face Amt	Price	Market Value	Tax Cost	Unrealized Gain/Loss	Percent of Total Portfolio	Estimated Annual Income	Estimated Current Yield
F H L M C Multiclass Mtg Partn - 3137FCJK1 C M O Ser K070 CI A2 11/25/2027 Var	30,000.000	96.8150	29,044.50	28,566.80	477.70	0.0	990.90	3.41
F H L M C Multiclass Mtg Partn - 3137FJEH8 C M O Ser K081 CI A2 08/25/2028 Var	1,500,000.000	97.7350	1,466,025.00	1,436,718.75	29,306.25	1.1	58,500.00	3.99
F H L M C Multiclass Mtg Partn - 3137FLMV3 C M O Ser K090 CI A2 3.422 02/25/2052	1,500,000.000	95.6650	1,434,975.00	1,405,195.31	29,779.69	1.1	51,330.01	3.58
F H L M C Multiclass Mtg Partn - 3137FQXJ7 C M O Ser K737 CI A2 2.525 10/25/2026	125,000.000	96.9360	121,170.00	117,695.31	3,474.69	0.1	3,156.25	2.60
Federal Farm Credit Bks - 3133EML67 0.800 06/22/2026	5,000,000.000	95.3010	4,765,050.00	4,977,500.00	-212,450.00	3.7	40,000.00	0.84
Federal Farm Credit Bks - 3133EN7J3 3.875 02/02/2026	210,000.000	99.7220	209,416.20	209,202.00	214.20	0.2	8,137.50	3.89
Federal Farm Credit Bks - 3133EPGW9 3.875 04/25/2028	150,000.000	98.7340	148,101.00	150,753.00	-2,652.00	0.1	5,812.50	3.92
Federal Farm Credit Bks - 3133EPSK2 4.250 08/07/2028	75,000.000	99.8800	74,910.00	74,100.00	810.00	0.1	3,187.50	4.25
Federal Farm Credit Bks - 3133EPN50 4.250 12/15/2028	270,000.000	99.7330	269,279.10	272,999.70	-3,720.60	0.2	11,475.00	4.26

CITY OF MENIFEE
ACCOUNT NUMBER: 6736302020Page 8 of 43
January 1, 2025 to January 31, 2025**ASSET DETAIL (continued)****Security Description**

	Shares/Face Amt	Price	Market Value	Tax Cost	Unrealized Gain/Loss	Percent of Total Portfolio	Estimated Annual Income	Estimated Current Yield
Federal Farm Credit Bks - 3133ERAK7 4.375 04/10/2029	700,000.000	100.1130	700,791.00	689,017.00	11,774.00	0.5	30,625.00	4.37
Federal Farm Credit Bks - 3133EP6K6 4.500 03/26/2027	700,000.000	100.4730	703,311.00	693,700.00	9,611.00	0.5	31,500.00	4.48
Federal Farm Credit Bks - 3133EPWK7 4.500 09/22/2028	95,000.000	100.6380	95,606.10	93,915.10	1,691.00	0.1	4,275.00	4.47
Federal Farm Credit Bks - 3133ERDH1 4.750 04/30/2029	700,000.000	101.6980	711,886.00	706,132.00	5,754.00	0.5	33,250.00	4.67
Federal Home Loan Bks - 3130AMM33 0.875 07/16/2026	5,000,000.000	95.5150	4,775,750.00	5,000,000.00	-224,250.00	3.7	43,750.00	0.92
Federal Home Loan Bks - 3130AMT28 1.000 06/30/2026	5,000,000.000	95.5550	4,777,750.00	5,000,000.00	-222,250.00	3.7	50,000.00	1.05
Federal Home Loan Bks - 3130AMWZ1 1.050 06/30/2026	5,000,000.000	95.6230	4,781,150.00	5,000,000.00	-218,850.00	3.7	52,500.00	1.10
Federal Home Loan Bks - 3130ATUS4 4.250 12/10/2027	200,000.000	100.0650	200,130.00	204,274.00	-4,144.00	0.2	8,500.00	4.25
Federal Home Loan Bks - 3130AWTR1 4.375 09/08/2028	225,000.000	100.3210	225,722.25	223,860.00	1,862.25	0.2	9,843.75	4.36
Federal Home Loan Bks - 3130AVBD3 4.500 03/09/2029	700,000.000	100.4410	703,087.00	693,525.00	9,562.00	0.5	31,500.00	4.48



CITY OF MENIFEE
ACCOUNT NUMBER: 6736302020

Page 9 of 43
January 1, 2025 to January 31, 2025

ASSET DETAIL (continued)

Security Description

	Shares/Face Amt	Price	Market Value	Tax Cost	Unrealized Gain/Loss	Percent of Total Portfolio	Estimated Annual Income	Estimated Current Yield
Federal Home Loan Bks - 3130ATS57 4.500 03/10/2028	190,000.000	100.6020	191,143.80	196,165.50	-5,021.70	0.1	8,550.00	4.47
U S Treasury Bond - 912810FG8 5.250 02/15/2029	1,550,000.000	103.8320	1,609,396.00	1,603,873.05	5,522.95	1.2	81,375.00	5.06
U S Treasury Note - 91282CAM3 0.250 09/30/2025	70,000.000	97.4090	68,186.30	68,476.95	-290.65	0.1	175.00	0.26
U S Treasury Note - 91282CAT8 0.250 10/31/2025	75,000.000	97.0950	72,821.25	73,986.33	-1,165.08	0.1	187.50	0.26
U S Treasury Note - 91282CAZ4 0.375 11/30/2025	70,000.000	96.8700	67,809.00	68,744.92	-935.92	0.1	262.50	0.39
U S Treasury Note - 91282CBT7 0.750 03/31/2026	4,000,000.000	96.1090	3,844,360.00	3,998,750.00	-154,390.00	2.9	30,000.00	0.78
U S Treasury Note - 91282CCZ2 0.875 09/30/2026	120,000.000	94.7110	113,653.20	118,806.25	-5,153.05	0.1	1,050.00	0.92
U S Treasury Note - 912828YQ7 1.625 10/31/2026	200,000.000	95.7030	191,406.00	184,765.63	6,640.37	0.1	3,250.00	1.70
U S Treasury Note - 912828K74 2.000 08/15/2025	3,000,000.000	98.7860	2,963,580.00	3,175,312.50	-211,732.50	2.3	60,000.00	2.02
U S Treasury Note - 912828U24 2.000 11/15/2026	870,000.000	96.2310	837,209.70	812,147.27	25,062.43	0.6	17,400.00	2.08



CITY OF MENIFEE
ACCOUNT NUMBER: 6736302020

Page 10 of 43
January 1, 2025 to January 31, 2025

ASSET DETAIL (continued)

Security Description	Shares/Face Amt	Price	Market Value	Tax Cost	Unrealized Gain/Loss	Percent of Total Portfolio	Estimated Annual Income	Estimated Current Yield
U S Treasury Note - 912828V98 2.250 02/15/2027	800,000.000	96.2110	769,688.00	748,375.00	21,313.00	0.6	18,000.00	2.34
U S Treasury Note - 912828M56 2.250 11/15/2025	2,000,000.000	98.4420	1,968,840.00	2,140,625.00	-171,785.00	1.5	45,000.00	2.29
U S Treasury Note - 9128286F2 2.500 02/28/2026	800,000.000	98.1890	785,512.00	765,630.86	19,881.14	0.6	20,000.00	2.55
U S Treasury Note - 9128286A3 2.625 01/31/2026	800,000.000	98.4210	787,368.00	767,375.00	19,993.00	0.6	21,000.00	2.67
U S Treasury Note - 91282CFB2 2.750 07/31/2027	815,000.000	96.5390	786,792.85	765,901.95	20,890.90	0.6	22,412.50	2.85
U S Treasury Note - 91282CFH9 3.125 08/31/2027	1,630,000.000	97.3280	1,586,446.40	1,560,182.82	26,263.58	1.2	50,937.50	3.21
U S Treasury Note - 91282CFJ5 3.125 08/31/2029	2,100,000.000	95.0120	1,995,252.00	2,066,046.88	-70,794.88	1.5	65,625.00	3.29
U S Treasury Note - 9128285M8 3.125 11/15/2028	150,000.000	95.9300	143,895.00	143,970.70	-75.70	0.1	4,687.50	3.26
U S Treasury Note - 91282CEW7 3.250 06/30/2027	815,000.000	97.8480	797,461.20	786,333.79	11,127.41	0.6	26,487.50	3.32
U S Treasury Note - 91282CEV9 3.250 06/30/2029	1,500,000.000	95.7030	1,435,545.00	1,443,515.63	-7,970.63	1.1	48,750.00	3.40



CITY OF MENIFEE
ACCOUNT NUMBER: 6736302020

Page 11 of 43
January 1, 2025 to January 31, 2025

ASSET DETAIL (continued)

Security Description

	Shares/Face Amt	Price	Market Value	Tax Cost	Unrealized Gain/Loss	Percent of Total Portfolio	Estimated Annual Income	Estimated Current Yield
U S Treasury Note - 91282CHA2 3.500 04/30/2028	815,000.000	97.7070	796,312.05	784,646.88	11,665.17	0.6	28,525.00	3.58
U S Treasury Note - 91282CLN9 3.500 09/30/2029	1,350,000.000	96.5200	1,303,020.00	1,306,177.73	-3,157.73	1.0	47,250.00	3.63
U S Treasury Note - 91282CHB0 3.625 05/15/2026	800,000.000	99.2620	794,096.00	780,187.50	13,908.50	0.6	29,000.00	3.65
U S Treasury Note - 91282CHE4 3.625 05/31/2028	815,000.000	98.0160	798,830.40	787,623.25	11,207.15	0.6	29,543.75	3.70
U S Treasury Note - 91282CJR3 3.750 12/31/2028	890,000.000	98.0080	872,271.20	858,566.41	13,704.79	0.7	33,375.00	3.83
U S Treasury Note - 91282CGC9 3.875 12/31/2027	850,000.000	99.0390	841,831.50	824,931.64	16,899.86	0.6	32,937.50	3.91
U S Treasury Note - 91282CJT9 4.000 01/15/2027	800,000.000	99.6020	796,816.00	782,968.75	13,847.25	0.6	32,000.00	4.02
U S Treasury Note - 91282CJW2 4.000 01/31/2029	825,000.000	98.8790	815,751.75	802,336.91	13,414.84	0.6	33,000.00	4.04
U S Treasury Note - 91282CLC3 4.000 07/31/2029	1,300,000.000	98.6880	1,282,944.00	1,316,402.34	-33,458.34	1.0	52,000.00	4.05
U S Treasury Note - 91282CGA3 4.000 12/15/2025	820,000.000	99.7980	818,343.60	810,386.72	7,956.88	0.6	32,800.00	4.01



CITY OF MENIFEE
ACCOUNT NUMBER: 6736302020

Page 12 of 43
January 1, 2025 to January 31, 2025

ASSET DETAIL (continued)

Security Description

Shares/Face Amt	Price	Market Value	Tax Cost	Unrealized Gain/Loss	Percent of Total Portfolio	Estimated Annual Income	Estimated Current Yield
U S Treasury Note - 91282CKG5 4.125 03/31/2029							
1,600,000.000	99.2580	1,588,128.00	1,574,437.50	13,690.50	1.2	66,000.00	4.16
U S Treasury Note - 91282CHH7 4.125 06/15/2026							
800,000.000	99.8790	799,032.00	786,781.25	12,250.75	0.6	33,000.00	4.13
U S Treasury Note - 91282CHQ7 4.125 07/31/2028							
790,000.000	99.5200	786,208.00	773,639.07	12,568.93	0.6	32,587.50	4.14
U S Treasury Note - 91282CFM8 4.125 09/30/2027							
800,000.000	99.7700	798,160.00	790,265.63	7,894.37	0.6	33,000.00	4.13
U S Treasury Note - 91282CFU0 4.125 10/31/2027							
1,650,000.000	99.7500	1,645,875.00	1,630,343.75	15,531.25	1.3	68,062.50	4.13
U S Treasury Note - 91282CLR0 4.125 10/31/2029							
2,000,000.000	99.1130	1,982,260.00	1,990,234.38	-7,974.38	1.5	82,500.00	4.16
U S Treasury Note - 91282CMA6 4.125 11/30/2029							
1,750,000.000	99.1250	1,734,687.50	1,754,375.00	-19,687.50	1.3	72,187.50	4.16
U S Treasury Note - 91282CJV4 4.250 01/31/2026							
800,000.000	99.9880	799,904.00	789,312.50	10,591.50	0.6	34,000.00	4.25
U S Treasury Note - 91282CKD2 4.250 02/28/2029							
850,000.000	99.7580	847,943.00	838,150.40	9,792.60	0.7	36,125.00	4.26
U S Treasury Note - 91282CKX8 4.250 06/30/2029							
1,600,000.000	99.6910	1,595,056.00	1,656,250.00	-61,194.00	1.2	68,000.00	4.26



CITY OF MENIFEE
ACCOUNT NUMBER: 6736302020

Page 13 of 43
January 1, 2025 to January 31, 2025

ASSET DETAIL (continued)

Security Description

	Shares/Face Amt	Price	Market Value	Tax Cost	Unrealized Gain/Loss	Percent of Total Portfolio	Estimated Annual Income	Estimated Current Yield
U S Treasury Note - 91282CFP1 4.250 10/15/2025	850,000.000	99.9770	849,804.50	839,707.03	10,097.47	0.7	36,125.00	4.25
U S Treasury Note - 91282CJS1 4.250 12/31/2025	850,000.000	99.9910	849,923.50	838,876.95	11,046.55	0.7	36,125.00	4.25
U S Treasury Note - 91282CHU8 4.375 08/15/2026	800,000.000	100.2270	801,816.00	791,375.00	10,441.00	0.6	35,000.00	4.36
U S Treasury Note - 91282CHX2 4.375 08/31/2028	800,000.000	100.2810	802,248.00	791,476.57	10,771.43	0.6	35,000.00	4.36
U S Treasury Note - 91282CJN2 4.375 11/30/2028	850,000.000	100.2500	852,125.00	839,308.59	12,816.41	0.7	37,187.50	4.36
U S Treasury Note - 91282CJP7 4.375 12/15/2026	800,000.000	100.2810	802,248.00	790,250.00	11,998.00	0.6	35,000.00	4.36
U S Treasury Note - 91282CMD0 4.375 12/31/2029	1,500,000.000	100.1800	1,502,700.00	1,500,527.34	2,172.66	1.2	65,625.00	4.37
U S Treasury Note - 91282CKH3 4.500 03/31/2026	850,000.000	100.2810	852,388.50	842,828.13	9,560.37	0.7	38,250.00	4.49
U S Treasury Note - 91282CKJ9 4.500 04/15/2027	800,000.000	100.5860	804,688.00	793,125.00	11,563.00	0.6	36,000.00	4.47
U S Treasury Note - 91282CKT7 4.500 05/31/2029	1,600,000.000	100.6950	1,611,120.00	1,614,812.50	-3,692.50	1.2	72,000.00	4.47

CITY OF MENIFEE
ACCOUNT NUMBER: 6736302020Page 14 of 43
January 1, 2025 to January 31, 2025**ASSET DETAIL (continued)****Security Description**

	Shares/Face Amt	Price	Market Value	Tax Cost	Unrealized Gain/Loss	Percent of Total Portfolio	Estimated Annual Income	Estimated Current Yield
U S Treasury Note - 91282CHM6 4.500 07/15/2026	850,000.000	100.3910	853,323.50	842,164.06	11,159.44	0.7	38,250.00	4.48
U S Treasury Note - 91282CKB6 4.625 02/28/2026	800,000.000	100.3730	802,984.00	794,500.00	8,484.00	0.6	37,000.00	4.61
U S Treasury Note - 91282CKP5 4.625 04/30/2029	1,600,000.000	101.1680	1,618,688.00	1,609,593.75	9,094.25	1.2	74,000.00	4.57
U S Treasury Note - 91282CKV2 4.625 06/15/2027	1,500,000.000	100.9180	1,513,770.00	1,505,683.59	8,086.41	1.2	69,375.00	4.58
U S Treasury Note - 91282CHN4 4.750 07/31/2025	800,000.000	100.2230	801,784.00	796,187.50	5,596.50	0.6	38,000.00	4.74
U S Treasury Note - 91282CKK6 4.875 04/30/2026	800,000.000	100.7580	806,064.00	799,125.00	6,939.00	0.6	39,000.00	4.84
Total US Government Issues			\$86,862,809.87	\$87,938,936.45	-\$1,076,126.58	66.6	\$2,657,312.96	

Corporate Issues

Amazon Com Inc - 023135BX3 1.000 05/12/2026	60,000.000	95.9940	57,596.40	59,740.80	-2,144.40	0.0	600.00	1.04
American Honda Fin Corp - 02665WED9 Medium Term Note 4.700 01/12/2028	130,000.000	100.1690	130,219.70	131,033.50	-813.80	0.1	6,110.00	4.69



CITY OF MENIFEE
ACCOUNT NUMBER: 6736302020

Page 15 of 43
January 1, 2025 to January 31, 2025

ASSET DETAIL (continued)

Security Description

	Shares/Face Amt	Price	Market Value	Tax Cost	Unrealized Gain/Loss	Percent of Total Portfolio	Estimated Annual Income	Estimated Current Yield
American Honda Finance - 02665WFD8 Medium Term Note 4.900 03/12/2027	600,000.000	100.4730	602,838.00	595,380.00	7,458.00	0.5	29,400.00	4.88
American Honda Finance - 02665WFE6 Medium Term Note 4.900 03/13/2029	850,000.000	100.0620	850,527.00	843,616.50	6,910.50	0.7	41,650.00	4.90
Apple Inc - 037833DN7 2.050 09/11/2026	25,000.000	96.4990	24,124.75	25,621.00	-1,496.25	0.0	512.50	2.12
Apple Inc - 037833BY5 3.250 02/23/2026	100,000.000	98.9310	98,931.00	96,949.00	1,982.00	0.1	3,250.00	3.28
Bank Amer Corp Sr - 06051GJD2 Medium Term Note 1.319 06/19/2026	40,000.000	98.7140	39,485.60	40,105.60	-620.00	0.0	527.60	1.34
Bank America Corp - 06051GLE7 Medium Term Note 5.080 01/20/2027	30,000.000	100.3000	30,090.00	30,000.00	90.00	0.0	1,524.00	5.06
Bank New York Mellon Corp - 06406RBN6 Medium Term Note 4.543 02/01/2029	900,000.000	99.4650	895,185.00	881,811.00	13,374.00	0.7	40,887.00	4.57
Bank New York Mellon Corp - 06406RBQ9 Medium Term Note 4.947 04/26/2027	700,000.000	100.4840	703,388.00	694,316.00	9,072.00	0.5	34,629.00	4.92
Bank Of America Corp - 06051GHT9 Medium Term Note 3.559 04/23/2027	675,000.000	98.5310	665,084.25	656,743.45	8,340.80	0.5	24,023.25	3.61

CITY OF MENIFEE
ACCOUNT NUMBER: 6736302020Page 16 of 43
January 1, 2025 to January 31, 2025**ASSET DETAIL (continued)****Security Description**

	Shares/Face Amt	Price	Market Value	Tax Cost	Unrealized Gain/Loss	Percent of Total Portfolio	Estimated Annual Income	Estimated Current Yield
Bank Of America Corp - 06051GGF0 Medium Term Note 3.824 01/20/2028	75,000.000	98.2250	73,668.75	71,563.50	2,105.25	0.1	2,868.00	3.89
Bank Of America Corp - 06051GHG7 Medium Term Note 3.970 03/05/2029	1,050,000.000	97.3440	1,022,112.00	992,729.50	29,382.50	0.8	41,685.00	4.08
Berkshire Hathaway Fin - 084664CZ2 2.300 03/15/2027	45,000.000	96.0560	43,225.20	44,991.45	-1,766.25	0.0	1,035.00	2.39
Bmw Veh Owner Tr - 05602RAD3 A B S Ser 2022 A Cl A 3 08/25/2026 Var	4,243.120	99.6000	4,226.15	4,242.90	-16.75	0.0	136.20	3.22
Bmw Vehicle Lease - 05593AAC3 A B S Ser 2023 1 Cl A 3 5.160 11/25/2025	14,928.430	100.0420	14,934.70	14,955.43	-20.73	0.0	770.31	5.16
Bmw Vehicle Owner Trust - 096919AD7 A B S Ser 2024 A Cl A 3 5.180 02/26/2029	570,000.000	101.0430	575,945.10	569,913.42	6,031.68	0.4	29,526.00	5.13
Caterpillar Finl Svcs - 14913R3B1 Medium Term Note 4.800 01/06/2026	80,000.000	100.4190	80,335.20	79,988.80	346.40	0.1	3,840.00	4.78
Caterpillar Finl Svcs - 14913UAJ9 Medium Term Note 4.850 02/27/2029	1,300,000.000	100.7420	1,309,646.00	1,290,499.00	19,147.00	1.0	63,050.00	4.81
Charles Schwab Corp - 808513BY0 2.450 03/03/2027	25,000.000	95.7060	23,926.50	24,991.70	-1,065.20	0.0	612.50	2.56



CITY OF MENIFEE
ACCOUNT NUMBER: 6736302020

Page 17 of 43
January 1, 2025 to January 31, 2025

ASSET DETAIL (continued)

Security Description	Shares/Face Amt	Price	Market Value	Tax Cost	Unrealized Gain/Loss	Percent of Total Portfolio	Estimated Annual Income	Estimated Current Yield
Charles Schwab Corp - 808513AU9 3.200 01/25/2028	85,000.000	96.0270	81,622.95	80,783.15	839.80	0.1	2,720.00	3.33
Cisco Sys Inc - 17275RBQ4 4.800 02/26/2027	700,000.000	100.7640	705,348.00	694,694.00	10,654.00	0.5	33,600.00	4.76
Costco Wholesale Corp - 22160KAM7 3.000 05/18/2027	20,000.000	97.1480	19,429.60	19,535.80	-106.20	0.0	600.00	3.09
Deere John Capital Corp - 24422EWJ4 Medium Term Note 4.050 09/08/2025	70,000.000	99.8250	69,877.50	69,267.10	610.40	0.1	2,835.00	4.06
Duke Energy Carolinas - 26442CAS3 2.950 12/01/2026	35,000.000	97.3100	34,058.50	36,755.95	-2,697.45	0.0	1,032.50	3.03
Ford Cr Auto Owner Tr - 34535VAD6 A B S Ser 2024 D Cl A 3 4.840 07/15/2029	775,000.000	100.1770	776,371.75	774,975.12	1,396.63	0.6	37,510.00	4.83
Gm Fin Cons Auto Rec - 380146AC4 A B S Ser 2022 1 Cl A3 1.260 11/16/2026	2,265.980	99.2290	2,248.51	2,265.78	-17.27	0.0	28.55	1.27
Gm Fin Cons Auto Rec Tr - 362554AC1 A B S Ser 2021 4 Cl A 3 0.680 09/16/2026	1,742.240	99.2170	1,728.60	1,742.18	-13.58	0.0	11.85	0.69
Home Depot Inc - 437076CW0 4.900 04/15/2029	750,000.000	100.9310	756,982.50	742,725.00	14,257.50	0.6	36,750.00	4.85

CITY OF MENIFEE
ACCOUNT NUMBER: 6736302020Page 18 of 43
January 1, 2025 to January 31, 2025**ASSET DETAIL (continued)****Security Description**

Shares/Face Amt	Price	Market Value	Tax Cost	Unrealized Gain/Loss	Percent of Total Portfolio	Estimated Annual Income	Estimated Current Yield
Honda Auto Rec Owner - 437930AC4 A B S Ser 2024 2 CI A 3 5.270 11/20/2028							
210,000.000	101.1830	212,484.30	209,974.48	2,509.82	0.2	11,067.00	5.21
Honda Auto Rec Ownr Tr - 43815BAC4 A B S Ser 2022 1 CI A 3 1.880 05/15/2026							
25,644.200	99.2560	25,453.41	24,667.50	785.91	0.0	482.11	1.89
Honda Auto Rec Ownr Tr 2021 4 - 43815GAC3 A B S Ser 2021 4 CI A3 01/21/2026 Var							
1,207.370	99.3700	1,199.76	1,207.11	-7.35	0.0	10.62	0.88
Honda Auto Receivables Owner - 43813YAC6 A B S Ser 2024 3 CI A3 4.570 03/21/2029							
800,000.000	100.1010	800,808.00	799,874.32	933.68	0.6	36,560.00	4.56
Honeywell International - 438516BL9 2.500 11/01/2026							
140,000.000	96.7820	135,494.80	131,150.60	4,344.20	0.1	3,500.00	2.58
Hyundai Auto Rec Tr - 44935FAD6 A B S Ser 2021 C CI A3 0.740 05/15/2026							
1,256.700	99.7470	1,253.52	1,238.69	14.83	0.0	9.30	0.74
Hyundai Auto Rec Tr - 448977AD0 A B S Ser 2022 A CI A3 10/15/2026 Var							
6,998.800	99.3560	6,953.73	6,998.53	-44.80	0.0	155.37	2.23
John Deere Capital Corporation - 24422EXH7 Medium Term Note 4.500 01/16/2029							
1,550,000.000	99.3910	1,540,560.50	1,509,761.00	30,799.50	1.2	69,750.00	4.53



CITY OF MENIFEE
ACCOUNT NUMBER: 6736302020

Page 19 of 43
January 1, 2025 to January 31, 2025

ASSET DETAIL (continued)

Security Description

	Shares/Face Amt	Price	Market Value	Tax Cost	Unrealized Gain/Loss	Percent of Total Portfolio	Estimated Annual Income	Estimated Current Yield
John Deere Own - 47789QAC4 A B S Ser 2021 B CI A 3 03/16/2026 Var	1,415.910	99.6620	1,411.12	1,415.78	-4.66	0.0	7.36	0.52
John Deere Owner - 47800BAC2 A B S Ser 2022 C CI A 3 5.090 06/15/2027	17,892.150	100.3010	17,946.01	17,890.76	55.25	0.0	910.71	5.07
John Deere Owner Tr - 47787JAC2 A B S Ser 2022 CI A 3 09/15/2026 Var	2,554.150	99.2420	2,534.79	2,553.58	-18.79	0.0	59.26	2.34
John Deere Owner Trust - 47800CAC0 A B S Ser 2023 A CI A3 5.010 11/15/2027	19,656.530	100.3940	19,733.98	19,652.95	81.03	0.0	984.79	4.99
John Deere Ownr Tr - 47800AAC4 A B S Ser 2022 B CI A3 02/16/2027 Var	8,410.490	99.5530	8,372.90	8,409.68	-36.78	0.0	314.55	3.76
Jpmorgan Chase Co - 46625HRY8 02/01/2028 Var	70,000.000	98.1240	68,686.80	67,053.70	1,633.10	0.1	2,647.40	3.85
Jpmorgan Chase Co - 46647PBK1 2.083 04/22/2026	12,000.000	99.4160	11,929.92	12,447.96	-518.04	0.0	249.96	2.09
Jpmorgan Chase Co - 46647PAM8 3.509 01/23/2029	1,250,000.000	96.3880	1,204,850.00	1,169,226.50	35,623.50	0.9	43,862.50	3.64
Jpmorgan Chase Co - 46647PBA3 3.960 01/29/2027	400,000.000	99.3280	397,312.00	388,284.00	9,028.00	0.3	15,840.00	3.99

CITY OF MENIFEE
ACCOUNT NUMBER: 6736302020Page 20 of 43
January 1, 2025 to January 31, 2025**ASSET DETAIL (continued)****Security Description**

	Shares/Face Amt	Price	Market Value	Tax Cost	Unrealized Gain/Loss	Percent of Total Portfolio	Estimated Annual Income	Estimated Current Yield
Mastercard Inc - 57636QAN4 2.000 03/03/2025	35,000.000	99.7990	34,929.65	36,067.15	-1,137.50	0.0	700.00	2.00
Mercedes Benz Auto - 58770AAC7 A B S Ser 2023 1 CI A3 4.510 11/15/2027	26,438.890	99.9790	26,433.34	26,435.72	-2.38	0.0	1,192.39	4.51
Merck Co Inc - 58933YBH7 4.050 05/17/2028	130,000.000	98.9320	128,611.60	130,394.70	-1,783.10	0.1	5,265.00	4.09
Microsoft Corp - 594918BJ2 3.125 11/03/2025	125,000.000	99.0970	123,871.25	120,882.50	2,988.75	0.1	3,906.25	3.15
Morgan Stanley - 61747YEZ4 Medium Term Note 5.050 01/28/2027	750,000.000	100.3020	752,265.00	744,262.05	8,002.95	0.6	37,875.00	5.03
Morgan Stanley - 61747YFD2 Medium Term Note 5.164 04/20/2029	800,000.000	100.5770	804,616.00	794,520.00	10,096.00	0.6	41,312.00	5.13
Morgan Stanley Fr - 6174468Q5 Medium Term Note 2.188 04/28/2026	35,000.000	99.3830	34,784.05	33,013.20	1,770.85	0.0	765.80	2.20
National Rural Util Coop - 637432NS0 3.700 03/15/2029	1,600,000.000	95.7760	1,532,416.00	1,507,712.00	24,704.00	1.2	59,200.00	3.86
National Rural Utils Coop Fin - 63743HFE7 Medium Term Note 3.450 06/15/2025	10,000.000	99.5640	9,956.40	9,997.30	-40.90	0.0	345.00	3.46



CITY OF MENIFEE
ACCOUNT NUMBER: 6736302020

Page 21 of 43
January 1, 2025 to January 31, 2025

ASSET DETAIL (continued)

Security Description

Shares/Face Amt	Price	Market Value	Tax Cost	Unrealized Gain/Loss	Percent of Total Portfolio	Estimated Annual Income	Estimated Current Yield
National Rural Utils Corp Fin - 63743HFH0 Medium Term Note 4.450 03/13/2026							
70,000.000	99.8620	69,903.40	69,950.30	-46.90	0.1	3,115.00	4.46
Northern Tr Corp Sr Nt - 665859AW4 4.000 05/10/2027							
15,000.000	98.8530	14,827.95	14,975.70	-147.75	0.0	600.00	4.05
Paccar Financial Corp - 69371RS31 Medium Term Note 4.600 01/10/2028							
100,000.000	100.3670	100,367.00	99,515.00	852.00	0.1	4,600.00	4.58
Paccar Financial Corp - 69371RS80 Medium Term Note 4.600 01/31/2029							
1,500,000.000	99.8260	1,497,390.00	1,468,515.00	28,875.00	1.1	69,000.00	4.61
Pepsico Inc - 713448CT3 2.750 04/30/2025							
130,000.000	99.6210	129,507.30	124,989.80	4,517.50	0.1	3,575.00	2.76
Pnc Financial Services - 693475BL8 4.758 01/26/2027							
135,000.000	99.9430	134,923.05	134,947.35	-24.30	0.1	6,423.30	4.76
Prologis L P - 74340XCG4 4.875 06/15/2028							
1,600,000.000	100.4970	1,607,952.00	1,577,232.00	30,720.00	1.2	78,000.00	4.85
Public Service Electric - 74456QBR6 Medium Term Note 2.250 09/15/2026							
850,000.000	96.5620	820,777.00	807,126.00	13,651.00	0.6	19,125.00	2.33
Public Service Electric - 74456QBX3 Medium Term Note 3.650 09/01/2028							
800,000.000	96.4740	771,792.00	752,432.00	19,360.00	0.6	29,200.00	3.78

CITY OF MENIFEE
ACCOUNT NUMBER: 6736302020Page 22 of 43
January 1, 2025 to January 31, 2025**ASSET DETAIL (continued)****Security Description**

	Shares/Face Amt	Price	Market Value	Tax Cost	Unrealized Gain/Loss	Percent of Total Portfolio	Estimated Annual Income	Estimated Current Yield
Reality Income Corp - 756109AV6 3.875 04/15/2025	20,000.000	99.8890	19,977.80	19,714.00	263.80	0.0	775.00	3.88
Realty Income Corp - 756109BG8 3.950 08/15/2027	100,000.000	98.4040	98,404.00	97,097.00	1,307.00	0.1	3,950.00	4.01
Realty Income Corp Sr - 756109CF9 4.750 02/15/2029	1,450,000.000	99.3290	1,440,270.50	1,410,895.00	29,375.50	1.1	68,875.00	4.78
Simon Property Group LP - 828807DE4 3.375 12/01/2027	800,000.000	96.7610	774,088.00	749,536.00	24,552.00	0.6	30,000.00	3.88
State Str Corp Sr Nt - 857477CL5 4.993 03/18/2027	125,000.000	100.9030	126,128.75	125,000.00	1,128.75	0.1	6,241.25	4.95
Target Corp - 87612EBM7 1.950 01/15/2027	20,000.000	95.4410	19,088.20	19,966.00	-877.80	0.0	390.00	2.04
Toronto Dominion Bank - 89115A2C5 Medium Term Note 4.108 06/08/2027	40,000.000	98.6050	39,442.00	39,866.00	-424.00	0.0	1,643.20	4.17
Toyota Auto Rec Own Tr - 89238JAC9 A B S Ser 2021 D Cl A 3 04/15/2026 Var	9,798.400	99.4190	9,741.47	9,227.72	513.75	0.0	69.57	0.71
Toyota Auto Rec Own Tr - 89231CAD9 A B S Ser 2022 C Cl A 3 3.760 04/15/2027	16,362.190	99.6580	16,306.23	16,089.91	216.32	0.0	615.22	3.77
Toyota Auto Rec Tr 2024-D 6/15/2029 - 89239TAD4 4.470000	405,000.000	99.7050	403,805.25	404,977.40	-1,172.15	0.3	18,103.50	4.48



CITY OF MENIFEE
ACCOUNT NUMBER: 6736302020

Page 23 of 43
January 1, 2025 to January 31, 2025

ASSET DETAIL (continued)

Security Description

	Shares/Face Amt	Price	Market Value	Tax Cost	Unrealized Gain/Loss	Percent of Total Portfolio	Estimated Annual Income	Estimated Current Yield
Toyota Mtr Cr Corp - 89236TJK2 Medium Term Note 1.125 06/18/2026	40,000.000	95.6610	38,264.40	39,982.40	-1,718.00	0.0	450.00	1.18
Toyota Mtr Cr Corp - 89236TKQ7 Medium Term Note 4.625 01/12/2028	80,000.000	100.2350	80,188.00	79,947.20	240.80	0.1	3,700.00	4.61
Toyota Mtr Cr Corp - 89236TLB9 Medium Term Note 5.250 09/11/2028	1,450,000.000	101.8490	1,476,810.50	1,455,605.50	21,205.00	1.1	76,125.00	5.15
Truist Finl Corp - 89788MAA0 Medium Term Note 1.200 08/05/2025	30,000.000	98.2910	29,487.30	29,341.20	146.10	0.0	360.00	1.22
Unitedhealth Group Inc - 91324PEC2 1.150 05/15/2026	40,000.000	95.9080	38,363.20	39,563.60	-1,200.40	0.0	460.00	1.20
Unitedhealth Group Inc - 91324PEU2 4.250 01/15/2029	850,000.000	98.1790	834,521.50	822,681.00	11,840.50	0.6	36,125.00	4.33
Unitedhealth Group Inc - 91324PEP3 5.250 02/15/2028	700,000.000	101.7890	712,523.00	702,464.00	10,059.00	0.5	36,750.00	5.16
US Bancorp - 91159HJK7 Medium Term Note 4.653 02/01/2029	1,600,000.000	99.3820	1,590,112.00	1,550,764.50	39,347.50	1.2	74,448.00	4.68

CITY OF MENIFEE
ACCOUNT NUMBER: 6736302020Page 24 of 43
January 1, 2025 to January 31, 2025**ASSET DETAIL (continued)****Security Description**

	Shares/Face Amt	Price	Market Value	Tax Cost	Unrealized Gain/Loss	Percent of Total Portfolio	Estimated Annual Income	Estimated Current Yield
Walmart Inc - 931142ER0 1.050 09/17/2026	10,000.000	95.0350	9,503.50	9,981.10	-477.60	0.0	105.00	1.10
Total Corporate Issues			\$30,502,491.34	\$30,019,411.07	\$483,080.27	23.4	\$1,351,520.67	
Foreign Issues								
Bank Montreal Que - 06368D3S1 Medium Term Note 3.700 06/07/2025	75,000.000	99.7000	74,775.00	73,120.50	1,654.50	0.1	2,775.00	3.71
Bank Of Montreal - 06368FAC3 Medium Term Note 1.250 09/15/2026	40,000.000	94.8310	37,932.40	39,951.60	-2,019.20	0.0	500.00	1.32
Inter American Devel Bk - 4581X0DC9 3.125 09/18/2028	120,000.000	95.9770	115,172.40	112,706.40	2,466.00	0.1	3,750.00	3.26
Inter American Devel Bk - 4581X0DV7 Medium Term Note 0.875 04/20/2026	75,000.000	95.9760	71,982.00	74,656.50	-2,674.50	0.1	656.25	0.91
Inter American Devel Bk - 4581X0EN4 Medium Term Note 4.125 02/15/2029	1,385,000.000	99.0360	1,371,648.60	1,381,426.20	-9,777.60	1.1	57,131.25	4.16
International Bank - 459058KL6 3.625 09/21/2029	1,350,000.000	96.7540	1,306,179.00	1,350,850.50	-44,671.50	1.0	48,937.50	3.75
International Bank - 459058LN1 3.875 10/16/2029	2,345,000.000	97.7510	2,292,260.95	2,338,879.55	-46,618.60	1.8	90,868.75	3.96



CITY OF MENIFEE
ACCOUNT NUMBER: 6736302020

Page 25 of 43
January 1, 2025 to January 31, 2025

ASSET DETAIL (continued)

Security Description

Shares/Face Amt	Price	Market Value	Tax Cost	Unrealized Gain/Loss	Percent of Total Portfolio	Estimated Annual Income	Estimated Current Yield
International Bank M T N - 459058JL8 0.500 10/28/2025							
75,000.000	97.2050	72,903.75	74,670.05	-1,766.30	0.1	375.00	0.51
International Bank M T N - 459058KT9 3.500 07/12/2028							
1,300,000.000	97.3020	1,264,926.00	1,248,988.00	15,938.00	1.0	45,500.00	3.60
International Finance Corp - 45950KDD9 Medium Term Note 4.500 07/13/2028							
100,000.000	100.5690	100,569.00	99,889.00	680.00	0.1	4,500.00	4.47
Royal Bk Cda - 78016EZ59 Medium Term Note 3.375 04/14/2025							
20,000.000	99.7660	19,953.20	19,992.60	-39.40	0.0	675.00	3.38
Royal Bk Cda - 78016FZW7 Medium Term Note 4.900 01/12/2028							
80,000.000	100.6920	80,553.60	79,957.60	596.00	0.1	3,920.00	4.87
Royal Bk Cda - 78016HZV5 Medium Term Note 4.950 02/01/2029							
1,550,000.000	100.4270	1,556,618.50	1,530,273.50	26,345.00	1.2	76,725.00	4.93
Toronto Dominion Bank - 89115A2K7 Medium Term Note 5.103 01/09/2026							
80,000.000	100.4970	80,397.60	79,890.40	507.20	0.1	4,082.40	5.08



CITY OF MENIFEE
ACCOUNT NUMBER: 6736302020

Page 26 of 43
January 1, 2025 to January 31, 2025



ASSET DETAIL (continued)

Security Description

Shares/Face Amt	Price	Market Value	Tax Cost	Unrealized Gain/Loss	Percent of Total Portfolio	Estimated Annual Income	Estimated Current Yield
Toronto Dominion Bk - 89115A2U5 Medium Term Note 5.523 07/17/2028							
1,400,000.000	102.0780	1,429,092.00	1,406,219.50	22,872.50	1.1	77,322.00	5.41
Total Foreign Issues		\$9,874,964.00	\$9,911,471.90	-\$36,507.90	7.6	\$417,718.15	
Total Taxable Bonds		\$127,240,265.21	\$127,869,819.42	-\$629,554.21	97.6	\$4,426,551.78	
Total Assets		\$130,422,042.82	\$131,051,597.03	-\$629,554.21	100.0	\$4,561,982.49	
Estimated Current Yield							3.49

ASSET DETAIL MESSAGES

Time of trade execution and trading party (if not disclosed) will be provided upon request.

Publicly traded assets are valued in accordance with market quotations or valuation methodologies from financial industry services believed by us to be reliable. Assets that are not publicly traded may be reflected at values from other external sources. Assets for which a current value is not available may be reflected at a previous value or as not valued, at par value, or at a nominal value. Values shown do not necessarily reflect prices at which assets could be bought or sold. Values are updated based on internal policy and may be updated less frequently than statement generation.

Estimated Current Yield and Estimated Annual Income are estimates provided for informational purposes only and should not be relied on for making investment, trading, or tax decisions. The estimates may not represent the actual value earned by your investments and they provide no guarantee of what your investments may earn in the future.



CITY OF MENIFEE
ACCOUNT NUMBER: 6736302020

Page 27 of 43
January 1, 2025 to January 31, 2025

TRANSACTION DETAIL

Date Posted	Activity	Description	Cash	Tax Cost
Beginning Balance 01/01/2025			\$0.00	\$130,744,880.68
01/02/25	Asset Income	Interest Earned On Federated Hermes Govt Obligs Is Interest From 12/1/24 To 12/31/24	1,312.03	
01/06/25	Asset Income	Interest Earned On Caterpillar Finl Mtn 4.800% 1/06/26 0.024 USD/\$1 Pv On 80,000 Par Value Due 1/6/25	1,920.00	
01/09/25	Asset Income	Interest Earned On Toronto Dominion Mtn 5.103% 1/09/26 0.025515 USD/\$1 Pv On 80,000 Par Value Due 1/9/25	2,041.20	
01/10/25	Asset Income	Interest Earned On Paccar Financial Mtn 4.600% 1/10/28 0.023 USD/\$1 Pv On 100,000 Par Value Due 1/10/25	2,300.00	
01/13/25	Asset Income	Interest Earned On Intl Bk M T N 3.500% 7/12/28 0.0175 USD/\$1 Pv On 1,300,000 Par Value Due 1/12/25	22,750.00	
01/13/25	Asset Income	Interest Earned On Royal Bk Cda Mtn 4.900% 1/12/28 0.0245 USD/\$1 Pv On 80,000 Par Value Due 1/12/25	1,960.00	
01/13/25	Asset Income	Interest Earned On American Honda Mtn 4.700% 1/12/28 0.0235 USD/\$1 Pv On 130,000 Par Value Due 1/12/25	3,055.00	
01/13/25	Asset Income	Interest Earned On Toyota Mtr Cr M T N 4.625% 1/12/28 0.023125 USD/\$1 Pv On 80,000 Par Value Due 1/12/25	1,850.00	
01/13/25	Asset Income	Interest Earned On Ifc M T N 4.500% 7/13/28 0.0225 USD/\$1 Pv On 100,000 Par Value Due 1/13/25	2,250.00	
01/14/25	Cash Disbursement	Cash Disbursement Paid To Chandler Asset Mgmt Payment Of Funds As Requested	-7,792.87	
01/15/25	Asset Income	Interest Earned On Ford Cr Auto Owner 4.840% 7/15/29 \$0.00384/Pv On 775,000.00 Pv Due 1/15/25	2,977.29	



CITY OF MENIFEE
ACCOUNT NUMBER: 6736302020

Page 28 of 43
January 1, 2025 to January 31, 2025

TRANSACTION DETAIL (continued)

Date Posted	Activity	Description	Cash	Tax Cost
01/15/25	Asset Income	Interest Earned On Honda Auto Rec Own 1.880% 5/15/26 \$0.00157/Pv On 29,964.53 Pv Due 1/15/25	46.94	
01/15/25	Sale	Paid Down 4,320.33 Par Value Of Honda Auto Rec Own 1.880% 5/15/26 Trade Date 1/15/25	4,320.33	-4,155.78
01/15/25	Asset Income	Interest Earned On Hyundai Auto Rec 2.220% 10/15/26 \$0.00185/Pv On 8,176.29 Pv Due 1/15/25	15.13	
01/15/25	Sale	Paid Down 1,177.49 Par Value Of Hyundai Auto Rec 2.220% 10/15/26 Trade Date 1/15/25	1,177.49	-1,177.45
01/15/25	Asset Income	Interest Earned On Hyundai Auto Rec Tr 0.740% 5/15/26 \$0.00062/Pv On 2,089.90 Pv Due 1/15/25	1.28	
01/15/25	Sale	Paid Down 833.2 Par Value Of Hyundai Auto Rec Tr 0.740% 5/15/26 Trade Date 1/15/25	833.20	-821.27
01/15/25	Asset Income	Interest Earned On John Deere Owner 2.320% 9/15/26 \$0.00193/Pv On 2,927.61 Pv Due 1/15/25	5.66	
01/15/25	Sale	Paid Down 373.46 Par Value Of John Deere Owner 2.320% 9/15/26 Trade Date 1/15/25	373.46	-373.38
01/15/25	Asset Income	Interest Earned On John Deere Own 0.520% 3/16/26 \$0.00043/Pv On 1,900.98 Pv Due 1/15/25	0.82	
01/15/25	Sale	Paid Down 485.07 Par Value Of John Deere Own 0.520% 3/16/26 Trade Date 1/15/25	485.07	-485.02
01/15/25	Asset Income	Interest Earned On John Deere Ownr Tr 3.740% 2/16/27 \$0.00312/Pv On 9,156.84 Pv Due 1/15/25	28.54	



CITY OF MENIFEE
ACCOUNT NUMBER: 6736302020

Page 29 of 43
January 1, 2025 to January 31, 2025

TRANSACTION DETAIL (continued)

Date Posted	Activity	Description	Cash	Tax Cost
01/15/25	Sale	Paid Down 746.35 Par Value Of John Deere Ownr Tr 3.740% 2/16/27 Trade Date 1/15/25	746.35	-746.28
01/15/25	Asset Income	Interest Earned On John Deere Owner 5.090% 6/15/27 \$0.00424/Pv On 19,055.36 Pv Due 1/15/25	80.83	
01/15/25	Sale	Paid Down 1,163.21 Par Value Of John Deere Owner 5.090% 6/15/27 Trade Date 1/15/25	1,163.21	-1,163.12
01/15/25	Asset Income	Interest Earned On John Deere Owner 5.010% 11/15/27 \$0.00418/Pv On 20,000.00 Pv Due 1/15/25	83.50	
01/15/25	Sale	Paid Down 343.47 Par Value Of John Deere Owner 5.010% 11/15/27 Trade Date 1/15/25	343.47	-343.41
01/15/25	Asset Income	Interest Earned On Mercedes Benz Auto 4.510% 11/15/27 \$0.00376/Pv On 28,521.54 Pv Due 1/15/25	107.19	
01/15/25	Sale	Paid Down 2,082.65 Par Value Of Mercedes Benz Auto 4.510% 11/15/27 Trade Date 1/15/25	2,082.65	-2,082.40
01/15/25	Asset Income	Interest Earned On Toyota Auto Rec 3.760% 4/15/27 \$0.00313/Pv On 17,699.17 Pv Due 1/15/25	55.46	
01/15/25	Sale	Paid Down 1,336.98 Par Value Of Toyota Auto Rec 3.760% 4/15/27 Trade Date 1/15/25	1,336.98	-1,314.73
01/15/25	Asset Income	Interest Earned On Toyota Auto Rec 0.710% 4/15/26 \$0.00059/Pv On 12,654.73 Pv Due 1/15/25	7.49	
01/15/25	Sale	Paid Down 2,856.33 Par Value Of Toyota Auto Rec 0.710% 4/15/26 Trade Date 1/15/25	2,856.33	-2,689.97

CITY OF MENIFEE
ACCOUNT NUMBER: 6736302020Page 30 of 43
January 1, 2025 to January 31, 2025**TRANSACTION DETAIL (continued)**

Date Posted	Activity	Description	Cash	Tax Cost
01/15/25	Asset Income	Interest Earned On Toyota Auto Rec Tr 4.470% 6/15/29 \$0.00367/Pv On 405,000.00 Pv Due 1/15/25	1,485.00	
01/15/25	Asset Income	Interest Earned On Target Corp 1.950% 1/15/27 0.00975 USD/\$1 Pv On 20,000 Par Value Due 1/15/25	195.00	
01/15/25	Asset Income	Interest Earned On U S Treasury Nt 4.000% 1/15/27 0.02 USD/\$1 Pv On 800,000 Par Value Due 1/15/25	16,000.00	
01/15/25	Asset Income	Interest Earned On U S Treasury Nt 4.500% 7/15/26 0.0225 USD/\$1 Pv On 850,000 Par Value Due 1/15/25	19,125.00	
01/15/25	Asset Income	Interest Earned On Unitedhealth Group 4.250% 1/15/29 0.02125 USD/\$1 Pv On 850,000 Par Value Due 1/15/25	18,062.50	
01/16/25	Asset Income	Interest Earned On Gm Fin Cons Auto 0.680% 9/16/26 \$0.00057/Pv On 2,098.42 Pv Due 1/16/25	1.19	
01/16/25	Sale	Paid Down 356.18 Par Value Of Gm Fin Cons Auto 0.680% 9/16/26 Trade Date 1/16/25	356.18	-356.17
01/16/25	Asset Income	Interest Earned On Gm Fin Cons Auto 1.260% 11/16/26 \$0.00105/Pv On 2,691.63 Pv Due 1/16/25	2.83	
01/16/25	Sale	Paid Down 425.65 Par Value Of Gm Fin Cons Auto 1.260% 11/16/26 Trade Date 1/16/25	425.65	-425.61
01/16/25	Asset Income	Interest Earned On John Deere Mtn 4.500% 1/16/29 0.0225 USD/\$1 Pv On 1,550,000 Par Value Due 1/16/25	34,875.00	
01/17/25	Asset Income	Interest Earned On Toronto Dominion Mtn 5.523% 7/17/28 0.027615 USD/\$1 Pv On 1,400,000 Par Value Due 1/17/25	38,661.00	



CITY OF MENIFEE
ACCOUNT NUMBER: 6736302020

Page 31 of 43
January 1, 2025 to January 31, 2025

TRANSACTION DETAIL (continued)

Date Posted	Activity	Description	Cash	Tax Cost
01/21/25	Asset Income	Interest Earned On Honda Auto Rec Owner 5.270% 11/20/28 \$0.00439/Pv On 210,000.00 Pv Due 1/18/25	922.25	
01/21/25	Asset Income	Interest Earned On Honda Auto 4.570% 3/21/29 \$0.00381/Pv On 800,000.00 Pv Due 1/21/25	3,046.67	
01/21/25	Asset Income	Interest Earned On Honda Auto Rec 0.880% 1/21/26 \$0.00073/Pv On 1,568.73 Pv Due 1/21/25	1.15	
01/21/25	Sale	Paid Down 361.36 Par Value Of Honda Auto Rec 0.880% 1/21/26 Trade Date 1/21/25	361.36	-361.28
01/21/25	Asset Income	Interest Earned On Bank America Mtn 5.080% 1/20/27 0.0254 USD/\$1 Pv On 30,000 Par Value Due 1/20/25	762.00	
01/21/25	Asset Income	Interest Earned On Bank Of America Mtn 3.824% 1/20/28 0.01912 USD/\$1 Pv On 75,000 Par Value Due 1/20/25	1,434.00	
01/23/25	Asset Income	Interest Earned On Jpmorgan Chase Co 3.509% 1/23/29 0.017545 USD/\$1 Pv On 1,250,000 Par Value Due 1/23/25	21,931.25	
01/27/25	Asset Income	Interest Earned On F H L M C Mltcl Mtg 3.329% 5/25/25 \$0.00277/Pv On 32,581.72 Pv Due 1/25/25	90.39	
01/27/25	Sale	Paid Down 672.6 Par Value Of F H L M C Mltcl Mtg 3.329% 5/25/25 Trade Date 1/25/25	672.60	-691.31
01/27/25	Asset Income	Interest Earned On F H L M C Mltcl Mt 3.284% 6/25/25 \$0.00274/Pv On 54,230.12 Pv Due 1/25/25	148.40	
01/27/25	Sale	Paid Down 1,561.38 Par Value Of F H L M C Mltcl Mt 3.284% 6/25/25 Trade Date 1/25/25	1,561.38	-1,660.47

CITY OF MENIFEE
ACCOUNT NUMBER: 6736302020Page 32 of 43
January 1, 2025 to January 31, 2025**TRANSACTION DETAIL (continued)**

Date Posted	Activity	Description	Cash	Tax Cost
01/27/25	Asset Income	Interest Earned On F H L M C Mltcl Mtg 2.525% 5/25/26 \$0.00210/Pv On 120,000.00 Pv Due 1/25/25	252.50	
01/27/25	Asset Income	Interest Earned On F H L M C Mltcl Mt 2.653% 8/25/26 \$0.00221/Pv On 125,000.00 Pv Due 1/25/25	276.35	
01/27/25	Asset Income	Interest Earned On F H L M C Mltcl Mt 3.187% 9/25/27 \$0.00266/Pv On 99,149.86 Pv Due 1/25/25	263.33	
01/27/25	Sale	Paid Down 160.22 Par Value Of F H L M C Mltcl Mt 3.187% 9/25/27 Trade Date 1/25/25	160.22	-153.72
01/27/25	Asset Income	Interest Earned On F H L M C Mltcl Mt 3.422% 2/25/52 \$0.00285/Pv On 1,500,000.00 Pv Due 1/25/25	4,277.50	
01/27/25	Asset Income	Interest Earned On F H L M C Mltcl Mtg 2.031% 9/25/28 \$0.00169/Pv On 135,000.00 Pv Due 1/25/25	228.49	
01/27/25	Asset Income	Interest Earned On F H L M C Mltcl Mt 3.334% 8/25/25 \$0.00278/Pv On 23,972.61 Pv Due 1/25/25	66.60	
01/27/25	Sale	Paid Down 182.45 Par Value Of F H L M C Mltcl Mt 3.334% 8/25/25 Trade Date 1/25/25	182.45	-195.54
01/27/25	Asset Income	Interest Earned On F H L M C Mltcl Mtg 2.995% 12/25/25 \$0.00250/Pv On 125,000.00 Pv Due 1/25/25	311.98	
01/27/25	Asset Income	Interest Earned On F H L M C Mltcl Mtg 3.413% 12/25/26 \$0.00284/Pv On 70,000.00 Pv Due 1/25/25	199.09	
01/27/25	Asset Income	Interest Earned On F H L M C Mltcl Mt 3.430% 1/25/27 \$0.00286/Pv On 70,000.00 Pv Due 1/25/25	200.08	



CITY OF MENIFEE
ACCOUNT NUMBER: 6736302020

Page 33 of 43
January 1, 2025 to January 31, 2025

TRANSACTION DETAIL (continued)

Date Posted	Activity	Description	Cash	Tax Cost
01/27/25	Asset Income	Interest Earned On F H L M C Mltcl Mt 3.303% 11/25/27 \$0.00275/Pv On 30,000.00 Pv Due 1/25/25	82.58	
01/27/25	Asset Income	Interest Earned On F H L M C Mltcl Mt 3.900% 8/25/28 \$0.00325/Pv On 1,500,000.00 Pv Due 1/25/25	4,875.00	
01/27/25	Asset Income	Interest Earned On F H L M C Mltcl Mtg 2.982% 5/25/52 \$0.00249/Pv On 1,000,000.00 Pv Due 1/25/25	2,485.00	
01/27/25	Asset Income	Interest Earned On F H L M C Mltcl Mtg 2.745% 1/25/26 \$0.00229/Pv On 68,289.16 Pv Due 1/25/25	156.21	
01/27/25	Sale	Paid Down 2,114.21 Par Value Of F H L M C Mltcl Mtg 2.745% 1/25/26 Trade Date 1/25/25	2,114.21	-2,023.61
01/27/25	Asset Income	Interest Earned On Bmw Vehicle Lease 5.160% 11/25/25 \$0.00430/Pv On 28,256.29 Pv Due 1/25/25	121.51	
01/27/25	Sale	Paid Down 13,327.86 Par Value Of Bmw Vehicle Lease 5.160% 11/25/25 Trade Date 1/25/25	13,327.86	-13,351.97
01/27/25	Asset Income	Interest Earned On Bmw Veh Owner Tr 3.210% 8/25/26 \$0.00267/Pv On 4,916.31 Pv Due 1/25/25	13.15	
01/27/25	Sale	Paid Down 673.19 Par Value Of Bmw Veh Owner Tr 3.210% 8/25/26 Trade Date 1/25/25	673.19	-673.15
01/27/25	Asset Income	Interest Earned On Bmw Vehicle Owner 5.180% 2/26/29 \$0.00432/Pv On 570,000.00 Pv Due 1/25/25	2,460.50	
01/27/25	Asset Income	Interest Earned On F H L M C Mltcl Mt 2.525% 10/25/26 \$0.00210/Pv On 125,000.00 Pv Due 1/25/25	263.02	

CITY OF MENIFEE
ACCOUNT NUMBER: 6736302020Page 34 of 43
January 1, 2025 to January 31, 2025**TRANSACTION DETAIL (continued)**

Date Posted	Activity	Description	Cash	Tax Cost
01/27/25	Asset Income	Interest Earned On Charles Schwab Corp 3.200% 1/25/28 0.016 USD/\$1 Pv On 85,000 Par Value Due 1/25/25	1,360.00	
01/27/25	Asset Income	Interest Earned On Pnc Financial 4.758% 1/26/27 0.02379 USD/\$1 Pv On 135,000 Par Value Due 1/26/25	3,211.65	
01/28/25	Asset Income	Interest Earned On Morgan Stanley Mtn 5.050% 1/28/27 0.02525 USD/\$1 Pv On 750,000 Par Value Due 1/28/25	18,937.50	
01/29/25	Purchase	Purchased 1,500,000 Par Value Of U S Treasury Nt 4.375% 12/31/29 Trade Date 1/28/25 Purchased Through Nomura Securities Internationa Purchased On The Off-Exchange Transactions - Li Swift External Ref#: 8502803133148427 1,500,000 Par Value At 100.035156 %	-1,500,527.34	1,500,527.34
01/29/25	Purchase Accrued Interest	Paid Accrued Interest On Purchase Of U S Treasury Nt 4.375% 12/31/29 Income Debit 5,257.25- USD	-5,257.25	
01/29/25	Sale	Sold 4,000,000 Par Value Of F H L B Deb 0.700% 9/16/25 Trade Date 1/28/25 Sold Through Pnc Bank Na/Pnc Cap Markets Sold On The Marketaxess Corporation Swift External Ref#: 8502803133148186 4,000,000 Par Value At 97.764 %	3,910,560.00	-4,000,000.00
01/29/25	Sell Accrued Interest	Received Accrued Interest On Sale Of F H L B Deb 0.700% 9/16/25 Income Credit 10,344.44 USD	10,344.44	
01/29/25	Asset Income	Interest Earned On Jpmorgan Chase Co 3.960% 1/29/27 0.0198 USD/\$1 Pv On 400,000 Par Value Due 1/29/25	7,920.00	
01/31/25	Asset Income	Interest Earned On Paccar Financial Mtn 4.600% 1/31/29 0.023 USD/\$1 Pv On 1,500,000 Par Value Due 1/31/25	34,500.00	



CITY OF MENIFEE
ACCOUNT NUMBER: 6736302020

Page 35 of 43
January 1, 2025 to January 31, 2025

TRANSACTION DETAIL (continued)

Date Posted	Activity	Description	Cash	Tax Cost
01/31/25	Asset Income	Interest Earned On U S Treasury Nt 2.625% 1/31/26 0.013125 USD/\$1 Pv On 800,000 Par Value Due 1/31/25	10,500.00	
01/31/25	Asset Income	Interest Earned On U S Treasury Nt 2.750% 7/31/27 0.01375 USD/\$1 Pv On 815,000 Par Value Due 1/31/25	11,206.25	
01/31/25	Asset Income	Interest Earned On U S Treasury Nt 4.000% 1/31/29 0.02 USD/\$1 Pv On 825,000 Par Value Due 1/31/25	16,500.00	
01/31/25	Asset Income	Interest Earned On U S Treasury Nt 4.000% 7/31/29 0.02 USD/\$1 Pv On 1,300,000 Par Value Due 1/31/25	26,000.00	
01/31/25	Asset Income	Interest Earned On U S Treasury Nt 4.125% 7/31/28 0.020625 USD/\$1 Pv On 790,000 Par Value Due 1/31/25	16,293.75	
01/31/25	Asset Income	Interest Earned On U S Treasury Nt 4.250% 1/31/26 0.02125 USD/\$1 Pv On 800,000 Par Value Due 1/31/25	17,000.00	
01/31/25	Asset Income	Interest Earned On U S Treasury Nt 4.750% 7/31/25 0.02375 USD/\$1 Pv On 800,000 Par Value Due 1/31/25	19,000.00	
	Purchase	Combined Purchases For The Period 1/ 1/25 - 1/31/25 Of Federated Hermes Govt Obligs Is	-2,849,227.52	2,849,227.52
	Sale	Combined Sales For The Period 1/ 1/25 - 1/31/25 Of Federated Hermes Govt Obligs Is	7,792.87	-7,792.87
Ending Balance 01/31/2025			\$0.00	\$131,051,597.03



CITY OF MENIFEE
ACCOUNT NUMBER: 6736302020

Page 36 of 43
January 1, 2025 to January 31, 2025

SALE/MATURITY SUMMARY

	Settlement Date	Description	Tax Cost	Proceeds	Estimated Gain/Loss
Taxable Bonds					
Bmw Veh Owner Tr A B S Ser 2022 A CI A 3 08/25/2026 Var BVO3226					
	01/27/25	Paid Down 673.19 Par Value Trade Date 1/25/25	-673.15	673.19	0.04
Bmw Vehicle Lease A B S Ser 2023 1 CI A 3 5.160 11/25/2025 05593AAC3					
	01/27/25	Paid Down 13,327.86 Par Value Trade Date 1/25/25	-13,351.97	13,327.86	-24.11
F H L M C Multiclass Mtg Partn C M O Ser K047 CI A2 3.329 05/25/2025 FHL3325A					
	01/27/25	Paid Down 672.6 Par Value Trade Date 1/25/25	-691.31	672.60	-18.71
F H L M C Multiclass Mtg Partn C M O Ser K048 CI A2 06/25/2025 Var FHL3225					
	01/27/25	Paid Down 1,561.38 Par Value Trade Date 1/25/25	-1,660.47	1,561.38	-99.09



CITY OF MENIFEE
ACCOUNT NUMBER: 6736302020

Page 37 of 43
January 1, 2025 to January 31, 2025

SALE/MATURITY SUMMARY (continued)

	Settlement Date	Description	Tax Cost	Proceeds	Estimated Gain/Loss
F H L M C Multiclass Mtg Partn C M O Ser K050 CI A2 08/25/2025 Var FHL3325					
	01/27/25	Paid Down 182.45 Par Value Trade Date 1/25/25	-195.54	182.45	-13.09
F H L M C Multiclass Mtg Partn C M O Ser K054 CI A2 2.745 01/25/2026 3137BNGT5					
	01/27/25	Paid Down 2,114.21 Par Value Trade Date 1/25/25	-2,023.61	2,114.21	90.60
F H L M C Multiclass Mtg Partn C M O Ser K069 CI A2 3.187 09/25/2027 FHL3127A					
	01/27/25	Paid Down 160.22 Par Value Trade Date 1/25/25	-153.72	160.22	6.50
Federal Home Loan Bks 0.700 09/16/2025 3130AMQ54					
	01/29/25	Sold 4,000,000 Par Value Trade Date 1/28/25 Sold Through Pnc Bank Na/Pnc Cap Markets Sold On The Marketaxess Corporation Swift External Ref#: 8502803133148186 4,000,000 Par Value At 97.764 %	-4,000,000.00	3,910,560.00	-89,440.00

CITY OF MENIFEE
ACCOUNT NUMBER: 6736302020Page 38 of 43
January 1, 2025 to January 31, 2025**SALE/MATURITY SUMMARY (continued)**

	Settlement Date	Description	Tax Cost	Proceeds	Estimated Gain/Loss
Gm Fin Cons Auto Rec A B S Ser 2022 1 CI A3 1.260 11/16/2026 GFC1226					
	01/16/25	Paid Down 425.65 Par Value Trade Date 1/16/25	-425.61	425.65	0.04
Gm Fin Cons Auto Rec Tr A B S Ser 2021 4 CI A 3 0.680 09/16/2026 GFC0626					
	01/16/25	Paid Down 356.18 Par Value Trade Date 1/16/25	-356.17	356.18	0.01
Honda Auto Rec Ownr Tr A B S Ser 2022 1 CI A 3 1.880 05/15/2026 HAR1826					
	01/15/25	Paid Down 4,320.33 Par Value Trade Date 1/15/25	-4,155.78	4,320.33	164.55
Honda Auto Rec Ownr Tr 2021 4 A B S Ser 2021 4 CI A3 01/21/2026 Var HAR0826					
	01/21/25	Paid Down 361.36 Par Value Trade Date 1/21/25	-361.28	361.36	0.08



CITY OF MENIFEE
ACCOUNT NUMBER: 6736302020

Page 39 of 43
January 1, 2025 to January 31, 2025

SALE/MATURITY SUMMARY (continued)

	Settlement Date	Description	Tax Cost	Proceeds	Estimated Gain/Loss
Hyundai Auto Rec Tr A B S Ser 2021 C CI A3 0.740 05/15/2026 HAR0726	01/15/25	Paid Down 833.2 Par Value Trade Date 1/15/25	-821.27	833.20	11.93
Hyundai Auto Rec Tr A B S Ser 2022 A CI A3 10/15/2026 Var HAR2226	01/15/25	Paid Down 1,177.49 Par Value Trade Date 1/15/25	-1,177.45	1,177.49	0.04
John Deere Own A B S Ser 2021 B CI A 3 03/16/2026 Var JDO0926	01/15/25	Paid Down 485.07 Par Value Trade Date 1/15/25	-485.02	485.07	0.05
John Deere Owner A B S Ser 2022 C CI A 3 5.090 06/15/2027 JDO5027	01/15/25	Paid Down 1,163.21 Par Value Trade Date 1/15/25	-1,163.12	1,163.21	0.09



CITY OF MENIFEE
ACCOUNT NUMBER: 6736302020

Page 40 of 43
January 1, 2025 to January 31, 2025

SALE/MATURITY SUMMARY (continued)

	Settlement Date	Description	Tax Cost	Proceeds	Estimated Gain/Loss
John Deere Owner Tr A B S Ser 2022 CI A 3 09/15/2026 Var JDO2326					
	01/15/25	Paid Down 373.46 Par Value Trade Date 1/15/25	-373.38	373.46	0.08
John Deere Owner Trust A B S Ser 2023 A CI A3 5.010 11/15/2027 47800CAC0					
	01/15/25	Paid Down 343.47 Par Value Trade Date 1/15/25	-343.41	343.47	0.06
John Deere Ownr Tr A B S Ser 2022 B CI A3 02/16/2027 Var JDO6827					
	01/15/25	Paid Down 746.35 Par Value Trade Date 1/15/25	-746.28	746.35	0.07
Mercedes Benz Auto A B S Ser 2023 1 CI A3 4.510 11/15/2027 MBA4527					
	01/15/25	Paid Down 2,082.65 Par Value Trade Date 1/15/25	-2,082.40	2,082.65	0.25



CITY OF MENIFEE
ACCOUNT NUMBER: 6736302020

Page 41 of 43
January 1, 2025 to January 31, 2025

SALE/MATURITY SUMMARY (continued)

	Settlement Date	Description	Tax Cost	Proceeds	Estimated Gain/Loss
Toyota Auto Rec Own Tr A B S Ser 2021 D CI A 3 04/15/2026 Var TAR0726					
	01/15/25	Paid Down 2,856.33 Par Value Trade Date 1/15/25	-2,689.97	2,856.33	166.36
Toyota Auto Rec Own Tr A B S Ser 2022 C CI A 3 3.760 04/15/2027 TAR3727					
	01/15/25	Paid Down 1,336.98 Par Value Trade Date 1/15/25	-1,314.73	1,336.98	22.25
Total Taxable Bonds			-\$4,035,245.64	\$3,946,113.64	-\$89,132.00
Total Sales & Maturities			-\$4,035,245.64	\$3,946,113.64	-\$89,132.00

SALE/MATURITY SUMMARY MESSAGES

Estimated Year-To-Date Long-Term Gain (Loss): (\$89,132.00)

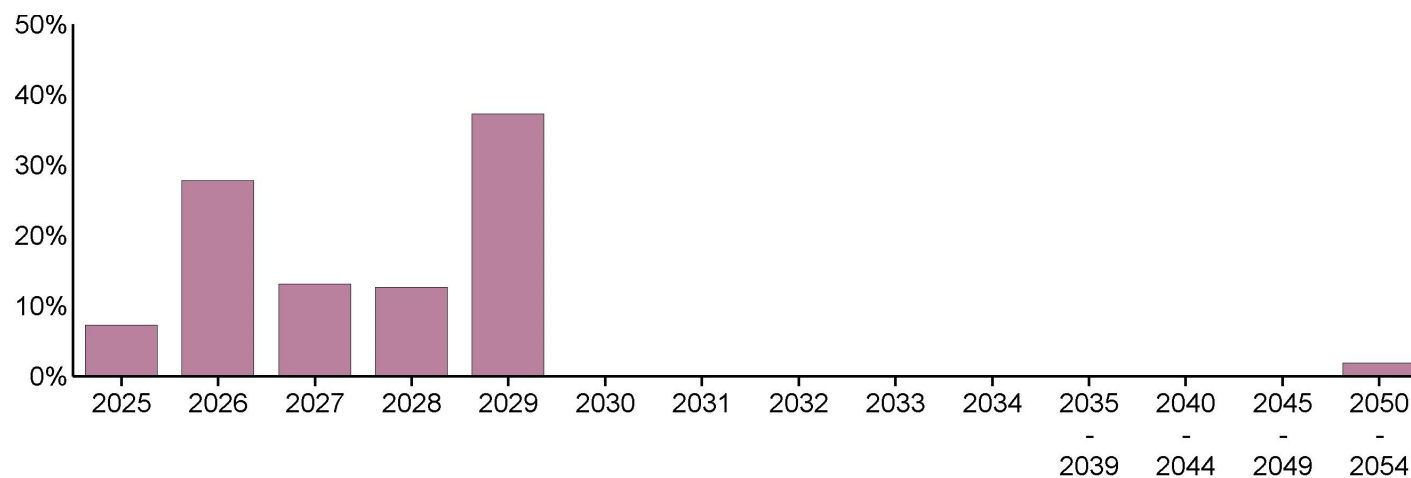
Estimates should not be used for tax purposes



CITY OF MENIFEE
ACCOUNT NUMBER: 6736302020

Page 42 of 43
January 1, 2025 to January 31, 2025

BOND SUMMARY



	Par Value	Market Value	Percentage of Category
MATURITY			
2025	9,373,296.45	9,292,451.01	7.31
2026	36,595,301.82	35,414,757.68	27.84
2027	16,827,749.89	16,676,973.47	13.11
2028	16,180,000.00	16,081,426.65	12.63
2029	47,855,000.00	47,401,081.40	37.25
2030	0.00	0.00	0.00
2031	0.00	0.00	0.00
2032	0.00	0.00	0.00
2033	0.00	0.00	0.00
2034	0.00	0.00	0.00
2035 - 2039	0.00	0.00	0.00
2040 - 2044	0.00	0.00	0.00
2045 - 2049	0.00	0.00	0.00
2050 - 2054	2,500,000.00	2,373,575.00	1.86
Total of Category	\$129,331,348.16	\$127,240,265.21	100.00



CITY OF MENIFEE
ACCOUNT NUMBER: 6736302020

Page 43 of 43
January 1, 2025 to January 31, 2025

BOND SUMMARY (continued)

	Par Value	Market Value	Percentage of Category
MOODY'S RATING			
Aaa	93,212,694.59	91,507,535.07	71.92
Aa2	55,000.00	52,728.70	0.04
Aa3	1,815,000.00	1,813,119.50	1.42
A1	15,897,000.00	15,711,515.87	12.35
A2	5,720,000.00	5,748,830.60	4.52
A3	7,285,000.00	7,249,312.05	5.70
Baa1	30,000.00	29,487.30	0.02
N/A	5,316,653.57	5,127,736.12	4.03
Total of Category	\$129,331,348.16	\$127,240,265.21	100.00

S&P RATING			
AAA	9,768,668.59	9,551,747.02	7.51
AA+	24,340,000.00	23,456,139.20	18.43
AA	135,000.00	129,754.70	0.10
AA-	700,000.00	705,348.00	0.55
A+	5,070,000.00	5,086,304.10	4.00
A	13,902,000.00	13,801,281.97	10.85
A-	10,995,000.00	10,882,305.25	8.55
N/A	64,420,679.57	63,627,384.97	50.01
Total of Category	\$129,331,348.16	\$127,240,265.21	100.00

BOND SUMMARY MESSAGES

Data contained within this section excluded Mutual Funds, Exchange Traded Funds, and Closed-Ended Funds.



THIS PAGE WAS INTENTIONALLY LEFT BLANK

Glossary

Accretion - The accumulation of the value of a discounted bond until maturity.

Adjusted Prior Market Realized Gain/Loss - The difference between the proceeds and the Prior Market Value of the transaction.

Adjusted Prior Market Unrealized Gain/Loss - The difference between the Market Value and the Adjusted Prior Market Value.

Adjusted Prior Market Value - A figure calculated using the beginning Market Value for the fiscal year, adjusted for all asset related transactions during the period, employing an average cost methodology.

Amortization - The decrease in value of a premium bond until maturity.

Asset - Anything owned that has commercial exchange value. Assets may consist of specific property or of claims against others, in contrast to obligations due to others (liabilities).

Bond Rating - A measurement of a bond's quality based upon the issuer's financial condition. Ratings are assigned by independent rating services, such as Moody's, or S&P, and reflect their opinion of the issuer's ability to meet the scheduled interest and principal repayments for the bond.

Cash - Cash activity that includes both income and principal cash categories.

Change in Unrealized Gain/Loss - Also reported as Gain/Loss in Period in the Asset Detail section. This figure shows the market appreciation (depreciation) for the current period.

Cost Basis (Book Value) - The original price of an asset, normally the purchase price or appraised value at the time of acquisition. Book Value method maintains an average cost for each asset.

Cost Basis (Tax Basis) - The original price of an asset, normally the purchase price or appraised value at the time of acquisition. Tax Basis uses client determined methods such as Last-In-First-Out (LIFO), First-In-First-Out (FIFO), Average, Minimum Gain, and Maximum Gain.

Ending Accrual - (Also reported as Accrued Income) Income earned but not yet received, or expenses incurred but not yet paid, as of the end of the reporting period.

Estimated Annual Income - The amount of income a particular asset is anticipated to earn over the next year. The shares multiplied by annual income rate.

Estimated Current Yield - The annual rate of return on an investment expressed as a percentage. For stocks, yield is calculated by taking the annual dividend payments divided by the stock's current share price. For bonds, yield is calculated by the coupon rate divided by the bond's market price.

Ex-Dividend Date - (Also reported as Ex-Date) For stock trades, the person who owns the security on the ex-dividend date will earn the dividend, regardless of who currently owns the stock.

Income Cash - A category of cash comprised of ordinary earnings derived from investments, usually dividends and interest.

Market Value - The price per unit multiplied by the number of units.

Maturity Date - The date on which an obligation or note matures.

Payable Date - The date on which a dividend, mutual fund distribution, or interest on a bond will be made.

Principal Cash - A category of cash comprised of cash, deposits, cash withdrawals and the cash flows generated from purchases or sales of investments.

Realized Gain/Loss Calculation - The Proceeds less the Cost Basis of a transaction.

Settlement Date - The date on which a trade settles and cash or securities are credited or debited to the account.

Trade Date - The date a trade is legally entered into.

Unrealized Gain/Loss - The difference between the Market Value and Cost Basis at the end of the current period.

Yield on/at Market - The annual rate of return on an investment expressed as a percentage. For stocks, yield is calculated by the annual dividend payments divided by the stock's current share price. For bonds, yield is calculated by the coupon rate divided by the bond's market price.

The terms defined in this glossary are only for use when reviewing your account statement. Please contact your Relationship Manager with any questions.



020632
-UC-032

U.S. Bank
1555 N. Rivercenter Dr.
Suite 300
Milwaukee, WI 53212



000017115 06 SP 000638904641569 S

CITY OF MENIFEE
FINANCE DEPARTMENT
29844 HAUN ROAD
MENIFEE, CA 92586

