

**QUESTIONS?**

If you have any questions regarding your account or this statement, please contact your Administrator.

KATHERINE ARTISHON  
EP-MN-WS4E  
60 LIVINGSTON AVE.  
ST PAUL MN 55107  
E-mail [katherine.artishon@usbank.com](mailto:katherine.artishon@usbank.com)

**Portfolio Manager:**  
TS PRT RC #1 - AUTO  
CN-OH-W6TC

**ACCOUNT NUMBER: 6736302020****CITY OF MENIFEE****This statement is for the period from March 1, 2025 to March 31, 2025**

000019093 06 SP 000638950617153 S  
CITY OF MENIFEE  
FINANCE DEPARTMENT  
29844 HAUN ROAD  
MENIFEE, CA 92586



THIS PAGE WAS INTENTIONALLY LEFT BLANK



---

**TABLE OF CONTENTS**

---

<b>Schedule</b>	<b>Page</b>
Market Value Summary .....	1
Asset Summary .....	2
Income Summary .....	3
Cash Summary .....	4
Asset Detail .....	5
Transaction Detail .....	27
Sale/Maturity Summary .....	37
Bond Summary .....	44



THIS PAGE WAS INTENTIONALLY LEFT BLANK

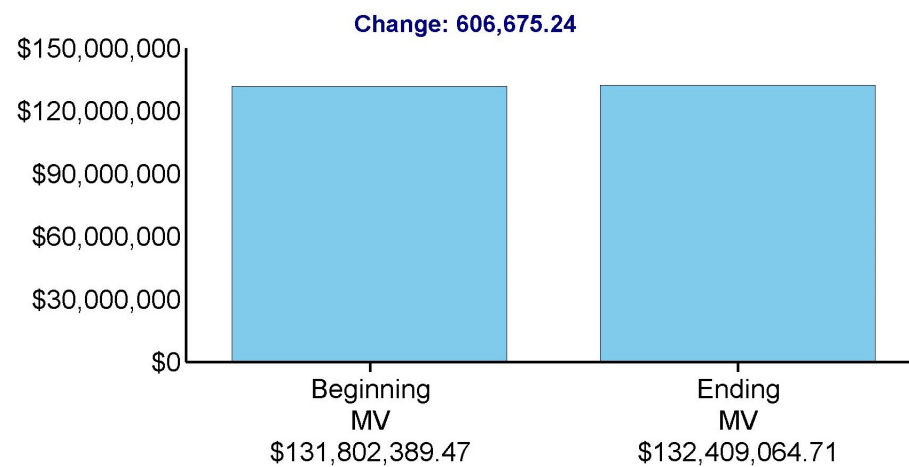


CITY OF MENIFEE  
ACCOUNT NUMBER: 6736302020

Page 1 of 45  
March 1, 2025 to March 31, 2025

### MARKET VALUE SUMMARY

	Current Period 03/01/25 to 03/31/25
<b>Beginning Market Value</b>	<b>\$131,802,389.47</b>
Taxable Interest	362,971.68
Paid To/For Beneficiaries	-7,854.82
Long Term Gains/Losses	-103,427.50
Change in Investment Value	354,985.88
<b>Ending Market Value</b>	<b>\$132,409,064.71</b>





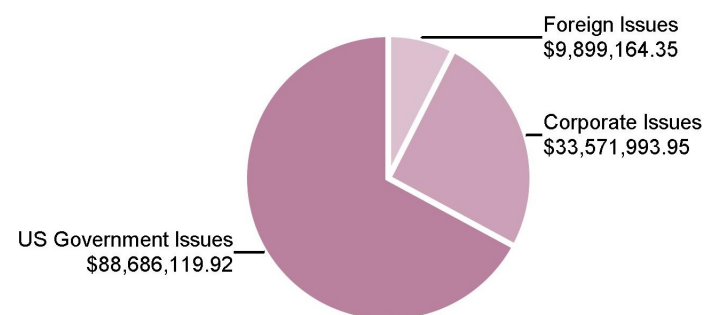
CITY OF MENIFEE  
ACCOUNT NUMBER: 6736302020

Page 2 of 45  
March 1, 2025 to March 31, 2025

### ASSET SUMMARY

Assets	Current Period Market Value	% of Total	Estimated Annual Income
Cash & Equivalents	251,786.49	0.20	10,611.11
Taxable Bonds	132,157,278.22	99.80	4,703,724.21
<b>Total Market Value</b>	<b>\$132,409,064.71</b>	<b>100.00</b>	<b>\$4,714,335.32</b>

### Fixed Income Summary





CITY OF MENIFEE  
ACCOUNT NUMBER: 6736302020

Page 3 of 45  
March 1, 2025 to March 31, 2025

---

**INCOME SUMMARY**

---

	<b>Income Received Current Period</b>
Taxable Interest	362,971.68
<b>Total Current Period Income</b>	<b>\$362,971.68</b>



CITY OF MENIFEE  
ACCOUNT NUMBER: 6736302020

Page 4 of 45  
March 1, 2025 to March 31, 2025

### CASH SUMMARY

	Cash
<b>Beginning Cash 03/01/2025</b>	<b>\$0.00</b>
Taxable Interest	362,971.68
Paid To/For Beneficiaries	-7,854.82
Purchases	-2,028,266.12
Sales	1,549,181.47
Net Money Market Activity	123,967.79
<b>Ending Cash 03/31/2025</b>	<b>\$0.00</b>





CITY OF MENIFEE  
ACCOUNT NUMBER: 6736302020

Page 5 of 45  
March 1, 2025 to March 31, 2025

### ASSET DETAIL

#### Security Description

Shares/Face Amt	Price	Market Value	Tax Cost	Unrealized Gain/Loss	Percent of Total Portfolio	Estimated Annual Income	Estimated Current Yield
<b>Cash &amp; Equivalents</b>							
<b>Cash/Money Market</b>							
Federated Hermes Govt Obligs Is - 60934N104 #5							
251,786.490	1.0000	251,786.49	251,786.49	0.00	0.2	10,611.11	4.21
<b>Total Cash/Money Market</b>		<b>\$251,786.49</b>	<b>\$251,786.49</b>	<b>\$0.00</b>	<b>0.2</b>	<b>\$10,611.11</b>	
<b>Total Cash &amp; Equivalents</b>		<b>\$251,786.49</b>	<b>\$251,786.49</b>	<b>\$0.00</b>	<b>0.2</b>	<b>\$10,611.11</b>	

#### Taxable Bonds

##### US Government Issues

F H L M C Multiclass Mtg Partn - 3137H4BY5  
C M O Ser K 746 Cl A 2  
1.985 09/25/2028

135,000.000	92.8410	125,335.35	116,263.48	9,071.87	0.1	2,741.85	2.19
-------------	---------	------------	------------	----------	-----	----------	------

F H L M C Multiclass Mtg Partn - 3137FMCR1  
C M O Ser Ko93 Cl A2  
2.982 05/25/2029

1,000,000.000	95.2430	952,430.00	964,765.62	-12,335.62	0.7	29,820.00	3.13
---------------	---------	------------	------------	------------	-----	-----------	------

F H L M C Multiclass Mtg Partn - 3137BKRJ1  
C M O Ser K047 Cl A2  
3.329 05/25/2025

25,998.070	99.6860	25,916.44	26,721.15	-804.71	0.0	1,730.95	6.68
------------	---------	-----------	-----------	---------	-----	----------	------

F H L M C Multiclass Mtg Partn - 3137BLAC2  
C M O Ser K048 Cl A2  
06/25/2025 Var

45,948.540	99.6010	45,765.21	48,864.60	-3,099.39	0.0	1,508.95	3.30
------------	---------	-----------	-----------	-----------	-----	----------	------



CITY OF MENIFEE  
ACCOUNT NUMBER: 6736302020

Page 6 of 45  
March 1, 2025 to March 31, 2025



### ASSET DETAIL (continued)

#### Security Description

Shares/Face Amt	Price	Market Value	Tax Cost	Unrealized Gain/Loss	Percent of Total Portfolio	Estimated Annual Income	Estimated Current Yield
F H L M C Multiclass Mtg Partn - 3137BLW95 C M O Ser K050 CI A2 08/25/2025 Var							
23,624.470	99.4720	23,499.73	25,318.79	-1,819.06	0.0	787.64	3.35
F H L M C Multiclass Mtg Partn - 3137BN6G4 C M O Ser K053 CI A2 2.995 12/25/2025							
119,021.080	98.9470	117,767.79	115,371.41	2,396.38	0.1	7,129.36	6.05
F H L M C Multiclass Mtg Partn - 3137BNGT5 C M O Ser K054 CI A2 2.745 01/25/2026							
65,902.650	98.6430	65,008.35	63,078.61	1,929.74	0.0	1,809.03	2.78
F H L M C Multiclass Mtg Partn - 3137BQYS0 C M O Ser K056 CI A2 2.525 05/25/2026							
120,000.000	98.1100	117,732.00	116,042.97	1,689.03	0.1	3,030.00	2.57
F H L M C Multiclass Mtg Partn - 3137BSP72 C M O Ser K058 CI A2 2.653 08/25/2026							
125,000.000	97.7500	122,187.50	118,955.08	3,232.42	0.1	3,316.25	2.71
F H L M C Multiclass Mtg Partn - 3137BUX60 C M O Ser K062 CI A2 3.413 12/25/2026							
70,000.000	98.5020	68,951.40	67,716.80	1,234.60	0.1	2,389.10	3.46
F H L M C Multiclass Mtg Partn - 3137BVZ82 C M O Ser K063 CI A2 01/25/2027 Var							
70,000.000	98.5300	68,971.00	67,711.33	1,259.67	0.1	2,401.00	3.48
F H L M C Multiclass Mtg Partn - 3137FBU79 C M O Ser K069 CI A2 3.187 09/25/2027							
98,635.020	97.5320	96,200.71	94,631.83	1,568.88	0.1	3,143.50	3.27



CITY OF MENIFEE  
ACCOUNT NUMBER: 6736302020

Page 7 of 45  
March 1, 2025 to March 31, 2025

### ASSET DETAIL (continued)

#### Security Description

Shares/Face Amt	Price	Market Value	Tax Cost	Unrealized Gain/Loss	Percent of Total Portfolio	Estimated Annual Income	Estimated Current Yield
F H L M C Multiclass Mtg Partn - 3137FCJK1 C M O Ser K070 CI A2 11/25/2027 Var							
30,000.000	97.7140	29,314.20	28,566.80	747.40	0.0	990.90	3.38
F H L M C Multiclass Mtg Partn - 3137FJEH8 C M O Ser K081 CI A2 08/25/2028 Var							
1,500,000.000	98.7990	1,481,985.00	1,436,718.75	45,266.25	1.1	58,500.00	3.95
F H L M C Multiclass Mtg Partn - 3137FLMV3 C M O Ser K090 CI A2 3.422 02/25/2029							
1,500,000.000	96.9590	1,454,385.00	1,405,195.31	49,189.69	1.1	51,330.01	3.53
F H L M C Multiclass Mtg Partn - 3137FQXJ7 C M O Ser K737 CI A2 2.525 10/25/2026							
125,000.000	97.4500	121,812.50	117,695.31	4,117.19	0.1	3,156.25	2.59
Federal Farm Credit Bks - 3133EML67 0.800 06/22/2026							
2,500,000.000	96.1310	2,403,275.00	2,488,750.00	-85,475.00	1.8	20,000.00	0.83
Federal Farm Credit Bks - 3133EN7J3 3.875 02/02/2026							
210,000.000	99.7750	209,527.50	209,202.00	325.50	0.2	8,137.50	3.88
Federal Farm Credit Bks - 3133EPGW9 3.875 04/25/2028							
150,000.000	99.7450	149,617.50	150,753.00	-1,135.50	0.1	5,812.50	3.88
Federal Farm Credit Bks - 3133EPSK2 4.250 08/07/2028							
75,000.000	100.8170	75,612.75	74,100.00	1,512.75	0.1	3,187.50	4.22
Federal Farm Credit Bks - 3133EPN50 4.250 12/15/2028							
270,000.000	100.8320	272,246.40	272,999.70	-753.30	0.2	11,475.00	4.21

CITY OF MENIFEE  
ACCOUNT NUMBER: 6736302020Page 8 of 45  
March 1, 2025 to March 31, 2025**ASSET DETAIL (continued)****Security Description**

	<b>Shares/Face Amt</b>	<b>Price</b>	<b>Market Value</b>	<b>Tax Cost</b>	<b>Unrealized Gain/Loss</b>	<b>Percent of Total Portfolio</b>	<b>Estimated Annual Income</b>	<b>Estimated Current Yield</b>
Federal Farm Credit Bks - 3133ERAK7 4.375 04/10/2029	700,000.000	101.5500	710,850.00	689,017.00	21,833.00	0.5	30,625.00	4.31
Federal Farm Credit Bks - 3133EP6K6 4.500 03/26/2027	700,000.000	101.0350	707,245.00	693,700.00	13,545.00	0.5	31,500.00	4.45
Federal Farm Credit Bks - 3133EPWK7 4.500 09/22/2028	95,000.000	101.6230	96,541.85	93,915.10	2,626.75	0.1	4,275.00	4.43
Federal Farm Credit Bks - 3133ERDH1 4.750 04/30/2029	700,000.000	102.6740	718,718.00	706,132.00	12,586.00	0.5	33,250.00	4.63
Federal Home Loan Bks - 3130AMM33 0.875 07/16/2026	5,000,000.000	96.1810	4,809,050.00	5,000,000.00	-190,950.00	3.6	43,750.00	0.91
Federal Home Loan Bks - 3130AMT28 1.000 06/30/2026	5,000,000.000	96.2700	4,813,500.00	5,000,000.00	-186,500.00	3.6	50,000.00	1.04
Federal Home Loan Bks - 3130AMWZ1 1.050 06/30/2026	5,000,000.000	96.2830	4,814,150.00	5,000,000.00	-185,850.00	3.6	52,500.00	1.09
Federal Home Loan Bks - 3130ATUS4 4.250 12/10/2027	200,000.000	100.8590	201,718.00	204,274.00	-2,556.00	0.2	8,500.00	4.21
Federal Home Loan Bks - 3130AWTR1 4.375 09/08/2028	225,000.000	101.4840	228,339.00	223,860.00	4,479.00	0.2	9,843.75	4.31
Federal Home Loan Bks - 3130AVBD3 4.500 03/09/2029	700,000.000	101.9410	713,587.00	693,525.00	20,062.00	0.5	31,500.00	4.41



CITY OF MENIFEE  
ACCOUNT NUMBER: 6736302020

Page 9 of 45  
March 1, 2025 to March 31, 2025

**ASSET DETAIL (continued)**

**Security Description**

	<b>Shares/Face Amt</b>	<b>Price</b>	<b>Market Value</b>	<b>Tax Cost</b>	<b>Unrealized Gain/Loss</b>	<b>Percent of Total Portfolio</b>	<b>Estimated Annual Income</b>	<b>Estimated Current Yield</b>
Federal Home Loan Bks - 3130ATS57 4.500 03/10/2028	190,000.000	101.6200	193,078.00	196,165.50	-3,087.50	0.1	8,550.00	4.43
FHLMC Remic Series K-751 3/25/2030 - 3137HA4B9 0.000000	589,000.000	100.2360	590,390.04	588,424.80	1,965.24	0.4	25,986.68	4.40
U S Treasury Bond - 912810FG8 5.250 02/15/2029	1,550,000.000	105.0860	1,628,833.00	1,603,873.05	24,959.95	1.2	81,375.00	5.00
U S Treasury Note - 91282CAM3 0.250 09/30/2025	70,000.000	98.0630	68,644.10	68,476.95	167.15	0.1	175.00	0.25
U S Treasury Note - 91282CAT8 0.250 10/31/2025	75,000.000	97.7560	73,317.00	73,986.33	-669.33	0.1	187.50	0.26
U S Treasury Note - 91282CAZ4 0.375 11/30/2025	70,000.000	97.5350	68,274.50	68,744.92	-470.42	0.1	262.50	0.38
U S Treasury Note - 91282CBT7 0.750 03/31/2026	4,000,000.000	96.7990	3,871,960.00	3,998,750.00	-126,790.00	2.9	30,000.00	0.77
U S Treasury Note - 91282CCZ2 0.875 09/30/2026	120,000.000	95.5590	114,670.80	118,806.25	-4,135.45	0.1	1,050.00	0.92
U S Treasury Note - 912828YQ7 1.625 10/31/2026	200,000.000	96.4690	192,938.00	184,765.63	8,172.37	0.1	3,250.00	1.68
U S Treasury Note - 912828K74 2.000 08/15/2025	1,500,000.000	99.1520	1,487,280.00	1,587,656.25	-100,376.25	1.1	30,000.00	2.02



CITY OF MENIFEE  
ACCOUNT NUMBER: 6736302020

Page 10 of 45  
March 1, 2025 to March 31, 2025

### ASSET DETAIL (continued)

#### Security Description

Shares/Face Amt	Price	Market Value	Tax Cost	Unrealized Gain/Loss	Percent of Total Portfolio	Estimated Annual Income	Estimated Current Yield
U S Treasury Note - 912828U24 2.000 11/15/2026							
870,000.000	96.9690	843,630.30	812,147.27	31,483.03	0.6	17,400.00	2.06
U S Treasury Note - 912828V98 2.250 02/15/2027							
800,000.000	97.0040	776,032.00	748,375.00	27,657.00	0.6	18,000.00	2.32
U S Treasury Note - 912828M56 2.250 11/15/2025							
2,000,000.000	98.8480	1,976,960.00	2,140,625.00	-163,665.00	1.5	45,000.00	2.28
U S Treasury Note - 9128286F2 2.500 02/28/2026							
800,000.000	98.5710	788,568.00	765,630.86	22,937.14	0.6	20,000.00	2.54
U S Treasury Note - 9128286A3 2.625 01/31/2026							
800,000.000	98.8030	790,424.00	767,375.00	23,049.00	0.6	21,000.00	2.66
U S Treasury Note - 91282CFB2 2.750 07/31/2027							
815,000.000	97.4650	794,339.75	765,901.95	28,437.80	0.6	22,412.50	2.82
U S Treasury Note - 91282CFH9 3.125 08/31/2027							
1,630,000.000	98.2270	1,601,100.10	1,560,182.82	40,917.28	1.2	50,937.50	3.18
U S Treasury Note - 91282CFJ5 3.125 08/31/2029							
2,100,000.000	96.7380	2,031,498.00	2,066,046.88	-34,548.88	1.5	65,625.00	3.23
U S Treasury Note - 9128285M8 3.125 11/15/2028							
150,000.000	97.3590	146,038.50	143,970.70	2,067.80	0.1	4,687.50	3.21
U S Treasury Note - 91282CEW7 3.250 06/30/2027							
815,000.000	98.6560	804,046.40	786,333.79	17,712.61	0.6	26,487.50	3.29



CITY OF MENIFEE  
ACCOUNT NUMBER: 6736302020

Page 11 of 45  
March 1, 2025 to March 31, 2025

### ASSET DETAIL (continued)

#### Security Description

Shares/Face Amt	Price	Market Value	Tax Cost	Unrealized Gain/Loss	Percent of Total Portfolio	Estimated Annual Income	Estimated Current Yield
U S Treasury Note - 91282CEV9 3.250 06/30/2029							
1,500,000.000	97.3440	1,460,160.00	1,443,515.63	16,644.37	1.1	48,750.00	3.34
U S Treasury Note - 91282CGJ4 3.500 01/31/2030							
1,500,000.000	98.0230	1,470,345.00	1,457,812.50	12,532.50	1.1	52,500.00	3.57
U S Treasury Note - 91282CHA2 3.500 04/30/2028							
815,000.000	98.8480	805,611.20	784,646.88	20,964.32	0.6	28,525.00	3.54
U S Treasury Note - 91282CLN9 3.500 09/30/2029							
1,350,000.000	98.1840	1,325,484.00	1,306,177.73	19,306.27	1.0	47,250.00	3.56
U S Treasury Note - 91282CHB0 3.625 05/15/2026							
800,000.000	99.5590	796,472.00	780,187.50	16,284.50	0.6	29,000.00	3.64
U S Treasury Note - 91282CHE4 3.625 05/31/2028							
815,000.000	99.1800	808,317.00	787,623.25	20,693.75	0.6	29,543.75	3.65
U S Treasury Note - 91282CJR3 3.750 12/31/2028							
890,000.000	99.4100	884,749.00	858,566.41	26,182.59	0.7	33,375.00	3.77
U S Treasury Note - 91282CGC9 3.875 12/31/2027							
850,000.000	99.9770	849,804.50	824,931.64	24,872.86	0.6	32,937.50	3.88
U S Treasury Note - 91282CJT9 4.000 01/15/2027							
800,000.000	100.1060	800,848.00	782,968.75	17,879.25	0.6	32,000.00	4.00
U S Treasury Note - 91282CJW2 4.000 01/31/2029							
825,000.000	100.2730	827,252.25	802,336.91	24,915.34	0.6	33,000.00	3.99



CITY OF MENIFEE  
ACCOUNT NUMBER: 6736302020

Page 12 of 45  
March 1, 2025 to March 31, 2025

### ASSET DETAIL (continued)

#### Security Description

Shares/Face Amt	Price	Market Value	Tax Cost	Unrealized Gain/Loss	Percent of Total Portfolio	Estimated Annual Income	Estimated Current Yield
U S Treasury Note - 91282CHK0 4.000 06/30/2028							
1,500,000.000	100.3360	1,505,040.00	1,486,933.59	18,106.41	1.1	60,000.00	3.99
U S Treasury Note - 91282CLC3 4.000 07/31/2029							
1,300,000.000	100.2620	1,303,406.00	1,316,402.34	-12,996.34	1.0	52,000.00	3.99
U S Treasury Note - 91282CGA3 4.000 12/15/2025							
820,000.000	99.9250	819,385.00	810,386.72	8,998.28	0.6	32,800.00	4.00
U S Treasury Note - 91282CMN8 4.125 02/15/2028							
1,500,000.000	100.9840	1,514,760.00	1,506,855.47	7,904.53	1.1	61,875.00	4.08
U S Treasury Note - 91282CKG5 4.125 03/31/2029							
1,600,000.000	100.7310	1,611,696.00	1,574,437.50	37,258.50	1.2	66,000.00	4.09
U S Treasury Note - 91282CHH7 4.125 06/15/2026							
800,000.000	100.1520	801,216.00	786,781.25	14,434.75	0.6	33,000.00	4.12
U S Treasury Note - 91282CHQ7 4.125 07/31/2028							
790,000.000	100.7070	795,585.30	773,639.07	21,946.23	0.6	32,587.50	4.10
U S Treasury Note - 91282CFM8 4.125 09/30/2027							
800,000.000	100.5820	804,656.00	790,265.63	14,390.37	0.6	33,000.00	4.10
U S Treasury Note - 91282CFU0 4.125 10/31/2027							
1,650,000.000	100.5660	1,659,339.00	1,630,343.75	28,995.25	1.3	68,062.50	4.10
U S Treasury Note - 91282CLR0 4.125 10/31/2029							
2,000,000.000	100.7340	2,014,680.00	1,990,234.38	24,445.62	1.5	82,500.00	4.09





CITY OF MENIFEE  
ACCOUNT NUMBER: 6736302020

Page 13 of 45  
March 1, 2025 to March 31, 2025

**ASSET DETAIL (continued)**

**Security Description**

	<b>Shares/Face Amt</b>	<b>Price</b>	<b>Market Value</b>	<b>Tax Cost</b>	<b>Unrealized Gain/Loss</b>	<b>Percent of Total Portfolio</b>	<b>Estimated Annual Income</b>	<b>Estimated Current Yield</b>
U S Treasury Note - 91282CMA6 4.125 11/30/2029	1,750,000.000	100.7730	1,763,527.50	1,754,375.00	9,152.50	1.3	72,187.50	4.09
U S Treasury Note - 91282CJV4 4.250 01/31/2026	800,000.000	100.1040	800,832.00	789,312.50	11,519.50	0.6	34,000.00	4.25
U S Treasury Note - 91282CKD2 4.250 02/28/2029	850,000.000	101.1720	859,962.00	838,150.40	21,811.60	0.6	36,125.00	4.20
U S Treasury Note - 91282CKX8 4.250 06/30/2029	1,600,000.000	101.2190	1,619,504.00	1,656,250.00	-36,746.00	1.2	68,000.00	4.20
U S Treasury Note - 91282CFP1 4.250 10/15/2025	850,000.000	100.0220	850,187.00	839,707.03	10,479.97	0.6	36,125.00	4.25
U S Treasury Note - 91282CJS1 4.250 12/31/2025	850,000.000	100.0830	850,705.50	838,876.95	11,828.55	0.6	36,125.00	4.25
U S Treasury Note - 91282CHU8 4.375 08/15/2026	800,000.000	100.5200	804,160.00	791,375.00	12,785.00	0.6	35,000.00	4.35
U S Treasury Note - 91282CHX2 4.375 08/31/2028	1,450,000.000	101.4650	1,471,242.50	1,446,986.34	24,256.16	1.1	63,437.50	4.31
U S Treasury Note - 91282CJN2 4.375 11/30/2028	850,000.000	101.5550	863,217.50	839,308.59	23,908.91	0.7	37,187.50	4.31
U S Treasury Note - 91282CJP7 4.375 12/15/2026	800,000.000	100.7030	805,624.00	790,250.00	15,374.00	0.6	35,000.00	4.34



CITY OF MENIFEE  
ACCOUNT NUMBER: 6736302020

Page 14 of 45  
March 1, 2025 to March 31, 2025

### ASSET DETAIL (continued)

#### Security Description

Shares/Face Amt	Price	Market Value	Tax Cost	Unrealized Gain/Loss	Percent of Total Portfolio	Estimated Annual Income	Estimated Current Yield
U S Treasury Note - 91282CMD0 4.375 12/31/2029							
1,500,000.000	101.8160	1,527,240.00	1,500,527.34	26,712.66	1.2	65,625.00	4.30
U S Treasury Note - 91282CKH3 4.500 03/31/2026							
850,000.000	100.4110	853,493.50	842,828.13	10,665.37	0.6	38,250.00	4.48
U S Treasury Note - 91282CKJ9 4.500 04/15/2027							
800,000.000	101.1520	809,216.00	793,125.00	16,091.00	0.6	36,000.00	4.45
U S Treasury Note - 91282CKT7 4.500 05/31/2029							
1,600,000.000	102.1680	1,634,688.00	1,614,812.50	19,875.50	1.2	72,000.00	4.40
U S Treasury Note - 91282CHM6 4.500 07/15/2026							
850,000.000	100.6290	855,346.50	842,164.06	13,182.44	0.6	38,250.00	4.47
U S Treasury Note - 91282CKB6 4.625 02/28/2026							
800,000.000	100.4420	803,536.00	794,500.00	9,036.00	0.6	37,000.00	4.60
U S Treasury Note - 91282CKP5 4.625 04/30/2029							
1,600,000.000	102.6060	1,641,696.00	1,609,593.75	32,102.25	1.2	74,000.00	4.51
U S Treasury Note - 91282CKV2 4.625 06/15/2027							
1,500,000.000	101.5350	1,523,025.00	1,505,683.59	17,341.41	1.2	69,375.00	4.55
U S Treasury Note - 91282CKK6 4.875 04/30/2026							
800,000.000	100.8560	806,848.00	799,125.00	7,723.00	0.6	39,000.00	4.83
<b>Total US Government Issues</b>		<b>\$88,686,119.92</b>	<b>\$88,742,082.67</b>	<b>-\$55,962.75</b>	<b>67.0</b>	<b>\$2,801,921.47</b>	



CITY OF MENIFEE  
ACCOUNT NUMBER: 6736302020

Page 15 of 45  
March 1, 2025 to March 31, 2025

### ASSET DETAIL (continued)

#### Security Description

Shares/Face Amt	Price	Market Value	Tax Cost	Unrealized Gain/Loss	Percent of Total Portfolio	Estimated Annual Income	Estimated Current Yield
<b>Corporate Issues</b>							
Amazon Com Inc - 023135BX3 1.000 05/12/2026							
60,000.000	96.6580	57,994.80	59,740.80	-1,746.00	0.0	600.00	1.03
American Honda Fin Corp - 02665WED9 Medium Term Note 4.700 01/12/2028							
130,000.000	100.5070	130,659.10	131,033.50	-374.40	0.1	6,110.00	4.68
American Honda Finance - 02665WFD8 Medium Term Note 4.900 03/12/2027							
600,000.000	100.7760	604,656.00	595,380.00	9,276.00	0.5	29,400.00	4.86
American Honda Finance - 02665WFE6 Medium Term Note 4.900 03/13/2029							
850,000.000	100.8580	857,293.00	843,616.50	13,676.50	0.6	41,650.00	4.86
Apple Inc - 037833DN7 2.050 09/11/2026							
25,000.000	97.1330	24,283.25	25,621.00	-1,337.75	0.0	512.50	2.11
Apple Inc - 037833BY5 3.250 02/23/2026							
100,000.000	99.1400	99,140.00	96,949.00	2,191.00	0.1	3,250.00	3.28
Bank Amer Corp Sr - 06051GJD2 Medium Term Note 1.319 06/19/2026							
40,000.000	99.2850	39,714.00	40,105.60	-391.60	0.0	527.60	1.33
Bank America Corp - 06051GLE7 Medium Term Note 5.080 01/20/2027							
30,000.000	100.3590	30,107.70	30,000.00	107.70	0.0	1,524.00	5.06



CITY OF MENIFEE  
ACCOUNT NUMBER: 6736302020

Page 16 of 45  
March 1, 2025 to March 31, 2025

### ASSET DETAIL (continued)

#### Security Description

Shares/Face Amt	Price	Market Value	Tax Cost	Unrealized Gain/Loss	Percent of Total Portfolio	Estimated Annual Income	Estimated Current Yield
Bank New York Mellon Corp - 06406RBN6 Medium Term Note 4.543 02/01/2029							
900,000.000	100.1800	901,620.00	881,811.00	19,809.00	0.7	40,887.00	4.53
Bank New York Mellon Corp - 06406RBQ9 Medium Term Note 4.947 04/26/2027							
700,000.000	100.5180	703,626.00	694,316.00	9,310.00	0.5	34,629.00	4.92
Bank Of America Corp - 06051GHT9 Medium Term Note 3.559 04/23/2027							
675,000.000	98.9160	667,683.00	656,743.45	10,939.55	0.5	24,023.25	3.60
Bank Of America Corp - 06051GGF0 Medium Term Note 3.824 01/20/2028							
75,000.000	98.7330	74,049.75	71,563.50	2,486.25	0.1	2,868.00	3.87
Bank Of America Corp - 06051GHG7 Medium Term Note 3.970 03/05/2029							
1,050,000.000	98.2320	1,031,436.00	992,729.50	38,706.50	0.8	41,685.00	4.04
Berkshire Hathaway Fin - 084664CZ2 2.300 03/15/2027							
45,000.000	96.6860	43,508.70	44,991.45	-1,482.75	0.0	1,035.00	2.38
Bmw Veh Owner Tr - 05602RAD3 A B S Ser 2022 A Cl A 3 08/25/2026 Var							
3,009.120	99.6800	2,999.49	3,008.96	-9.47	0.0	96.59	3.22
Bmw Vehicle Owner Trust - 096919AD7 A B S Ser 2024 A Cl A 3 5.180 02/26/2029							
570,000.000	101.2380	577,056.60	569,913.42	7,143.18	0.4	29,526.00	5.12



CITY OF MENIFEE  
ACCOUNT NUMBER: 6736302020

Page 17 of 45  
March 1, 2025 to March 31, 2025

### ASSET DETAIL (continued)

#### Security Description

Shares/Face Amt	Price	Market Value	Tax Cost	Unrealized Gain/Loss	Percent of Total Portfolio	Estimated Annual Income	Estimated Current Yield
Caterpillar Finl Svcs - 14913R3B1 Medium Term Note 4.800 01/06/2026							
80,000.000	100.2930	80,234.40	79,988.80	245.60	0.1	3,840.00	4.79
Caterpillar Finl Svcs - 14913UAJ9 Medium Term Note 4.850 02/27/2029							
1,300,000.000	101.5960	1,320,748.00	1,290,499.00	30,249.00	1.0	63,050.00	4.77
Charles Schwab Corp - 808513BY0 2.450 03/03/2027							
25,000.000	96.4800	24,120.00	24,991.70	-871.70	0.0	612.50	2.54
Charles Schwab Corp - 808513AU9 3.200 01/25/2028							
85,000.000	96.8690	82,338.65	80,783.15	1,555.50	0.1	2,720.00	3.30
Cisco Sys Inc - 17275RBQ4 4.800 02/26/2027							
700,000.000	101.2030	708,421.00	694,694.00	13,727.00	0.5	33,600.00	4.74
Costco Wholesale Corp - 22160KAM7 3.000 05/18/2027							
20,000.000	97.9900	19,598.00	19,535.80	62.20	0.0	600.00	3.06
Deere John Capital Corp - 24422EWJ4 Medium Term Note 4.050 09/08/2025							
70,000.000	99.9200	69,944.00	69,267.10	676.90	0.1	2,835.00	4.05
Duke Energy Carolinas - 26442CAS3 2.950 12/01/2026							
35,000.000	97.9930	34,297.55	36,755.95	-2,458.40	0.0	1,032.50	3.01
Ford Cr Auto Owner Tr - 34535VAD6 A B S Ser 2024 D Cl A 3 4.610 08/15/2029							
775,000.000	100.6410	779,967.75	774,975.12	4,992.63	0.6	35,727.50	4.58

CITY OF MENIFEE  
ACCOUNT NUMBER: 6736302020Page 18 of 45  
March 1, 2025 to March 31, 2025**ASSET DETAIL (continued)****Security Description**

	<b>Shares/Face Amt</b>	<b>Price</b>	<b>Market Value</b>	<b>Tax Cost</b>	<b>Unrealized Gain/Loss</b>	<b>Percent of Total Portfolio</b>	<b>Estimated Annual Income</b>	<b>Estimated Current Yield</b>
Gm Fin Cons Auto Rec - 380146AC4 A B S Ser 2022 1 CI A3 1.260 11/16/2026	1,468.940	99.4740	1,461.21	1,468.81	-7.60	0.0	18.51	1.27
Gm Fin Cons Auto Rec Tr - 362554AC1 A B S Ser 2021 4 CI A 3 0.680 09/16/2026	1,031.220	99.4750	1,025.81	1,031.18	-5.37	0.0	7.01	0.68
Home Depot Inc - 437076CW0 4.900 04/15/2029	750,000.000	101.9390	764,542.50	742,725.00	21,817.50	0.6	36,750.00	4.81
Honda Auto Rec Owner - 437930AC4 A B S Ser 2024 2 CI A 3 5.270 11/20/2028	210,000.000	101.2730	212,673.30	209,974.48	2,698.82	0.2	11,067.00	5.20
Honda Auto Rec Ownr Tr - 43815BAC4 A B S Ser 2022 1 CI A 3 1.880 05/15/2026	17,447.040	99.4620	17,353.17	16,782.54	570.63	0.0	328.00	1.89
Honda Auto Rec Ownr Tr 2021 4 - 43815GAC3 A B S Ser 2021 4 CI A3 01/21/2026 Var	511.760	99.6600	510.02	511.65	-1.63	0.0	4.50	0.88
Honda Auto Receivables Owner - 43813YAC6 A B S Ser 2024 3 CI A3 4.570 03/21/2029	800,000.000	100.4170	803,336.00	799,874.32	3,461.68	0.6	36,560.00	4.55
Honeywell International - 438516BL9 2.500 11/01/2026	140,000.000	97.2450	136,143.00	131,150.60	4,992.40	0.1	3,500.00	2.57
Hyundai Auto Rec Tr - 448977AD0 A B S Ser 2022 A CI A3 10/15/2026 Var	4,785.330	99.5620	4,764.37	4,785.15	-20.78	0.0	106.23	2.23



CITY OF MENIFEE  
ACCOUNT NUMBER: 6736302020

Page 19 of 45  
March 1, 2025 to March 31, 2025

### ASSET DETAIL (continued)

#### Security Description

Shares/Face Amt	Price	Market Value	Tax Cost	Unrealized Gain/Loss	Percent of Total Portfolio	Estimated Annual Income	Estimated Current Yield
Hyundai Auto Recv Tr 2025-A - 44935CAD3 A B S Ser 2025 A CI A 3 4.790 10/15/2029							
805,000.000	99.8820	804,050.10	804,881.26	-831.16	0.6	38,559.50	4.80
John Deere Capital Corporation - 24422EXH7 Medium Term Note 4.500 01/16/2029							
1,550,000.000	100.4730	1,557,331.50	1,509,761.00	47,570.50	1.2	69,750.00	4.48
John Deere Own - 47789QAC4 A B S Ser 2021 B CI A 3 03/16/2026 Var							
324.930	99.8200	324.35	324.90	-0.55	0.0	1.69	0.52
John Deere Owner - 47800BAC2 A B S Ser 2022 C CI A 3 5.090 06/15/2027							
15,039.050	100.3040	15,084.77	15,037.88	46.89	0.0	765.49	5.07
John Deere Owner Tr - 47787JAC2 A B S Ser 2022 CI A 3 09/15/2026 Var							
1,921.900	99.4780	1,911.87	1,921.47	-9.60	0.0	44.59	2.33
John Deere Owner Tr 2025 - 47800DAD6 A B S Ser 2025 CI A 3 4.830 09/17/2029							
635,000.000	99.9210	634,498.35	634,960.06	-461.71	0.5	30,670.50	4.83
John Deere Owner Trust - 47800CAC0 A B S Ser 2023 A CI A3 5.010 11/15/2027							
17,329.650	100.2900	17,379.91	17,326.49	53.42	0.0	868.22	5.00
John Deere Ownr Tr - 47800AAC4 A B S Ser 2022 B CI A3 02/16/2027 Var							
6,735.350	99.6150	6,709.42	6,734.70	-25.28	0.0	251.90	3.75

CITY OF MENIFEE  
ACCOUNT NUMBER: 6736302020Page 20 of 45  
March 1, 2025 to March 31, 2025**ASSET DETAIL (continued)****Security Description**

	<b>Shares/Face Amt</b>	<b>Price</b>	<b>Market Value</b>	<b>Tax Cost</b>	<b>Unrealized Gain/Loss</b>	<b>Percent of Total Portfolio</b>	<b>Estimated Annual Income</b>	<b>Estimated Current Yield</b>
Jpmorgan Chase Co - 46625HRY8 02/01/2028 Var	70,000.000	98.6570	69,059.90	67,053.70	2,006.20	0.1	2,647.40	3.83
Jpmorgan Chase Co - 46647PBK1 2.083 04/22/2026	12,000.000	99.8370	11,980.44	12,447.96	-467.52	0.0	249.96	2.09
Jpmorgan Chase Co - 46647PAM8 3.509 01/23/2029	1,250,000.000	97.1950	1,214,937.50	1,169,226.50	45,711.00	0.9	43,862.50	3.61
Jpmorgan Chase Co - 46647PBA3 3.960 01/29/2027	400,000.000	99.5010	398,004.00	388,284.00	9,720.00	0.3	15,840.00	3.98
Mercedes Benz Auto - 58770AAC7 A B S Ser 2023 1 CI A3 4.510 11/15/2027	22,758.820	99.9750	22,753.13	22,756.10	-2.97	0.0	1,026.42	4.51
Merck Co Inc - 58933YBH7 4.050 05/17/2028	130,000.000	99.7060	129,617.80	130,394.70	-776.90	0.1	5,265.00	4.06
Microsoft Corp - 594918BJ2 3.125 11/03/2025	125,000.000	99.3880	124,235.00	120,882.50	3,352.50	0.1	3,906.25	3.14
Morgan Stanley - 61747YEZ4 Medium Term Note 5.050 01/28/2027	750,000.000	100.3500	752,625.00	744,262.05	8,362.95	0.6	37,875.00	5.03
Morgan Stanley - 61747YFD2 Medium Term Note 5.164 04/20/2029	800,000.000	101.3560	810,848.00	794,520.00	16,328.00	0.6	41,312.00	5.09





CITY OF MENIFEE  
ACCOUNT NUMBER: 6736302020

Page 21 of 45  
March 1, 2025 to March 31, 2025

**ASSET DETAIL (continued)**

**Security Description**

	<b>Shares/Face Amt</b>	<b>Price</b>	<b>Market Value</b>	<b>Tax Cost</b>	<b>Unrealized Gain/Loss</b>	<b>Percent of Total Portfolio</b>	<b>Estimated Annual Income</b>	<b>Estimated Current Yield</b>
Morgan Stanley Fr - 6174468Q5 Medium Term Note 2.188 04/28/2026	35,000.000	99.8020	34,930.70	33,013.20	1,917.50	0.0	765.80	2.19
National Rural Util Coop - 637432NS0 3.700 03/15/2029	1,600,000.000	97.2300	1,555,680.00	1,507,712.00	47,968.00	1.2	59,200.00	3.80
National Rural Utils Coop Fin - 63743HFE7 Medium Term Note 3.450 06/15/2025	10,000.000	99.7340	9,973.40	9,997.30	-23.90	0.0	345.00	3.46
National Rural Utils Corp Fin - 63743HFH0 Medium Term Note 4.450 03/13/2026	70,000.000	100.0280	70,019.60	69,950.30	69.30	0.1	3,115.00	4.45
Northern Tr Corp Sr Nt - 665859AW4 4.000 05/10/2027	15,000.000	99.5460	14,931.90	14,975.70	-43.80	0.0	600.00	4.02
Paccar Financial Corp - 69371RS31 Medium Term Note 4.600 01/10/2028	100,000.000	100.9690	100,969.00	99,515.00	1,454.00	0.1	4,600.00	4.56
Paccar Financial Corp - 69371RS80 Medium Term Note 4.600 01/31/2029	1,500,000.000	100.6620	1,509,930.00	1,468,515.00	41,415.00	1.1	69,000.00	4.57
Pepsico Inc - 713448CT3 2.750 04/30/2025	130,000.000	99.8570	129,814.10	124,989.80	4,824.30	0.1	3,575.00	2.75
Pnc Financial Services - 693475BL8 4.758 01/26/2027	135,000.000	100.0360	135,048.60	134,947.35	101.25	0.1	6,423.30	4.76



CITY OF MENIFEE  
ACCOUNT NUMBER: 6736302020

Page 22 of 45  
March 1, 2025 to March 31, 2025

### ASSET DETAIL (continued)

#### Security Description

Shares/Face Amt	Price	Market Value	Tax Cost	Unrealized Gain/Loss	Percent of Total Portfolio	Estimated Annual Income	Estimated Current Yield
Prologis L P - 74340XCG4 4.875 06/15/2028							
1,600,000.000	101.1140	1,617,824.00	1,577,232.00	40,592.00	1.2	78,000.00	4.82
Public Service Electric - 74456QBR6 Medium Term Note 2.250 09/15/2026							
850,000.000	97.2940	826,999.00	807,126.00	19,873.00	0.6	19,125.00	2.31
Public Service Electric - 74456QBX3 Medium Term Note 3.650 09/01/2028							
800,000.000	97.8450	782,760.00	752,432.00	30,328.00	0.6	29,200.00	3.73
Realty Income Corp - 756109BG8 3.950 08/15/2027							
100,000.000	98.8790	98,879.00	97,097.00	1,782.00	0.1	3,950.00	3.99
Realty Income Corp Sr - 756109CF9 4.750 02/15/2029							
1,450,000.000	100.2420	1,453,509.00	1,410,895.00	42,614.00	1.1	68,875.00	4.74
Simon Property Group LP - 828807DE4 3.375 12/01/2027							
800,000.000	97.4610	779,688.00	749,536.00	30,152.00	0.6	30,000.00	3.85
State Str Corp Sr Nt - 857477CL5 4.993 03/18/2027							
125,000.000	101.3050	126,631.25	125,000.00	1,631.25	0.1	6,241.25	4.93
State Street Bank Trust - 857449AE2 4.782 11/23/2029							
1,500,000.000	100.9470	1,514,205.00	1,502,820.00	11,385.00	1.1	71,730.00	4.74
Target Corp - 87612EBM7 1.950 01/15/2027							
20,000.000	96.2500	19,250.00	19,966.00	-716.00	0.0	390.00	2.03
Toronto Dominion Bank - 89115A2C5 Medium Term Note 4.108 06/08/2027							
40,000.000	99.3170	39,726.80	39,866.00	-139.20	0.0	1,643.20	4.14



CITY OF MENIFEE  
ACCOUNT NUMBER: 6736302020

Page 23 of 45  
March 1, 2025 to March 31, 2025

### ASSET DETAIL (continued)

Security Description	Shares/Face Amt	Price	Market Value	Tax Cost	Unrealized Gain/Loss	Percent of Total Portfolio	Estimated Annual Income	Estimated Current Yield
Toyota Auto Rec Own Tr - 89238JAC9 A B S Ser 2021 D Cl A 3 04/15/2026 Var	4,302.470	99.7110	4,290.04	4,051.89	238.15	0.0	30.55	0.71
Toyota Auto Rec Own Tr - 89231CAD9 A B S Ser 2022 C Cl A 3 3.760 04/15/2027	13,826.510	99.5790	13,768.30	13,596.42	171.88	0.0	519.88	3.78
Toyota Auto Rec Tr 2024-D 6/15/2029 - 89239TAD4 4.470000	405,000.000	100.1980	405,801.90	404,977.40	824.50	0.3	18,103.50	4.46
Toyota Mtr Cr Corp - 89236TJK2 Medium Term Note 1.125 06/18/2026	40,000.000	96.2860	38,514.40	39,982.40	-1,468.00	0.0	450.00	1.17
Toyota Mtr Cr Corp - 89236TKQ7 Medium Term Note 4.625 01/12/2028	80,000.000	100.7530	80,602.40	79,947.20	655.20	0.1	3,700.00	4.59
Toyota Mtr Cr Corp - 89236TLB9 Medium Term Note 5.250 09/11/2028	1,450,000.000	102.6280	1,488,106.00	1,455,605.50	32,500.50	1.1	76,125.00	5.12
Truist Finl Corp - 89788MAA0 Medium Term Note 1.200 08/05/2025	30,000.000	98.8330	29,649.90	29,341.20	308.70	0.0	360.00	1.21
Unitedhealth Group Inc - 91324PEC2 1.150 05/15/2026	40,000.000	96.5640	38,625.60	39,563.60	-938.00	0.0	460.00	1.19
Unitedhealth Group Inc - 91324PEU2 4.250 01/15/2029	850,000.000	99.3890	844,806.50	822,681.00	22,125.50	0.6	36,125.00	4.28



CITY OF MENIFEE  
ACCOUNT NUMBER: 6736302020

Page 24 of 45  
March 1, 2025 to March 31, 2025

### ASSET DETAIL (continued)

#### Security Description

Shares/Face Amt	Price	Market Value	Tax Cost	Unrealized Gain/Loss	Percent of Total Portfolio	Estimated Annual Income	Estimated Current Yield
Unitedhealth Group Inc - 91324PEP3 5.250 02/15/2028							
700,000.000	102.5500	717,850.00	702,464.00	15,386.00	0.5	36,750.00	5.12
US Bancorp - 91159HJK7 Medium Term Note 4.653 02/01/2029							
1,600,000.000	100.0610	1,600,976.00	1,550,764.50	50,211.50	1.2	74,448.00	4.65
Walmart Inc - 931142ER0 1.050 09/17/2026							
10,000.000	95.7640	9,576.40	9,981.10	-404.70	0.0	105.00	1.10
<b>Total Corporate Issues</b>		<b>\$33,571,993.95</b>	<b>\$32,856,635.16</b>	<b>\$715,358.79</b>	<b>25.4</b>	<b>\$1,487,534.59</b>	

#### Foreign Issues

Bank Of Montreal - 06368FAC3 Medium Term Note 1.250 09/15/2026							
40,000.000	95.5390	38,215.60	39,951.60	-1,736.00	0.0	500.00	1.31
Inter American Devel Bk - 4581X0DC9 3.125 09/18/2028							
120,000.000	97.2360	116,683.20	112,706.40	3,976.80	0.1	3,750.00	3.21
Inter American Devel Bk - 4581X0DV7 Medium Term Note 0.875 04/20/2026							
75,000.000	96.7200	72,540.00	74,656.50	-2,116.50	0.1	656.25	0.90
Inter American Devel Bk - 4581X0EN4 Medium Term Note 4.125 02/15/2029							
1,385,000.000	100.4160	1,390,761.60	1,381,426.20	9,335.40	1.1	57,131.25	4.11
International Bank - 459058KL6 3.625 09/21/2029							
1,350,000.000	98.2670	1,326,604.50	1,350,850.50	-24,246.00	1.0	48,937.50	3.69



CITY OF MENIFEE  
ACCOUNT NUMBER: 6736302020

Page 25 of 45  
March 1, 2025 to March 31, 2025

### ASSET DETAIL (continued)

#### Security Description

Shares/Face Amt	Price	Market Value	Tax Cost	Unrealized Gain/Loss	Percent of Total Portfolio	Estimated Annual Income	Estimated Current Yield
International Bank - 459058LN1 3.875 10/16/2029							
2,345,000.000	99.2580	2,327,600.10	2,338,879.55	-11,279.45	1.8	90,868.75	3.90
International Bank M T N - 459058JL8 0.500 10/28/2025							
75,000.000	97.8650	73,398.75	74,670.05	-1,271.30	0.1	375.00	0.51
International Bank M T N - 459058KT9 3.500 07/12/2028							
1,300,000.000	98.5130	1,280,669.00	1,248,988.00	31,681.00	1.0	45,500.00	3.55
International Finance Corp - 45950KDD9 Medium Term Note 4.500 07/13/2028							
100,000.000	101.5810	101,581.00	99,889.00	1,692.00	0.1	4,500.00	4.43
Royal Bk Cda - 78016FZW7 Medium Term Note 4.900 01/12/2028							
80,000.000	101.1670	80,933.60	79,957.60	976.00	0.1	3,920.00	4.84
Royal Bk Cda - 78016HZV5 Medium Term Note 4.950 02/01/2029							
1,550,000.000	101.3140	1,570,367.00	1,530,273.50	40,093.50	1.2	76,725.00	4.89
Toronto Dominion Bank - 89115A2K7 Medium Term Note 5.103 01/09/2026							
80,000.000	100.5000	80,400.00	79,890.40	509.60	0.1	4,082.40	5.08

CITY OF MENIFEE  
ACCOUNT NUMBER: 6736302020Page 26 of 45  
March 1, 2025 to March 31, 2025**ASSET DETAIL (continued)****Security Description**

	Shares/Face Amt	Price	Market Value	Tax Cost	Unrealized Gain/Loss	Percent of Total Portfolio	Estimated Annual Income	Estimated Current Yield
Toronto Dominion Bk - 89115A2U5 Medium Term Note 5.523 07/17/2028	1,400,000.000	102.8150	1,439,410.00	1,406,219.50	33,190.50	1.1	77,322.00	5.37
<b>Total Foreign Issues</b>			<b>\$9,899,164.35</b>	<b>\$9,818,358.80</b>	<b>\$80,805.55</b>	<b>7.5</b>	<b>\$414,268.15</b>	
<b>Total Taxable Bonds</b>			<b>\$132,157,278.22</b>	<b>\$131,417,076.63</b>	<b>\$740,201.59</b>	<b>99.8</b>	<b>\$4,703,724.21</b>	
<b>Total Assets</b>			<b>\$132,409,064.71</b>	<b>\$131,668,863.12</b>	<b>\$740,201.59</b>	<b>100.0</b>	<b>\$4,714,335.32</b>	
<b>Estimated Current Yield</b>								<b>3.56</b>

**ASSET DETAIL MESSAGES**

Time of trade execution and trading party (if not disclosed) will be provided upon request.

Publicly traded assets are valued in accordance with market quotations or valuation methodologies from financial industry services believed by us to be reliable. Assets that are not publicly traded may be reflected at values from other external sources. Assets for which a current value is not available may be reflected at a previous value or as not valued, at par value, or at a nominal value. Values shown do not necessarily reflect prices at which assets could be bought or sold. Values are updated based on internal policy and may be updated less frequently than statement generation.

Estimated Current Yield and Estimated Annual Income are estimates provided for informational purposes only and should not be relied on for making investment, trading, or tax decisions. The estimates may not represent the actual value earned by your investments and they provide no guarantee of what your investments may earn in the future.



CITY OF MENIFEE  
ACCOUNT NUMBER: 6736302020

Page 27 of 45  
March 1, 2025 to March 31, 2025

### TRANSACTION DETAIL

Date Posted	Activity	Description	Cash	Tax Cost
<b>Beginning Balance 03/01/2025</b>			<b>\$0.00</b>	<b>\$131,417,173.76</b>
03/03/25	Sale	Matured 35,000 Par Value Of Mastercard Inc 2.000% 3/03/25 Trade Date 3/3/25 35,000 Par Value At 100 %	35,000.00	-36,067.15
03/03/25	Asset Income	Interest Earned On Public Service Mtn 3.650% 9/01/28 0.01825 USD/\$1 Pv On 800,000 Par Value Due 3/1/25	14,600.00	
03/03/25	Asset Income	Interest Earned On Charles Schwab Corp 2.450% 3/03/27 0.01225 USD/\$1 Pv On 25,000 Par Value Due 3/3/25	306.25	
03/03/25	Asset Income	Interest Earned On Mastercard Inc 2.000% 3/03/25 0.01 USD/\$1 Pv On 35,000 Par Value Due 3/3/25	350.00	
03/03/25	Asset Income	Interest Earned On Federated Hermes Govt Obligs Is Interest From 2/1/25 To 2/28/25	4,661.24	
03/05/25	Asset Income	Interest Earned On Bank Of America Mtn 3.970% 3/05/29 0.01985 USD/\$1 Pv On 1,050,000 Par Value Due 3/5/25	20,842.50	
03/10/25	Asset Income	Interest Earned On Deere John Mtn 4.050% 9/08/25 0.02025 USD/\$1 Pv On 70,000 Par Value Due 3/8/25	1,417.50	
03/10/25	Asset Income	Interest Earned On F H L B Deb 4.375% 9/08/28 0.021875 USD/\$1 Pv On 225,000 Par Value Due 3/8/25	4,921.88	
03/10/25	Asset Income	Interest Earned On F H L B Deb 4.500% 3/09/29 0.0225 USD/\$1 Pv On 700,000 Par Value Due 3/9/25	15,750.00	
03/10/25	Asset Income	Interest Earned On F H L B Deb 4.500% 3/10/28 0.0225 USD/\$1 Pv On 190,000 Par Value Due 3/10/25	4,275.00	
03/11/25	Cash Disbursement	Cash Disbursement Paid To Chandler Asset Mgmt Payment Of Funds As Requested	-7,854.82	



CITY OF MENIFEE  
ACCOUNT NUMBER: 6736302020

Page 28 of 45  
March 1, 2025 to March 31, 2025

### TRANSACTION DETAIL (continued)

Date Posted	Activity	Description	Cash	Tax Cost
03/11/25	Purchase	Purchased 635,000 Par Value Of John Deere Owner Tr 4.830% 9/17/29 Trade Date 3/4/25 Purchased Through Mitsubishi Ufj Securities USA Swift External Ref#: 8506303133221463 635,000 Par Value At 99.99371024 %	-634,960.06	634,960.06
03/11/25	Sale	Sold 1,500,000 Par Value Of U S Treasury Nt 2.000% 8/15/25 Trade Date 3/10/25 Sold Through J.P. Morgan Securities LLC Sold On The Off-Exchange Transactions - Li Swift External Ref#: 8506903133228748 1,500,000 Par Value At 99.01953133 %	1,485,292.97	-1,587,656.25
03/11/25	Sell Accrued Interest	Received Accrued Interest On Sale Of U S Treasury Nt 2.000% 8/15/25 Income Credit 1,988.95 USD	1,988.95	
03/11/25	Asset Income	Interest Earned On Apple Inc 2.050% 9/11/26 0.01025 USD/\$1 Pv On 25,000 Par Value Due 3/11/25	256.25	
03/11/25	Asset Income	Interest Earned On Toyota Mtr Cr Mtn 5.250% 9/11/28 0.02625 USD/\$1 Pv On 1,450,000 Par Value Due 3/11/25	38,062.50	
03/12/25	Purchase	Purchased 805,000 Par Value Of Hyundai Auto Recv Tr 4.790% 10/15/29 Trade Date 3/4/25 Purchased Through Barclays Capital Inc. Fixed In Purchased On The Off-Exchange Transactions - Li Swift External Ref#: 8506303133221591 805,000 Par Value At 99.98524969 %	-804,881.26	804,881.26
03/12/25	Asset Income	Interest Earned On American Honda Mtn 4.900% 3/12/27 0.0245 USD/\$1 Pv On 600,000 Par Value Due 3/12/25	14,700.00	
03/13/25	Asset Income	Interest Earned On American Honda Mtn 4.900% 3/13/29 0.0245 USD/\$1 Pv On 850,000 Par Value Due 3/13/25	20,825.00	





CITY OF MENIFEE  
ACCOUNT NUMBER: 6736302020

Page 29 of 45  
March 1, 2025 to March 31, 2025

**TRANSACTION DETAIL (continued)**

<b>Date Posted</b>	<b>Activity</b>	<b>Description</b>	<b>Cash</b>	<b>Tax Cost</b>
03/13/25	Asset Income	Interest Earned On National Rural Mtn 4.450% 3/13/26 0.02225 USD/\$1 Pv On 70,000 Par Value Due 3/13/25	1,557.50	
03/17/25	Asset Income	Interest Earned On Toyota Auto Rec Tr 4.470% 6/15/29 \$0.00367/Pv On 405,000.00 Pv Due 3/15/25	1,485.00	
03/17/25	Asset Income	Interest Earned On Hyundai Auto Rec 2.220% 10/15/26 \$0.00185/Pv On 5,824.19 Pv Due 3/15/25	10.77	
03/17/25	Sale	Paid Down 1,038.86 Par Value Of Hyundai Auto Rec 2.220% 10/15/26 Trade Date 3/15/25	1,038.86	-1,038.82
03/17/25	Asset Income	Interest Earned On John Deere Owner 5.090% 6/15/27 \$0.00424/Pv On 16,165.18 Pv Due 3/15/25	68.57	
03/17/25	Sale	Paid Down 1,126.13 Par Value Of John Deere Owner 5.090% 6/15/27 Trade Date 3/15/25	1,126.13	-1,126.04
03/17/25	Sale	Paid Down 417.46 Par Value Of Hyundai Auto Rec Tr 0.740% 5/15/26 Cmo Final Paydown	417.46	-411.47
03/17/25	Asset Income	Interest Earned On Ford Cr Auto Owner 4.840% 7/15/29 \$0.00384/Pv On 775,000.00 Pv Due 3/15/25	2,977.29	
03/17/25	Asset Income	Interest Earned On Gm Fin Cons Auto 0.680% 9/16/26 \$0.00057/Pv On 1,380.48 Pv Due 3/16/25	0.78	
03/17/25	Sale	Paid Down 349.26 Par Value Of Gm Fin Cons Auto 0.680% 9/16/26 Trade Date 3/16/25	349.26	-349.25
03/17/25	Asset Income	Interest Earned On Gm Fin Cons Auto 1.260% 11/16/26 \$0.00105/Pv On 1,863.88 Pv Due 3/16/25	1.96	

CITY OF MENIFEE  
ACCOUNT NUMBER: 6736302020Page 30 of 45  
March 1, 2025 to March 31, 2025**TRANSACTION DETAIL (continued)**

<b>Date Posted</b>	<b>Activity</b>	<b>Description</b>	<b>Cash</b>	<b>Tax Cost</b>
03/17/25	Sale	Paid Down 394.94 Par Value Of Gm Fin Cons Auto 1.260% 11/16/26 Trade Date 3/16/25	394.94	-394.91
03/17/25	Asset Income	Interest Earned On Honda Auto Rec Own 1.880% 5/15/26 \$0.00157/Pv On 21,430.82 Pv Due 3/15/25	33.58	
03/17/25	Sale	Paid Down 3,983.78 Par Value Of Honda Auto Rec Own 1.880% 5/15/26 Trade Date 3/15/25	3,983.78	-3,832.05
03/17/25	Asset Income	Interest Earned On Hyundai Auto Rec Tr 0.740% 5/15/26 \$0.00062/Pv On 417.46 Pv Due 3/15/25	0.26	
03/17/25	Asset Income	Interest Earned On John Deere Owner 2.320% 9/15/26 \$0.00193/Pv On 2,145.76 Pv Due 3/15/25	4.15	
03/17/25	Sale	Paid Down 223.86 Par Value Of John Deere Owner 2.320% 9/15/26 Trade Date 3/15/25	223.86	-223.81
03/17/25	Asset Income	Interest Earned On John Deere Own 0.520% 3/16/26 \$0.00043/Pv On 767.61 Pv Due 3/15/25	0.33	
03/17/25	Sale	Paid Down 442.68 Par Value Of John Deere Own 0.520% 3/16/26 Trade Date 3/15/25	442.68	-442.64
03/17/25	Asset Income	Interest Earned On John Deere Ownr Tr 3.740% 2/16/27 \$0.00312/Pv On 7,401.04 Pv Due 3/15/25	23.07	
03/17/25	Sale	Paid Down 665.69 Par Value Of John Deere Ownr Tr 3.740% 2/16/27 Trade Date 3/15/25	665.69	-665.63
03/17/25	Asset Income	Interest Earned On John Deere Owner 5.010% 11/15/27 \$0.00418/Pv On 18,219.77 Pv Due 3/15/25	76.07	



CITY OF MENIFEE  
ACCOUNT NUMBER: 6736302020

Page 31 of 45  
March 1, 2025 to March 31, 2025

**TRANSACTION DETAIL (continued)**

<b>Date Posted</b>	<b>Activity</b>	<b>Description</b>	<b>Cash</b>	<b>Tax Cost</b>
03/17/25	Sale	Paid Down 890.12 Par Value Of John Deere Owner 5.010% 11/15/27 Trade Date 3/15/25	890.12	-889.96
03/17/25	Asset Income	Interest Earned On Mercedes Benz Auto 4.510% 11/15/27 \$0.00376/Pv On 24,476.29 Pv Due 3/15/25	91.99	
03/17/25	Sale	Paid Down 1,717.47 Par Value Of Mercedes Benz Auto 4.510% 11/15/27 Trade Date 3/15/25	1,717.47	-1,717.26
03/17/25	Asset Income	Interest Earned On Toyota Auto Rec 3.760% 4/15/27 \$0.00313/Pv On 15,069.98 Pv Due 3/15/25	47.22	
03/17/25	Sale	Paid Down 1,243.47 Par Value Of Toyota Auto Rec 3.760% 4/15/27 Trade Date 3/15/25	1,243.47	-1,222.78
03/17/25	Asset Income	Interest Earned On Toyota Auto Rec 0.710% 4/15/26 \$0.00059/Pv On 6,957.87 Pv Due 3/15/25	4.12	
03/17/25	Sale	Paid Down 2,655.4 Par Value Of Toyota Auto Rec 0.710% 4/15/26 Trade Date 3/15/25	2,655.40	-2,500.74
03/17/25	Asset Income	Interest Earned On Bank Of Montreal Mtn 1.250% 9/15/26 0.00625 USD/\$1 Pv On 40,000 Par Value Due 3/15/25	250.00	
03/17/25	Asset Income	Interest Earned On Berkshire Hathaway 2.300% 3/15/27 0.0115 USD/\$1 Pv On 45,000 Par Value Due 3/15/25	517.50	
03/17/25	Asset Income	Interest Earned On National Rural Util 3.700% 3/15/29 0.0185 USD/\$1 Pv On 1,600,000 Par Value Due 3/15/25	29,600.00	
03/17/25	Asset Income	Interest Earned On Public Service Mtn 2.250% 9/15/26 0.01125 USD/\$1 Pv On 850,000 Par Value Due 3/15/25	9,562.50	

CITY OF MENIFEE  
ACCOUNT NUMBER: 6736302020Page 32 of 45  
March 1, 2025 to March 31, 2025**TRANSACTION DETAIL (continued)**

<b>Date Posted</b>	<b>Activity</b>	<b>Description</b>	<b>Cash</b>	<b>Tax Cost</b>
03/17/25	Asset Income	Interest Earned On Walmart Inc 1.050% 9/17/26 0.00525 USD/\$1 Pv On 10,000 Par Value Due 3/17/25	52.50	
03/18/25	Asset Income	Interest Earned On Honda Auto Rec Owner 5.270% 11/20/28 \$0.00439/Pv On 210,000.00 Pv Due 3/18/25	922.25	
03/18/25	Asset Income	Interest Earned On Inter Amer Dev Bk 3.125% 9/18/28 0.015625 USD/\$1 Pv On 120,000 Par Value Due 3/18/25	1,875.00	
03/18/25	Asset Income	Interest Earned On State Str Corp Sr 4.993% 3/18/27 0.024965 USD/\$1 Pv On 125,000 Par Value Due 3/18/25	3,120.63	
03/21/25	Asset Income	Interest Earned On Intl Bk 3.625% 9/21/29 0.01813 USD/\$1 Pv On 1,350,000 Par Value Due 3/21/25	24,475.50	
03/21/25	Asset Income	Interest Earned On Honda Auto 4.570% 3/21/29 \$0.00381/Pv On 800,000.00 Pv Due 3/21/25	3,046.67	
03/21/25	Asset Income	Interest Earned On Honda Auto Rec 0.880% 1/21/26 \$0.00073/Pv On 848.28 Pv Due 3/21/25	0.62	
03/21/25	Sale	Paid Down 336.52 Par Value Of Honda Auto Rec 0.880% 1/21/26 Trade Date 3/21/25	336.52	-336.45
03/24/25	Asset Income	Interest Earned On F F C B Deb 4.500% 9/22/28 0.0225 USD/\$1 Pv On 95,000 Par Value Due 3/22/25	2,137.50	
03/25/25	Asset Income	Interest Earned On F H L M C Mltcl Mt 3.430% 1/25/27 \$0.00286/Pv On 70,000.00 Pv Due 3/25/25	200.08	
03/25/25	Asset Income	Interest Earned On F H L M C Mltcl Mt 3.187% 9/25/27 \$0.00266/Pv On 98,828.87 Pv Due 3/25/25	262.47	



CITY OF MENIFEE  
ACCOUNT NUMBER: 6736302020

Page 33 of 45  
March 1, 2025 to March 31, 2025

**TRANSACTION DETAIL (continued)**

Date Posted	Activity	Description	Cash	Tax Cost
03/25/25	Sale	Paid Down 193.85 Par Value Of F H L M C Mltcl Mt 3.187% 9/25/27 Trade Date 3/25/25	193.85	-185.98
03/25/25	Asset Income	Interest Earned On F H L M C Mltcl Mt 3.303% 11/25/27 \$0.00275/Pv On 30,000.00 Pv Due 3/25/25	82.58	
03/25/25	Asset Income	Interest Earned On F H L M C Mltcl Mt 3.422% 2/25/29 \$0.00285/Pv On 1,500,000.00 Pv Due 3/25/25	4,277.50	
03/25/25	Asset Income	Interest Earned On F H L M C Mltcl Mtg 2.982% 5/25/29 \$0.00249/Pv On 1,000,000.00 Pv Due 3/25/25	2,485.00	
03/25/25	Asset Income	Interest Earned On F H L M C Mltcl Mtg 2.031% 9/25/28 \$0.00169/Pv On 135,000.00 Pv Due 3/25/25	228.49	
03/25/25	Sale	Paid Down 3,965.06 Par Value Of Bmw Vehicle Lease 5.160% 11/25/25 Cmo Final Paydown	3,965.06	-3,972.23
03/25/25	Asset Income	Interest Earned On F H L M C Mltcl Mt 3.284% 6/25/25 \$0.00274/Pv On 48,966.76 Pv Due 3/25/25	134.00	
03/25/25	Sale	Paid Down 3,018.22 Par Value Of F H L M C Mltcl Mt 3.284% 6/25/25 Trade Date 3/25/25	3,018.22	-3,209.77
03/25/25	Asset Income	Interest Earned On F H L M C Mltcl Mt 3.334% 8/25/25 \$0.00278/Pv On 23,746.52 Pv Due 3/25/25	65.98	
03/25/25	Sale	Paid Down 122.05 Par Value Of F H L M C Mltcl Mt 3.334% 8/25/25 Trade Date 3/25/25	122.05	-130.80
03/25/25	Asset Income	Interest Earned On F H L M C Mltcl Mtg 2.525% 5/25/26 \$0.00210/Pv On 120,000.00 Pv Due 3/25/25	252.50	



CITY OF MENIFEE  
ACCOUNT NUMBER: 6736302020

Page 34 of 45  
March 1, 2025 to March 31, 2025

**TRANSACTION DETAIL (continued)**

<b>Date Posted</b>	<b>Activity</b>	<b>Description</b>	<b>Cash</b>	<b>Tax Cost</b>
03/25/25	Asset Income	Interest Earned On F H L M C Mltcl Mt 2.653% 8/25/26 \$0.00221/Pv On 125,000.00 Pv Due 3/25/25	276.35	
03/25/25	Asset Income	Interest Earned On F H L M C Mltcl Mtg 3.413% 12/25/26 \$0.00284/Pv On 70,000.00 Pv Due 3/25/25	199.09	
03/25/25	Asset Income	Interest Earned On F H L M C Mltcl Mtg 6.658% 5/25/25 \$0.00555/Pv On 31,164.75 Pv Due 3/25/25	86.46	
03/25/25	Sale	Paid Down 5,166.68 Par Value Of F H L M C Mltcl Mtg 6.658% 5/25/25 Trade Date 3/25/25	5,166.68	-5,310.38
03/25/25	Asset Income	Interest Earned On F H L M C Mltcl Mtg 5.990% 12/25/25 \$0.00499/Pv On 119,216.79 Pv Due 3/25/25	297.55	
03/25/25	Sale	Paid Down 195.71 Par Value Of F H L M C Mltcl Mtg 5.990% 12/25/25 Trade Date 3/25/25	195.71	-189.71
03/25/25	Asset Income	Interest Earned On F H L M C Mltcl Mtg 2.745% 1/25/26 \$0.00458/Pv On 66,051.40 Pv Due 3/25/25	151.09	
03/25/25	Sale	Paid Down 148.75 Par Value Of F H L M C Mltcl Mtg 2.745% 1/25/26 Trade Date 3/25/25	148.75	-142.38
03/25/25	Asset Income	Interest Earned On Bmw Vehicle Lease 5.160% 11/25/25 \$0.00430/Pv On 3,965.06 Pv Due 3/25/25	17.05	
03/25/25	Asset Income	Interest Earned On Bmw Veh Owner Tr 3.210% 8/25/26 \$0.00267/Pv On 3,601.66 Pv Due 3/25/25	9.63	
03/25/25	Sale	Paid Down 592.54 Par Value Of Bmw Veh Owner Tr 3.210% 8/25/26 Trade Date 3/25/25	592.54	-592.51



CITY OF MENIFEE  
ACCOUNT NUMBER: 6736302020

Page 35 of 45  
March 1, 2025 to March 31, 2025

**TRANSACTION DETAIL (continued)**

Date Posted	Activity	Description	Cash	Tax Cost
03/25/25	Asset Income	Interest Earned On Bmw Vehicle Owner 5.180% 2/26/29 \$0.00432/Pv On 570,000.00 Pv Due 3/25/25	2,460.50	
03/25/25	Asset Income	Interest Earned On F H L M C Mltcl Mt 3.900% 8/25/28 \$0.00325/Pv On 1,500,000.00 Pv Due 3/25/25	4,875.00	
03/25/25	Asset Income	Interest Earned On F H L M C Mltcl Mt 2.525% 10/25/26 \$0.00210/Pv On 125,000.00 Pv Due 3/25/25	263.02	
03/26/25	Asset Income	Interest Earned On F F C B Deb 4.500% 3/26/27 0.0225 USD/\$1 Pv On 700,000 Par Value Due 3/26/25	15,750.00	
03/31/25	Purchase	Purchased 589,000 Par Value Of FHLMC Remic Series 4.412% 3/25/30 Trade Date 3/27/25 Purchased Through Wells Fargo Securities, LLC Swift External Ref#: 8508603133272265 589,000 Par Value At 99.902344 %	-588,424.80	588,424.80
03/31/25	Purchase Accrued Interest	Paid Accrued Interest On Purchase Of FHLMC Remic Series 4.412% 3/25/30 Income Debit 2,165.56- USD	-2,165.56	
03/31/25	Asset Income	Interest Earned On U S Treasury Nt 0.250% 9/30/25 0.00125 USD/\$1 Pv On 70,000 Par Value Due 3/31/25	87.50	
03/31/25	Asset Income	Interest Earned On U S Treasury Nt 0.750% 3/31/26 0.00375 USD/\$1 Pv On 4,000,000 Par Value Due 3/31/25	15,000.00	
03/31/25	Asset Income	Interest Earned On U S Treasury Nt 0.875% 9/30/26 0.004375 USD/\$1 Pv On 120,000 Par Value Due 3/31/25	525.00	
03/31/25	Asset Income	Interest Earned On U S Treasury Nt 3.500% 9/30/29 0.0175 USD/\$1 Pv On 1,350,000 Par Value Due 3/31/25	23,625.00	
03/31/25	Asset Income	Interest Earned On U S Treasury Nt 4.125% 3/31/29 0.020625 USD/\$1 Pv On 1,600,000 Par Value Due 3/31/25	33,000.00	

CITY OF MENIFEE  
ACCOUNT NUMBER: 6736302020Page 36 of 45  
March 1, 2025 to March 31, 2025**TRANSACTION DETAIL (continued)**

<b>Date Posted</b>	<b>Activity</b>	<b>Description</b>	<b>Cash</b>	<b>Tax Cost</b>
03/31/25	Asset Income	Interest Earned On U S Treasury Nt 4.125% 9/30/27 0.020625 USD/\$1 Pv On 800,000 Par Value Due 3/31/25	16,500.00	
03/31/25	Asset Income	Interest Earned On U S Treasury Nt 4.500% 3/31/26 0.0225 USD/\$1 Pv On 850,000 Par Value Due 3/31/25	19,125.00	
	Purchase	Combined Purchases For The Period 3/ 1/25 - 3/31/25 Of Federated Hermes Govt Obligs Is	-1,156,796.15	1,156,796.15
	Sale	Combined Sales For The Period 3/ 1/25 - 3/31/25 Of Federated Hermes Govt Obligs Is	1,280,763.94	-1,280,763.94
<b>Ending Balance 03/31/2025</b>			<b>\$0.00</b>	<b>\$131,668,863.12</b>





CITY OF MENIFEE  
ACCOUNT NUMBER: 6736302020

Page 37 of 45  
March 1, 2025 to March 31, 2025

### SALE/MATURITY SUMMARY

	Settlement Date	Description	Tax Cost	Proceeds	Estimated Gain/Loss
<b>Taxable Bonds</b>					
<b>Bmw Veh Owner Tr</b> <b>A B S Ser 2022 A CI A 3</b> <b>08/25/2026 Var</b> <b>BVO3226</b>					
	03/25/25	Paid Down 592.54 Par Value Trade Date 3/25/25	-592.51	592.54	0.03
<b>Bmw Vehicle Lease</b> <b>A B S Ser 2023 1 CI A 3</b> <b>5.160 11/25/2025</b> <b>05593AAC3</b>					
	03/25/25	Paid Down 3,965.06 Par Value Cmo Final Paydown	-3,972.23	3,965.06	-7.17
<b>F H L M C Multiclass Mtg Partn</b> <b>C M O Ser K047 CI A2</b> <b>3.329 05/25/2025</b> <b>FHL3325A</b>					
	03/25/25	Paid Down 5,166.68 Par Value Trade Date 3/25/25	-5,310.38	5,166.68	-143.70
<b>F H L M C Multiclass Mtg Partn</b> <b>C M O Ser K048 CI A2</b> <b>06/25/2025 Var</b> <b>FHL3225</b>					
	03/25/25	Paid Down 3,018.22 Par Value Trade Date 3/25/25	-3,209.77	3,018.22	-191.55

CITY OF MENIFEE  
ACCOUNT NUMBER: 6736302020Page 38 of 45  
March 1, 2025 to March 31, 2025**SALE/MATURITY SUMMARY (continued)**

	Settlement Date	Description	Tax Cost	Proceeds	Estimated Gain/Loss
<b>F H L M C Multiclass Mtg Partn</b> <b>C M O Ser K050 CI A2</b> <b>08/25/2025 Var</b> <b>FHL3325</b>					
	03/25/25	Paid Down 122.05 Par Value Trade Date 3/25/25	-130.80	122.05	-8.75
<b>F H L M C Multiclass Mtg Partn</b> <b>C M O Ser K053 CI A2</b> <b>2.995 12/25/2025</b> <b>FHL5925</b>					
	03/25/25	Paid Down 195.71 Par Value Trade Date 3/25/25	-189.71	195.71	6.00
<b>F H L M C Multiclass Mtg Partn</b> <b>C M O Ser K054 CI A2</b> <b>2.745 01/25/2026</b> <b>3137BNGT5</b>					
	03/25/25	Paid Down 148.75 Par Value Trade Date 3/25/25	-142.38	148.75	6.37
<b>F H L M C Multiclass Mtg Partn</b> <b>C M O Ser K069 CI A2</b> <b>3.187 09/25/2027</b> <b>FHL3127A</b>					
	03/25/25	Paid Down 193.85 Par Value Trade Date 3/25/25	-185.98	193.85	7.87



CITY OF MENIFEE  
ACCOUNT NUMBER: 6736302020

Page 39 of 45  
March 1, 2025 to March 31, 2025

### SALE/MATURITY SUMMARY (continued)

	Settlement Date	Description	Tax Cost	Proceeds	Estimated Gain/Loss
<b>Gm Fin Cons Auto Rec</b>					
<b>A B S Ser 2022 1 CI A3</b>					
<b>1.260 11/16/2026</b>					
<b>GFC1226</b>					
	03/17/25	Paid Down 394.94 Par Value Trade Date 3/16/25	-394.91	394.94	0.03
<b>Gm Fin Cons Auto Rec Tr</b>					
<b>A B S Ser 2021 4 CI A 3</b>					
<b>0.680 09/16/2026</b>					
<b>GFC0626</b>					
	03/17/25	Paid Down 349.26 Par Value Trade Date 3/16/25	-349.25	349.26	0.01
<b>Honda Auto Rec Ownr Tr</b>					
<b>A B S Ser 2022 1 CI A 3</b>					
<b>1.880 05/15/2026</b>					
<b>HAR1826</b>					
	03/17/25	Paid Down 3,983.78 Par Value Trade Date 3/15/25	-3,832.05	3,983.78	151.73
<b>Honda Auto Rec Ownr Tr 2021 4</b>					
<b>A B S Ser 2021 4 CI A3</b>					
<b>01/21/2026 Var</b>					
<b>HAR0826</b>					
	03/21/25	Paid Down 336.52 Par Value Trade Date 3/21/25	-336.45	336.52	0.07

CITY OF MENIFEE  
ACCOUNT NUMBER: 6736302020Page 40 of 45  
March 1, 2025 to March 31, 2025**SALE/MATURITY SUMMARY (continued)**

	Settlement Date	Description	Tax Cost	Proceeds	Estimated Gain/Loss
Hyundai Auto Rec Tr A B S Ser 2021 C CI A3 0.740 05/15/2026 HAR0726	03/17/25	Paid Down 417.46 Par Value Cmo Final Paydown	-411.47	417.46	5.99
Hyundai Auto Rec Tr A B S Ser 2022 A CI A3 10/15/2026 Var HAR2226	03/17/25	Paid Down 1,038.86 Par Value Trade Date 3/15/25	-1,038.82	1,038.86	0.04
John Deere Own A B S Ser 2021 B CI A 3 03/16/2026 Var JDO0926	03/17/25	Paid Down 442.68 Par Value Trade Date 3/15/25	-442.64	442.68	0.04
John Deere Owner A B S Ser 2022 C CI A 3 5.090 06/15/2027 JDO5027	03/17/25	Paid Down 1,126.13 Par Value Trade Date 3/15/25	-1,126.04	1,126.13	0.09



CITY OF MENIFEE  
ACCOUNT NUMBER: 6736302020

Page 41 of 45  
March 1, 2025 to March 31, 2025

### SALE/MATURITY SUMMARY (continued)

	Settlement Date	Description	Tax Cost	Proceeds	Estimated Gain/Loss
<b>John Deere Owner Tr</b>					
<b>A B S Ser 2022 CI A 3</b>					
<b>09/15/2026 Var</b>					
<b>JDO2326</b>					
	03/17/25	Paid Down 223.86 Par Value Trade Date 3/15/25	-223.81	223.86	0.05
<b>John Deere Owner Trust</b>					
<b>A B S Ser 2023 A CI A3</b>					
<b>5.010 11/15/2027</b>					
<b>47800CAC0</b>					
	03/17/25	Paid Down 890.12 Par Value Trade Date 3/15/25	-889.96	890.12	0.16
<b>John Deere Ownr Tr</b>					
<b>A B S Ser 2022 B CI A3</b>					
<b>02/16/2027 Var</b>					
<b>JDO6827</b>					
	03/17/25	Paid Down 665.69 Par Value Trade Date 3/15/25	-665.63	665.69	0.06
<b>Mastercard Inc</b>					
<b>2.000 03/03/2025</b>					
<b>57636QAN4</b>					
	03/03/25	Matured 35,000 Par Value Trade Date 3/3/25 35,000 Par Value At 100 %	-36,067.15	35,000.00	-1,067.15



CITY OF MENIFEE  
ACCOUNT NUMBER: 6736302020

Page 42 of 45  
March 1, 2025 to March 31, 2025

### SALE/MATURITY SUMMARY (continued)

	Settlement Date	Description	Tax Cost	Proceeds	Estimated Gain/Loss
<b>Mercedes Benz Auto</b>					
<b>A B S Ser 2023 1 CI A3</b>					
<b>4.510 11/15/2027</b>					
<b>MBA4527</b>					
	03/17/25	Paid Down 1,717.47 Par Value Trade Date 3/15/25	-1,717.26	1,717.47	0.21
<b>Toyota Auto Rec Own Tr</b>					
<b>A B S Ser 2021 D CI A 3</b>					
<b>04/15/2026 Var</b>					
<b>TAR0726</b>					
	03/17/25	Paid Down 2,655.4 Par Value Trade Date 3/15/25	-2,500.74	2,655.40	154.66
<b>Toyota Auto Rec Own Tr</b>					
<b>A B S Ser 2022 C CI A 3</b>					
<b>3.760 04/15/2027</b>					
<b>TAR3727</b>					
	03/17/25	Paid Down 1,243.47 Par Value Trade Date 3/15/25	-1,222.78	1,243.47	20.69



CITY OF MENIFEE  
ACCOUNT NUMBER: 6736302020

Page 43 of 45  
March 1, 2025 to March 31, 2025

### SALE/MATURITY SUMMARY (continued)

	Settlement Date	Description	Tax Cost	Proceeds	Estimated Gain/Loss
<b>U S Treasury Note</b>					
<b>2.000 08/15/2025</b>					
<b>912828K74</b>					
	03/11/25	Sold 1,500,000 Par Value Trade Date 3/10/25 Sold Through J.P. Morgan Securities LLC Sold On The Off-Exchange Transactions - Li Swift External Ref#: 8506903133228748 1,500,000 Par Value At 99.01953133 %	-1,587,656.25	1,485,292.97	-102,363.28
<b>Total Taxable Bonds</b>			<b>-\$1,652,608.97</b>	<b>\$1,549,181.47</b>	<b>-\$103,427.50</b>
<b>Total Sales &amp; Maturities</b>			<b>-\$1,652,608.97</b>	<b>\$1,549,181.47</b>	<b>-\$103,427.50</b>

### SALE/MATURITY SUMMARY MESSAGES

Estimated Year-To-Date Short-Term Gain (Loss): \$5,281.25

Estimated Year-To-Date Long-Term Gain (Loss): (\$288,251.93)

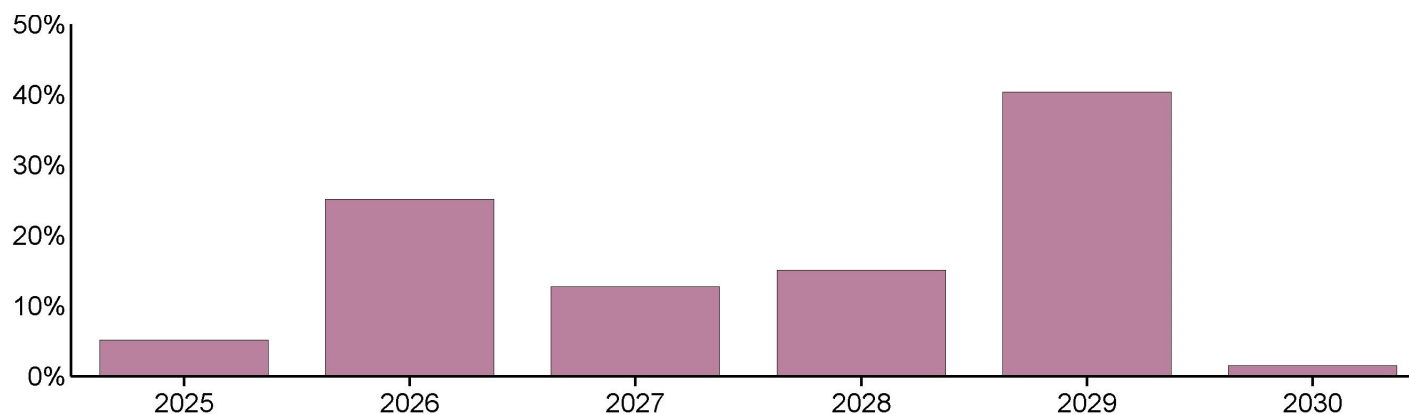
Estimates should not be used for tax purposes



CITY OF MENIFEE  
ACCOUNT NUMBER: 6736302020

Page 44 of 45  
March 1, 2025 to March 31, 2025

### BOND SUMMARY



	Par Value	Market Value	Percentage of Category
<b>MATURITY</b>			
2025	6,889,592.16	6,844,717.42	5.18
2026	34,072,705.36	33,203,162.42	25.13
2027	16,814,324.40	16,768,056.14	12.69
2028	19,830,000.00	19,923,103.55	15.08
2029	53,295,000.00	53,357,503.65	40.37
2030	2,089,000.00	2,060,735.04	1.55
<b>Total of Category</b>	<b>\$132,990,621.92</b>	<b>\$132,157,278.22</b>	<b>100.00</b>

### MOODY'S RATING

Aaa	94,752,350.02	93,999,627.75	71.13
Aa2	1,555,000.00	1,567,290.10	1.19
Aa3	1,910,000.00	1,915,390.60	1.45
A1	15,747,000.00	15,693,742.79	11.88
A2	7,245,000.00	7,339,159.95	5.55
A3	5,665,000.00	5,660,708.70	4.28
Baa1	30,000.00	29,649.90	0.02





CITY OF MENIFEE  
ACCOUNT NUMBER: 6736302020

Page 45 of 45  
March 1, 2025 to March 31, 2025

### BOND SUMMARY (continued)

	Par Value	Market Value	Percentage of Category
N/A	6,086,271.90	5,951,708.43	4.50
<b>Total of Category</b>	<b>\$132,990,621.92</b>	<b>\$132,157,278.22</b>	<b>100.00</b>

### S&P RATING

AAA	10,532,264.47	10,432,656.28	7.89
AA+	21,840,000.00	21,240,479.25	16.07
AA	135,000.00	130,677.90	0.10
AA-	2,200,000.00	2,222,626.00	1.68
A+	5,035,000.00	5,093,767.70	3.85
A	13,882,000.00	13,888,209.64	10.52
A-	10,900,000.00	10,870,660.80	8.23
N/A	68,466,357.45	68,278,200.65	51.66
<b>Total of Category</b>	<b>\$132,990,621.92</b>	<b>\$132,157,278.22</b>	<b>100.00</b>

### BOND SUMMARY MESSAGES

Data contained within this section excluded Mutual Funds, Exchange Traded Funds, and Closed-Ended Funds.



THIS PAGE WAS INTENTIONALLY LEFT BLANK

## Glossary

**Accretion** - The accumulation of the value of a discounted bond until maturity.

**Adjusted Prior Market Realized Gain/Loss** - The difference between the proceeds and the Prior Market Value of the transaction.

**Adjusted Prior Market Unrealized Gain/Loss** - The difference between the Market Value and the Adjusted Prior Market Value.

**Adjusted Prior Market Value** - A figure calculated using the beginning Market Value for the fiscal year, adjusted for all asset related transactions during the period, employing an average cost methodology.

**Amortization** - The decrease in value of a premium bond until maturity.

**Asset** - Anything owned that has commercial exchange value. Assets may consist of specific property or of claims against others, in contrast to obligations due to others (liabilities).

**Bond Rating** - A measurement of a bond's quality based upon the issuer's financial condition. Ratings are assigned by independent rating services, such as Moody's, or S&P, and reflect their opinion of the issuer's ability to meet the scheduled interest and principal repayments for the bond.

**Cash** - Cash activity that includes both income and principal cash categories.

**Change in Unrealized Gain/Loss** - Also reported as Gain/Loss in Period in the Asset Detail section. This figure shows the market appreciation (depreciation) for the current period.

**Cost Basis (Book Value)** - The original price of an asset, normally the purchase price or appraised value at the time of acquisition. Book Value method maintains an average cost for each asset.

**Cost Basis (Tax Basis)** - The original price of an asset, normally the purchase price or appraised value at the time of acquisition. Tax Basis uses client determined methods such as Last-In-First-Out (LIFO), First-In-First-Out (FIFO), Average, Minimum Gain, and Maximum Gain.

**Ending Accrual** - (Also reported as Accrued Income) Income earned but not yet received, or expenses incurred but not yet paid, as of the end of the reporting period.

**Estimated Annual Income** - The amount of income a particular asset is anticipated to earn over the next year. The shares multiplied by annual income rate.

**Estimated Current Yield** - The annual rate of return on an investment expressed as a percentage. For stocks, yield is calculated by taking the annual dividend payments divided by the stock's current share price. For bonds, yield is calculated by the coupon rate divided by the bond's market price.

**Ex-Dividend Date** - (Also reported as Ex-Date) For stock trades, the person who owns the security on the ex-dividend date will earn the dividend, regardless of who currently owns the stock.

**Income Cash** - A category of cash comprised of ordinary earnings derived from investments, usually dividends and interest.

**Market Value** - The price per unit multiplied by the number of units.

**Maturity Date** - The date on which an obligation or note matures.

**Payable Date** - The date on which a dividend, mutual fund distribution, or interest on a bond will be made.

**Principal Cash** - A category of cash comprised of cash, deposits, cash withdrawals and the cash flows generated from purchases or sales of investments.

**Realized Gain/Loss Calculation** - The Proceeds less the Cost Basis of a transaction.

**Settlement Date** - The date on which a trade settles and cash or securities are credited or debited to the account.

**Trade Date** - The date a trade is legally entered into.

**Unrealized Gain/Loss** - The difference between the Market Value and Cost Basis at the end of the current period.

**Yield on/at Market** - The annual rate of return on an investment expressed as a percentage. For stocks, yield is calculated by the annual dividend payments divided by the stock's current share price. For bonds, yield is calculated by the coupon rate divided by the bond's market price.

The terms defined in this glossary are only for use when reviewing your account statement. Please contact your Relationship Manager with any questions.

024497  
-UC-091

U.S. Bank  
1555 N. Rivercenter Dr.  
Suite 300  
Milwaukee, WI 53212



000019093 06 SP      000638950617153 S

CITY OF MENIFEE  
FINANCE DEPARTMENT  
29844 HAUN ROAD  
MENIFEE, CA 92586

