

**QUESTIONS?**

If you have any questions regarding your account or this statement, please contact your Administrator.

SAMIR SOMERVILLE-POWEL

CN-OH-W5IT

CN-OH-W5IT

425 WALNUT STREET

CINCINNATI OH 45202

Phone 513-629-8204

E-mail [samir.somervillepowell@usbank.com](mailto:samir.somervillepowell@usbank.com)

**Portfolio Manager:**

TS CIN RC #6 - MANUAL

CN-OH-W6TC

**ACCOUNT NUMBER:** [REDACTED]**CITY OF MENIFEE**

**This statement is for the period from October 1, 2023 to October 31, 2023**



000003305 02 SP 000638586821874 S

CITY OF MENIFEE

ATTN: ROCHELLE CLAYTON

29844 HAUN ROAD

MENIFEE, CA 92586



THIS PAGE WAS INTENTIONALLY LEFT BLANK



---

**TABLE OF CONTENTS**

---

<b>Schedule</b>	<b>Page</b>
Market Value Summary .....	1
Asset Summary .....	2
Income Summary .....	3
Cash Summary .....	4
Asset Detail .....	5
Transaction Detail .....	8
Bond Summary .....	9



THIS PAGE WAS INTENTIONALLY LEFT BLANK



CITY OF MENIFEE

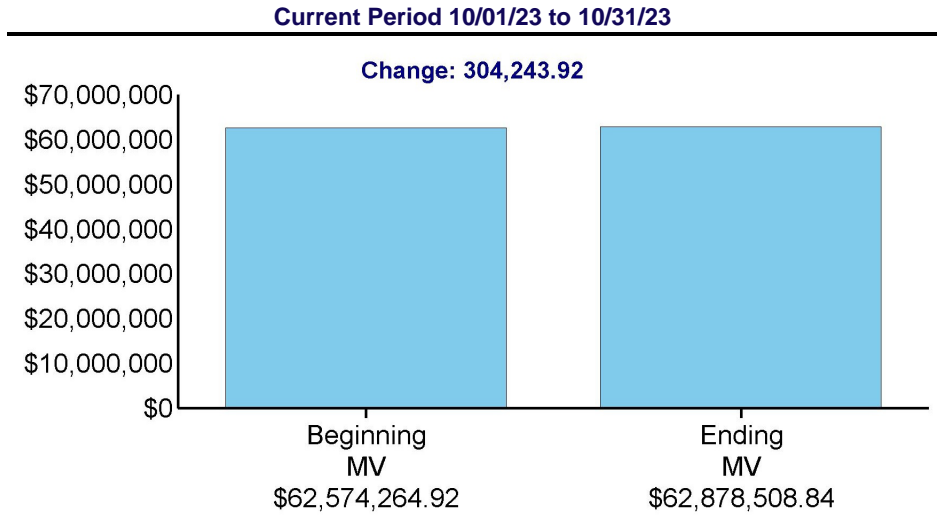
ACCOUNT NUMBER: [REDACTED]

Page 1 of 10

October 1, 2023 to October 31, 2023

**MARKET VALUE SUMMARY**

	Current Period 10/01/23 to 10/31/23	Year-to-Date 01/01/23 to 10/31/23
<b>Beginning Market Value</b>	<b>\$62,574,264.92</b>	<b>\$61,419,065.59</b>
Taxable Interest	69,575.37	496,098.64
Fees and Expenses	-521.45	-5,185.39
Change in Investment Value	235,190.00	968,530.00
<b>Ending Market Value</b>	<b>\$62,878,508.84</b>	<b>\$62,878,508.84</b>





CITY OF MENIFEE

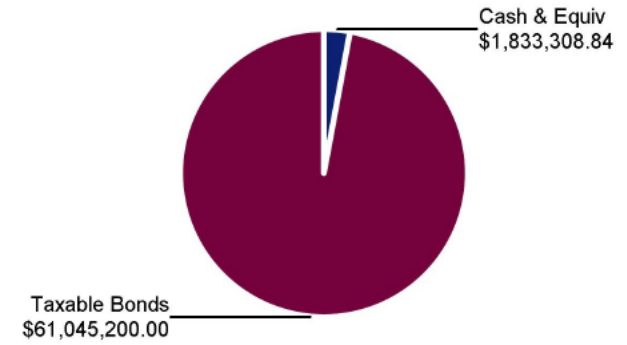
ACCOUNT NUMBER: [REDACTED]

Page 2 of 10

October 1, 2023 to October 31, 2023

**ASSET SUMMARY**

<b>Assets</b>	<b>Current Period Market Value</b>	<b>% of Total</b>	<b>Estimated Annual Income</b>
Cash & Equivalents	1,833,308.84	2.90	91,148.65
Taxable Bonds	61,045,200.00	97.10	595,250.00
<b>Total Market Value</b>	<b>\$62,878,508.84</b>	<b>100.00</b>	<b>\$686,398.65</b>

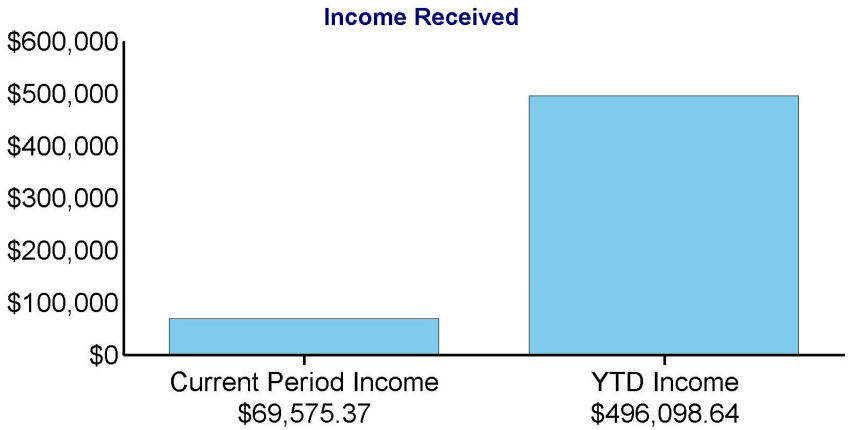




CITY OF MENIFEE  
ACCOUNT NUMBER: [REDACTED]

INCOME SUMMARY

	Income Received Current Period	Income Received YTD
Taxable Interest	69,575.37	496,098.64
<b>Total Current Period Income</b>	<b>\$69,575.37</b>	<b>\$496,098.64</b>





CITY OF MENIFEE

ACCOUNT NUMBER: [REDACTED]

Page 4 of 10

October 1, 2023 to October 31, 2023

**CASH SUMMARY**

	<b>Principal Cash</b>	<b>Income Cash</b>	<b>Total Cash</b>
<b>Beginning Cash 10/01/2023</b>	<b>-\$1,258,561.85</b>	<b>\$1,258,561.85</b>	<b>\$0.00</b>
Taxable Interest		69,575.37	69,575.37
Fees and Expenses	-521.45		-521.45
Net Money Market Activity	-69,053.92		-69,053.92
<b>Ending Cash 10/31/2023</b>	<b>-\$1,328,137.22</b>	<b>\$1,328,137.22</b>	<b>\$0.00</b>



CITY OF MENIFEE  
ACCOUNT NUMBER: [REDACTED]Page 5 of 10  
October 1, 2023 to October 31, 2023

## ASSET DETAIL

## Security Description

Shares/Face Amt	Price	Market Value	Tax Cost	Unrealized Gain/Loss	Percent of Total Portfolio	Estimated Annual Income	Estimated Current Yield
<b>Cash &amp; Equivalents</b>							
<b>Cash/Money Market</b>							
First American Government - 31846V203 Oblig Fd Cl Y #3763							
1,833,308.840	1.0000	1,833,308.84	1,833,308.84	0.00	2.9	91,148.65	4.97
<b>Total Cash/Money Market</b>		<b>\$1,833,308.84</b>	<b>\$1,833,308.84</b>	<b>\$0.00</b>	<b>2.9</b>	<b>\$91,148.65</b>	
<b>Cash</b>							
Principal Cash		-1,328,137.22	-1,328,137.22		-2.1		
Income Cash		1,328,137.22	1,328,137.22		2.1		
<b>Total Cash</b>		<b>\$0.00</b>	<b>\$0.00</b>	<b>\$0.00</b>	<b>0.0</b>	<b>\$0.00</b>	
<b>Total Cash &amp; Equivalents</b>		<b>\$1,833,308.84</b>	<b>\$1,833,308.84</b>	<b>\$0.00</b>	<b>2.9</b>	<b>\$91,148.65</b>	

## Taxable Bonds

## US Government Issues

Federal Farm Credit Bks - 3133EMF98 0.650 06/09/2025							
4,000,000.000	92.8140	3,712,560.00	4,000,000.00	-287,440.00	5.9	26,000.00	0.70
Federal Farm Credit Bks - 3133EML67 0.800 06/22/2026							
5,000,000.000	89.4350	4,471,750.00	4,977,500.00	-505,750.00	7.1	40,000.00	0.89
Federal Home Loan Bks - 3130AMXJ6 0.500 09/30/2024							
5,000,000.000	95.5020	4,775,100.00	5,000,000.00	-224,900.00	7.6	25,000.00	0.52



CITY OF MENIFEE

ACCOUNT NUMBER: [REDACTED]

Page 6 of 10

October 1, 2023 to October 31, 2023

**ASSET DETAIL (continued)****Security Description**

	<b>Shares/Face Amt</b>	<b>Price</b>	<b>Market Value</b>	<b>Tax Cost</b>	<b>Unrealized Gain/Loss</b>	<b>Percent of Total Portfolio</b>	<b>Estimated Annual Income</b>	<b>Estimated Current Yield</b>
Federal Home Loan Bks - 3130AMNZ1 0.500 12/16/2024	3,000,000.000	94.6490	2,839,470.00	3,000,000.00	-160,530.00	4.5	15,000.00	0.53
Federal Home Loan Bks - 3130AMST0 0.625 03/24/2025	5,000,000.000	93.5610	4,678,050.00	5,000,000.00	-321,950.00	7.4	31,250.00	0.67
Federal Home Loan Bks - 3130AMQ54 0.700 09/16/2025	4,000,000.000	91.9630	3,678,520.00	4,000,000.00	-321,480.00	5.9	28,000.00	0.76
Federal Home Loan Bks - 3130AMX31 0.750 06/30/2025	5,000,000.000	92.7620	4,638,100.00	5,000,000.00	-361,900.00	7.4	37,500.00	0.81
Federal Home Loan Bks - 3130AMM33 0.875 07/16/2026	5,000,000.000	89.6750	4,483,750.00	5,000,000.00	-516,250.00	7.1	43,750.00	0.98
Federal Home Loan Bks - 3130AMT28 1.000 06/30/2026	5,000,000.000	89.8530	4,492,650.00	5,000,000.00	-507,350.00	7.1	50,000.00	1.11
Federal Home Loan Bks - 3130AMWZ1 1.050 06/30/2026	5,000,000.000	89.9760	4,498,800.00	5,000,000.00	-501,200.00	7.2	52,500.00	1.17
U S Treasury Note - 912828ZF0 0.500 03/31/2025	5,000,000.000	93.5510	4,677,550.00	4,984,375.00	-306,825.00	7.4	25,000.00	0.53
U S Treasury Note - 91282CBT7 0.750 03/31/2026	4,000,000.000	90.5780	3,623,120.00	3,998,750.00	-375,630.00	5.8	30,000.00	0.83
U S Treasury Note - 912828Z52 1.375 01/31/2025	3,000,000.000	95.2620	2,857,860.00	3,091,875.00	-234,015.00	4.5	41,250.00	1.44

CITY OF MENIFEE  
ACCOUNT NUMBER: [REDACTED]Page 7 of 10  
October 1, 2023 to October 31, 2023

## ASSET DETAIL (continued)

## Security Description

Shares/Face Amt	Price	Market Value	Tax Cost	Unrealized Gain/Loss	Percent of Total Portfolio	Estimated Annual Income	Estimated Current Yield
U S Treasury Note - 912828YM6 1.500 10/31/2024							
3,000,000.000	96.1880	2,885,640.00	3,111,562.50	-225,922.50	4.6	45,000.00	1.56
U S Treasury Note - 912828K74 2.000 08/15/2025							
3,000,000.000	94.6800	2,840,400.00	3,175,312.50	-334,912.50	4.5	60,000.00	2.11
U S Treasury Note - 912828M56 2.250 11/15/2025							
2,000,000.000	94.5940	1,891,880.00	2,140,625.00	-248,745.00	3.0	45,000.00	2.38
<b>Total US Government Issues</b>		<b>\$61,045,200.00</b>	<b>\$66,480,000.00</b>	<b>-\$5,434,800.00</b>	<b>97.1</b>	<b>\$595,250.00</b>	
<b>Total Taxable Bonds</b>		<b>\$61,045,200.00</b>	<b>\$66,480,000.00</b>	<b>-\$5,434,800.00</b>	<b>97.1</b>	<b>\$595,250.00</b>	
<b>Total Assets</b>		<b>\$62,878,508.84</b>	<b>\$68,313,308.84</b>	<b>-\$5,434,800.00</b>	<b>100.0</b>	<b>\$686,398.65</b>	
<b>Estimated Current Yield</b>							<b>1.09</b>

## ASSET DETAIL MESSAGES

Time of trade execution and trading party (if not disclosed) will be provided upon request.

Publicly traded assets are valued in accordance with market quotations or valuation methodologies from financial industry services believed by us to be reliable. Assets that are not publicly traded may be reflected at values from other external sources. Assets for which a current value is not available may be reflected at a previous value or as not valued, at par value, or at a nominal value. Values shown do not necessarily reflect prices at which assets could be bought or sold. Values are updated based on internal policy and may be updated less frequently than statement generation.

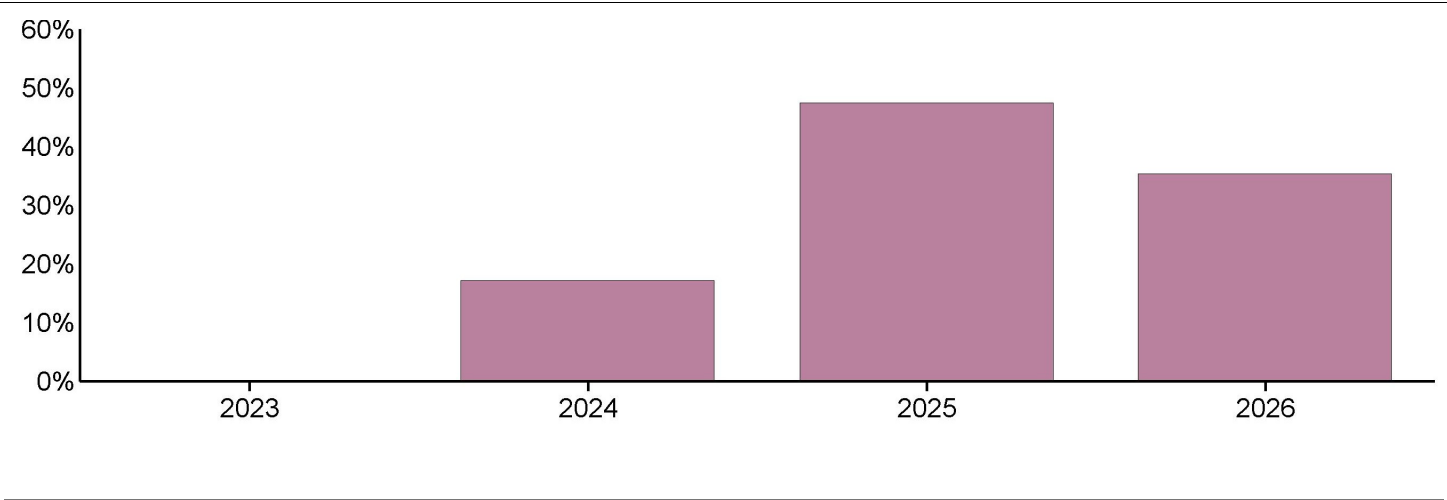
CITY OF MENIFEE  
ACCOUNT NUMBER: [REDACTED]Page 8 of 10  
October 1, 2023 to October 31, 2023**TRANSACTION DETAIL**

Date Posted	Activity	Description	Income Cash	Principal Cash	Tax Cost
<b>Beginning Balance 10/01/2023</b>			<b>\$1,258,561.85</b>	<b>-\$1,258,561.85</b>	<b>\$68,244,254.92</b>
10/02/23	Asset Income	Interest Earned On F H L B Deb 0.500% 9/30/24 0.0025 USD/\$1 Pv On 5,000,000 Par Value Due 9/30/23	12,500.00		
10/02/23	Asset Income	Interest Earned On U S Treasury Nt 0.500% 3/31/25 0.0025 USD/\$1 Pv On 5,000,000 Par Value Due 9/30/23	12,500.00		
10/02/23	Asset Income	Interest Earned On U S Treasury Nt 0.750% 3/31/26 0.00375 USD/\$1 Pv On 4,000,000 Par Value Due 9/30/23	15,000.00		
10/02/23	Asset Income	Interest Earned On First Am Govt Ob Fd Cl Y Interest From 9/1/23 To 9/30/23	7,075.37		
10/25/23	Fee	Trust Fees Collected Charged For Period 09/01/2023 Thru 09/30/2023		-521.45	
10/31/23	Asset Income	Interest Earned On U S Treasury Nt 1.500% 10/31/24 0.0075 USD/\$1 Pv On 3,000,000 Par Value Due 10/31/23	22,500.00		
	Purchase	Combined Purchases For The Period 10/ 1/23 - 10/31/23 Of First Am Govt Ob Fd Cl Y		-69,575.37	69,575.37
	Sale	Combined Sales For The Period 10/ 1/23 - 10/31/23 Of First Am Govt Ob Fd Cl Y		521.45	-521.45
<b>Ending Balance 10/31/2023</b>			<b>\$1,328,137.22</b>	<b>-\$1,328,137.22</b>	<b>\$68,313,308.84</b>



CITY OF MENIFEE  
ACCOUNT NUMBER: [REDACTED]

BOND SUMMARY



	Par Value	Market Value	Percentage of Category
MATURITY			
2023	0.00	0.00	0.00
2024	11,000,000.00	10,500,210.00	17.21
2025	31,000,000.00	28,974,920.00	47.46
2026	24,000,000.00	21,570,070.00	35.33
Total of Category	\$66,000,000.00	\$61,045,200.00	100.00

MOODY'S RATING			
Aaa	66,000,000.00	61,045,200.00	100.00
Total of Category	\$66,000,000.00	\$61,045,200.00	100.00

S&P RATING			
AA+	46,000,000.00	42,268,750.00	69.24



CITY OF MENIFEE

ACCOUNT NUMBER: [REDACTED]

Page 10 of 10

October 1, 2023 to October 31, 2023

**BOND SUMMARY (continued)**

	Par Value	Market Value	Percentage of Category
N/A	20,000,000.00	18,776,450.00	30.76
<b>Total of Category</b>	<b>\$66,000,000.00</b>	<b>\$61,045,200.00</b>	<b>100.00</b>

**BOND SUMMARY MESSAGES**

Data contained within this section excluded Mutual Funds, Exchange Traded Funds, and Closed-Ended Funds.

## Glossary

**Accretion** - The accumulation of the value of a discounted bond until maturity.

**Adjusted Prior Market Realized Gain/Loss** - The difference between the proceeds and the Prior Market Value of the transaction.

**Adjusted Prior Market Unrealized Gain/Loss** - The difference between the Market Value and the Adjusted Prior Market Value.

**Adjusted Prior Market Value** - A figure calculated using the beginning Market Value for the fiscal year, adjusted for all asset related transactions during the period, employing an average cost methodology.

**Amortization** - The decrease in value of a premium bond until maturity.

**Asset** - Anything owned that has commercial exchange value. Assets may consist of specific property or of claims against others, in contrast to obligations due to others (liabilities).

**Bond Rating** - A measurement of a bond's quality based upon the issuer's financial condition. Ratings are assigned by independent rating services, such as Moody's, or S&P, and reflect their opinion of the issuer's ability to meet the scheduled interest and principal repayments for the bond.

**Cash** - Cash activity that includes both income and principal cash categories.

**Change in Unrealized Gain/Loss** - Also reported as Gain/Loss in Period in the Asset Detail section. This figure shows the market appreciation (depreciation) for the current period.

**Cost Basis (Book Value)** - The original price of an asset, normally the purchase price or appraised value at the time of acquisition. Book Value method maintains an average cost for each asset.

**Cost Basis (Tax Basis)** - The original price of an asset, normally the purchase price or appraised value at the time of acquisition. Tax Basis uses client determined methods such as Last-In-First-Out (LIFO), First-In-First-Out (FIFO), Average, Minimum Gain, and Maximum Gain.

**Ending Accrual** - (Also reported as Accrued Income) Income earned but not yet received, or expenses incurred but not yet paid, as of the end of the reporting period.

**Estimated Annual Income** - The amount of income a particular asset is anticipated to earn over the next year. The shares multiplied by annual income rate.

**Estimated Current Yield** - The annual rate of return on an investment expressed as a percentage. For stocks, yield is calculated by taking the annual dividend payments divided by the stock's current share price. For bonds, yield is calculated by the coupon rate divided by the bond's market price.

**Ex-Dividend Date** - (Also reported as Ex-Date) For stock trades, the person who owns the security on the ex-dividend date will earn the dividend, regardless of who currently owns the stock.

**Income Cash** - A category of cash comprised of ordinary earnings derived from investments, usually dividends and interest.

**Market Value** - The price per unit multiplied by the number of units.

**Maturity Date** - The date on which an obligation or note matures.

**Payable Date** - The date on which a dividend, mutual fund distribution, or interest on a bond will be made.

**Principal Cash** - A category of cash comprised of cash, deposits, cash withdrawals and the cash flows generated from purchases or sales of investments.

**Realized Gain/Loss Calculation** - The Proceeds less the Cost Basis of a transaction.

**Settlement Date** - The date on which a trade settles and cash or securities are credited or debited to the account.

**Trade Date** - The date a trade is legally entered into.

**Unrealized Gain/Loss** - The difference between the Market Value and Cost Basis at the end of the current period.

**Yield on/at Market** - The annual rate of return on an investment expressed as a percentage. For stocks, yield is calculated by the annual dividend payments divided by the stock's current share price. For bonds, yield is calculated by the coupon rate divided by the bond's market price.

The terms defined in this glossary are only for use when reviewing your account statement. Please contact your Relationship Manager with any questions.



006955  
-UC-305

U.S. Bank  
1555 N. Rivercenter Dr.  
Suite 300  
Milwaukee, WI 53212

000003305 02 SP 000638586821874 S

CITY OF MENIFEE  
ATTN: ROCHELLE CLAYTON  
29844 HAUN ROAD  
MENIFEE, CA 92586





**QUESTIONS?**

If you have any questions regarding your account or this statement, please contact your Administrator.

SAMIR SOMERVILLE-POWEL

CN-OH-W5IT

CN-OH-W5IT

425 WALNUT STREET

CINCINNATI OH 45202

Phone 513-629-8204

E-mail [samir.somervillepowell@usbank.com](mailto:samir.somervillepowell@usbank.com)

**Portfolio Manager:**

TS CIN RC #6 - MANUAL

CN-OH-W6TC

**ACCOUNT NUMBER:** [REDACTED]**CITY OF MENIFEE**

**This statement is for the period from November 1, 2023 to November 30, 2023**



000003310 02 SP 000638605951089 S

CITY OF MENIFEE

ATTN: ROCHELLE CLAYTON

29844 HAUN ROAD

MENIFEE, CA 92586



THIS PAGE WAS INTENTIONALLY LEFT BLANK



---

**TABLE OF CONTENTS**

---

<b>Schedule</b>	<b>Page</b>
Market Value Summary .....	1
Asset Summary .....	2
Income Summary .....	3
Cash Summary .....	4
Asset Detail .....	5
Transaction Detail .....	8
Bond Summary .....	9



THIS PAGE WAS INTENTIONALLY LEFT BLANK



CITY OF MENIFEE

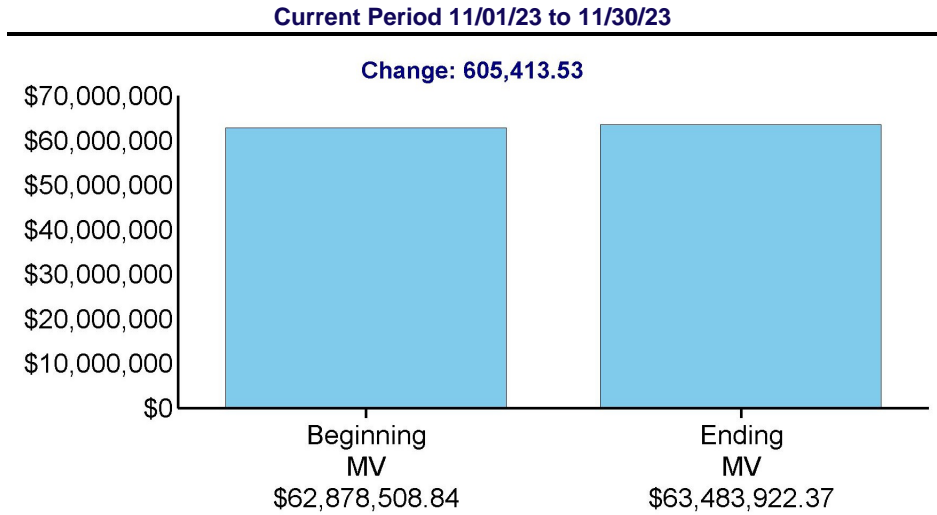
ACCOUNT NUMBE [REDACTED]

Page 1 of 10

November 1, 2023 to November 30, 2023

**MARKET VALUE SUMMARY**

	Current Period 11/01/23 to 11/30/23	Year-to-Date 01/01/23 to 11/30/23
<b>Beginning Market Value</b>	<b>\$62,878,508.84</b>	<b>\$61,419,065.59</b>
Taxable Interest	30,117.52	526,216.16
Fees and Expenses	-523.99	-5,709.38
Change in Investment Value	575,820.00	1,544,350.00
<b>Ending Market Value</b>	<b>\$63,483,922.37</b>	<b>\$63,483,922.37</b>

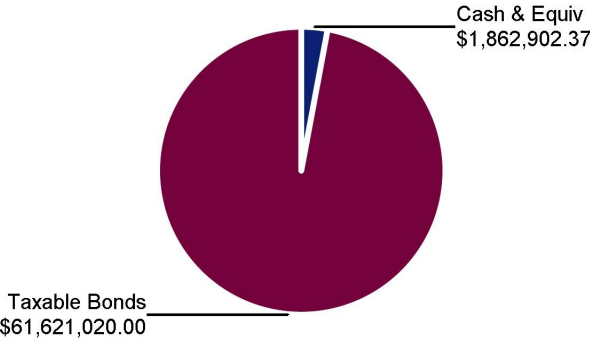




CITY OF MENIFEE  
ACCOUNT NUMBER: [REDACTED]

ASSET SUMMARY

Assets	Current Period Market Value	% of Total	Estimated Annual Income
Cash & Equivalents	1,862,902.37	2.90	92,803.57
Taxable Bonds	61,621,020.00	97.10	595,250.00
Total Market Value	\$63,483,922.37	100.00	\$688,053.57

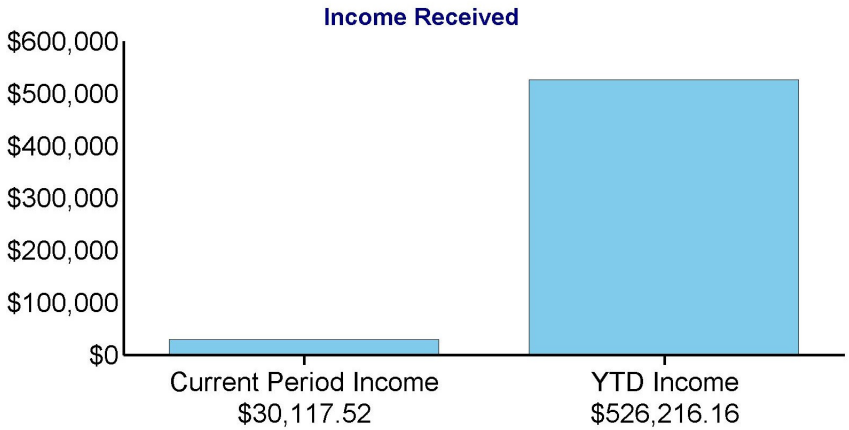




CITY OF MENIFEE  
ACCOUNT NUMBER: [REDACTED]

INCOME SUMMARY

	Income Received Current Period	Income Received YTD
Taxable Interest	30,117.52	526,216.16
<b>Total Current Period Income</b>	<b>\$30,117.52</b>	<b>\$526,216.16</b>





CITY OF MENIFEE

ACCOUNT NUMBER: [REDACTED]

Page 4 of 10

November 1, 2023 to November 30, 2023

**CASH SUMMARY**

	<b>Principal Cash</b>	<b>Income Cash</b>	<b>Total Cash</b>
<b>Beginning Cash 11/01/2023</b>	<b>-\$1,328,137.22</b>	<b>\$1,328,137.22</b>	<b>\$0.00</b>
Taxable Interest		30,117.52	30,117.52
Fees and Expenses	-523.99		-523.99
Net Money Market Activity	-29,593.53		-29,593.53
<b>Ending Cash 11/30/2023</b>	<b>-\$1,358,254.74</b>	<b>\$1,358,254.74</b>	<b>\$0.00</b>



CITY OF MENIFEE  
ACCOUNT NUMBER. [REDACTED]Page 5 of 10  
November 1, 2023 to November 30, 2023

## ASSET DETAIL

## Security Description

Shares/Face Amt	Price	Market Value	Tax Cost	Unrealized Gain/Loss	Percent of Total Portfolio	Estimated Annual Income	Estimated Current Yield
<b>Cash &amp; Equivalents</b>							
<b>Cash/Money Market</b>							
First American Government - 31846V203 Oblig Fd Cl Y #3763							
1,862,902.370	1.0000	1,862,902.37	1,862,902.37	0.00	2.9	92,803.57	4.98
<b>Total Cash/Money Market</b>		<b>\$1,862,902.37</b>	<b>\$1,862,902.37</b>	<b>\$0.00</b>	<b>2.9</b>	<b>\$92,803.57</b>	
<b>Cash</b>							
Principal Cash		-1,358,254.74	-1,358,254.74		-2.1		
Income Cash		1,358,254.74	1,358,254.74		2.1		
<b>Total Cash</b>		<b>\$0.00</b>	<b>\$0.00</b>	<b>\$0.00</b>	<b>0.0</b>	<b>\$0.00</b>	
<b>Total Cash &amp; Equivalents</b>		<b>\$1,862,902.37</b>	<b>\$1,862,902.37</b>	<b>\$0.00</b>	<b>2.9</b>	<b>\$92,803.57</b>	

## Taxable Bonds

## US Government Issues

Federal Farm Credit Bks - 3133EMF98  
0.650 06/09/2025

4,000,000.000	93.6250	3,745,000.00	4,000,000.00	-255,000.00	5.9	26,000.00	0.69
---------------	---------	--------------	--------------	-------------	-----	-----------	------

Federal Farm Credit Bks - 3133EML67  
0.800 06/22/2026

5,000,000.000	90.8380	4,541,900.00	4,977,500.00	-435,600.00	7.2	40,000.00	0.88
---------------	---------	--------------	--------------	-------------	-----	-----------	------

Federal Home Loan Bks - 3130AMXJ6  
0.500 09/30/2024

5,000,000.000	96.0890	4,804,450.00	5,000,000.00	-195,550.00	7.6	25,000.00	0.52
---------------	---------	--------------	--------------	-------------	-----	-----------	------



CITY OF MENIFEE

ACCOUNT NUMBER: [REDACTED]

Page 6 of 10

November 1, 2023 to November 30, 2023

**ASSET DETAIL (continued)****Security Description**

	<b>Shares/Face Amt</b>	<b>Price</b>	<b>Market Value</b>	<b>Tax Cost</b>	<b>Unrealized Gain/Loss</b>	<b>Percent of Total Portfolio</b>	<b>Estimated Annual Income</b>	<b>Estimated Current Yield</b>
Federal Home Loan Bks - 3130AMNZ1 0.500 12/16/2024	3,000,000.000	95.2670	2,858,010.00	3,000,000.00	-141,990.00	4.5	15,000.00	0.52
Federal Home Loan Bks - 3130AMST0 0.625 03/24/2025	5,000,000.000	94.2860	4,714,300.00	5,000,000.00	-285,700.00	7.4	31,250.00	0.66
Federal Home Loan Bks - 3130AMQ54 0.700 09/16/2025	4,000,000.000	92.9010	3,716,040.00	4,000,000.00	-283,960.00	5.9	28,000.00	0.75
Federal Home Loan Bks - 3130AMX31 0.750 06/30/2025	5,000,000.000	93.6000	4,680,000.00	5,000,000.00	-320,000.00	7.4	37,500.00	0.80
Federal Home Loan Bks - 3130AMM33 0.875 07/16/2026	5,000,000.000	91.0610	4,553,050.00	5,000,000.00	-446,950.00	7.2	43,750.00	0.96
Federal Home Loan Bks - 3130AMT28 1.000 06/30/2026	5,000,000.000	91.2480	4,562,400.00	5,000,000.00	-437,600.00	7.2	50,000.00	1.10
Federal Home Loan Bks - 3130AMWZ1 1.050 06/30/2026	5,000,000.000	90.4670	4,523,350.00	5,000,000.00	-476,650.00	7.1	52,500.00	1.16
U S Treasury Note - 912828ZF0 0.500 03/31/2025	5,000,000.000	94.2190	4,710,950.00	4,984,375.00	-273,425.00	7.4	25,000.00	0.53
U S Treasury Note - 91282CBT7 0.750 03/31/2026	4,000,000.000	91.6720	3,666,880.00	3,998,750.00	-331,870.00	5.8	30,000.00	0.82
U S Treasury Note - 912828Z52 1.375 01/31/2025	3,000,000.000	95.8010	2,874,030.00	3,091,875.00	-217,845.00	4.5	41,250.00	1.43



CITY OF MENIFEE

ACCOUNT NUMBER: [REDACTED]

Page 7 of 10

November 1, 2023 to November 30, 2023

**ASSET DETAIL (continued)****Security Description**

	<b>Shares/Face Amt</b>	<b>Price</b>	<b>Market Value</b>	<b>Tax Cost</b>	<b>Unrealized Gain/Loss</b>	<b>Percent of Total Portfolio</b>	<b>Estimated Annual Income</b>	<b>Estimated Current Yield</b>
U S Treasury Note - 912828YM6 1.500 10/31/2024	3,000,000.000	96.6800	2,900,400.00	3,111,562.50	-211,162.50	4.6	45,000.00	1.55
U S Treasury Note - 912828K74 2.000 08/15/2025	3,000,000.000	95.4100	2,862,300.00	3,175,312.50	-313,012.50	4.5	60,000.00	2.10
U S Treasury Note - 912828M56 2.250 11/15/2025	2,000,000.000	95.3980	1,907,960.00	2,140,625.00	-232,665.00	3.0	45,000.00	2.36
<b>Total US Government Issues</b>			<b>\$61,621,020.00</b>	<b>\$66,480,000.00</b>	<b>-\$4,858,980.00</b>	<b>97.1</b>	<b>\$595,250.00</b>	
<b>Total Taxable Bonds</b>			<b>\$61,621,020.00</b>	<b>\$66,480,000.00</b>	<b>-\$4,858,980.00</b>	<b>97.1</b>	<b>\$595,250.00</b>	
<b>Total Assets</b>			<b>\$63,483,922.37</b>	<b>\$68,342,902.37</b>	<b>-\$4,858,980.00</b>	<b>100.0</b>	<b>\$688,053.57</b>	
<b>Estimated Current Yield</b>								<b>1.08</b>

**ASSET DETAIL MESSAGES**

Time of trade execution and trading party (if not disclosed) will be provided upon request.

Publicly traded assets are valued in accordance with market quotations or valuation methodologies from financial industry services believed by us to be reliable. Assets that are not publicly traded may be reflected at values from other external sources. Assets for which a current value is not available may be reflected at a previous value or as not valued, at par value, or at a nominal value. Values shown do not necessarily reflect prices at which assets could be bought or sold. Values are updated based on internal policy and may be updated less frequently than statement generation.

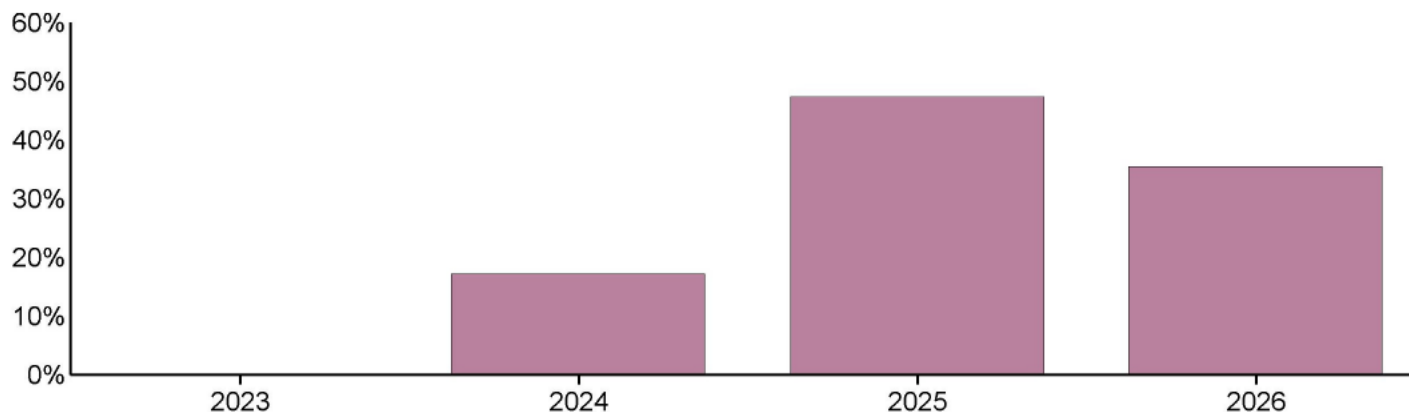


CITY OF MENIFEE  
ACCOUNT NUMBER: [REDACTED]

Page 8 of 10  
November 1, 2023 to November 30, 2023

### TRANSACTION DETAIL

Date Posted	Activity	Description	Income Cash	Principal Cash	Tax Cost
<b>Beginning Balance 11/01/2023</b>			<b>\$1,328,137.22</b>	<b>-\$1,328,137.22</b>	<b>\$68,313,308.84</b>
11/01/23	Asset Income	Interest Earned On First Am Govt Ob Fd Cl Y Interest From 10/1/23 To 10/31/23	7,617.52		
11/15/23	Asset Income	Interest Earned On U S Treasury Nt 2.250% 11/15/25 0.01125 USD/\$1 Pv On 2,000,000 Par Value Due 11/15/23	22,500.00		
11/27/23	Fee	Trust Fees Collected Charged For Period 10/01/2023 Thru 10/31/2023		-523.99	
	Purchase	Combined Purchases For The Period 11/ 1/23 - 11/30/23 Of First Am Govt Ob Fd Cl Y		-30,117.52	30,117.52
	Sale	Combined Sales For The Period 11/ 1/23 - 11/30/23 Of First Am Govt Ob Fd Cl Y		523.99	-523.99
<b>Ending Balance 11/30/2023</b>			<b>\$1,358,254.74</b>	<b>-\$1,358,254.74</b>	<b>\$68,342,902.37</b>

CITY OF MENIFEE  
ACCOUNT NUMBER: [REDACTED]Page 9 of 10  
November 1, 2023 to November 30, 2023**BOND SUMMARY**

	Par Value	Market Value	Percentage of Category
<b>MATURITY</b>			
2023	0.00	0.00	0.00
2024	11,000,000.00	10,562,860.00	17.15
2025	31,000,000.00	29,210,580.00	47.40
2026	24,000,000.00	21,847,580.00	35.45
<b>Total of Category</b>	<b>\$66,000,000.00</b>	<b>\$61,621,020.00</b>	<b>100.00</b>

**MOODY'S RATING**

Aaa	66,000,000.00	61,621,020.00	100.00
<b>Total of Category</b>	<b>\$66,000,000.00</b>	<b>\$61,621,020.00</b>	<b>100.00</b>

**S&P RATING**

AA+	46,000,000.00	42,698,500.00	69.29
-----	---------------	---------------	-------



CITY OF MENIFEE  
ACCOUNT NUMBER: [REDACTED]

**BOND SUMMARY (continued)**

	Par Value	Market Value	Percentage of Category
N/A	20,000,000.00	18,922,520.00	30.71
Total of Category	\$66,000,000.00	\$61,621,020.00	100.00

**BOND SUMMARY MESSAGES**

Data contained within this section excluded Mutual Funds, Exchange Traded Funds, and Closed-Ended Funds.

## Glossary

**Accretion** - The accumulation of the value of a discounted bond until maturity.

**Adjusted Prior Market Realized Gain/Loss** - The difference between the proceeds and the Prior Market Value of the transaction.

**Adjusted Prior Market Unrealized Gain/Loss** - The difference between the Market Value and the Adjusted Prior Market Value.

**Adjusted Prior Market Value** - A figure calculated using the beginning Market Value for the fiscal year, adjusted for all asset related transactions during the period, employing an average cost methodology.

**Amortization** - The decrease in value of a premium bond until maturity.

**Asset** - Anything owned that has commercial exchange value. Assets may consist of specific property or of claims against others, in contrast to obligations due to others (liabilities).

**Bond Rating** - A measurement of a bond's quality based upon the issuer's financial condition. Ratings are assigned by independent rating services, such as Moody's, or S&P, and reflect their opinion of the issuer's ability to meet the scheduled interest and principal repayments for the bond.

**Cash** - Cash activity that includes both income and principal cash categories.

**Change in Unrealized Gain/Loss** - Also reported as Gain/Loss in Period in the Asset Detail section. This figure shows the market appreciation (depreciation) for the current period.

**Cost Basis (Book Value)** - The original price of an asset, normally the purchase price or appraised value at the time of acquisition. Book Value method maintains an average cost for each asset.

**Cost Basis (Tax Basis)** - The original price of an asset, normally the purchase price or appraised value at the time of acquisition. Tax Basis uses client determined methods such as Last-In-First-Out (LIFO), First-In-First-Out (FIFO), Average, Minimum Gain, and Maximum Gain.

**Ending Accrual** - (Also reported as Accrued Income) Income earned but not yet received, or expenses incurred but not yet paid, as of the end of the reporting period.

**Estimated Annual Income** - The amount of income a particular asset is anticipated to earn over the next year. The shares multiplied by annual income rate.

**Estimated Current Yield** - The annual rate of return on an investment expressed as a percentage. For stocks, yield is calculated by taking the annual dividend payments divided by the stock's current share price. For bonds, yield is calculated by the coupon rate divided by the bond's market price.

**Ex-Dividend Date** - (Also reported as Ex-Date) For stock trades, the person who owns the security on the ex-dividend date will earn the dividend, regardless of who currently owns the stock.

**Income Cash** - A category of cash comprised of ordinary earnings derived from investments, usually dividends and interest.

**Market Value** - The price per unit multiplied by the number of units.

**Maturity Date** - The date on which an obligation or note matures.

**Payable Date** - The date on which a dividend, mutual fund distribution, or interest on a bond will be made.

**Principal Cash** - A category of cash comprised of cash, deposits, cash withdrawals and the cash flows generated from purchases or sales of investments.

**Realized Gain/Loss Calculation** - The Proceeds less the Cost Basis of a transaction.

**Settlement Date** - The date on which a trade settles and cash or securities are credited or debited to the account.

**Trade Date** - The date a trade is legally entered into.

**Unrealized Gain/Loss** - The difference between the Market Value and Cost Basis at the end of the current period.

**Yield on/at Market** - The annual rate of return on an investment expressed as a percentage. For stocks, yield is calculated by the annual dividend payments divided by the stock's current share price. For bonds, yield is calculated by the coupon rate divided by the bond's market price.

The terms defined in this glossary are only for use when reviewing your account statement. Please contact your Relationship Manager with any questions.



006964  
-UC-335

U.S. Bank  
1555 N. Rivercenter Dr.  
Suite 300  
Milwaukee, WI 53212

000003310 02 SP 000638605951089 S

CITY OF MENIFEE  
ATTN: ROCHELLE CLAYTON  
29844 HAUN ROAD  
MENIFEE, CA 92586





**QUESTIONS?**

If you have any questions regarding your account or this statement, please contact your Administrator.

SAMIR SOMERVILLE-POWEL

CN-OH-W5IT

CN-OH-W5IT

425 WALNUT STREET

CINCINNATI OH 45202

Phone 513-629-8204

E-mail [samir.somervillepowell@usbank.com](mailto:samir.somervillepowell@usbank.com)

**Portfolio Manager:**

TS CIN RC #6 - MANUAL

CN-OH-W6TC

**ACCOUNT NUMBER:** [REDACTED]**CITY OF MENIFEE**

**This statement is for the period from December 1, 2023 to December 31, 2023**



000003367 02 SP 000638627162626 S

CITY OF MENIFEE

ATTN: ROCHELLE CLAYTON

29844 HAUN ROAD

MENIFEE, CA 92586



THIS PAGE WAS INTENTIONALLY LEFT BLANK



TABLE OF CONTENTS

<b>Schedule</b>	<b>Page</b>
Market Value Summary .....	1
Asset Summary .....	2
Income Summary .....	3
Cash Summary .....	4
Asset Detail .....	5
Transaction Detail .....	8
Bond Summary .....	9



THIS PAGE WAS INTENTIONALLY LEFT BLANK



CITY OF MENIFEE

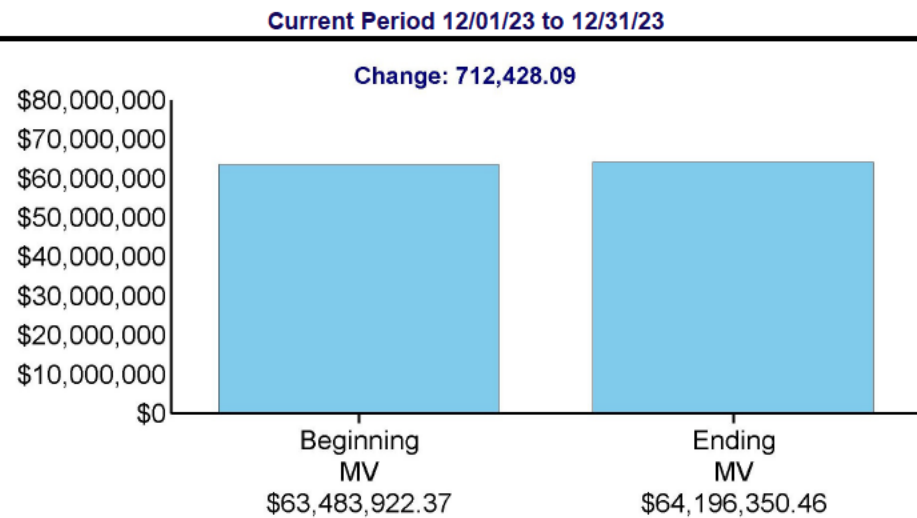
ACCOUNT NUMBER: [REDACTED]

Page 1 of 10

December 1, 2023 to December 31, 2023

**MARKET VALUE SUMMARY**

	Current Period 12/01/23 to 12/31/23	Year-to-Date 01/01/23 to 12/31/23
<b>Beginning Market Value</b>	<b>\$63,483,922.37</b>	<b>\$61,419,065.59</b>
Taxable Interest	69,947.12	596,163.28
Fees and Expenses	-529.03	-6,238.41
Change in Investment Value	643,010.00	2,187,360.00
<b>Ending Market Value</b>	<b>\$64,196,350.46</b>	<b>\$64,196,350.46</b>

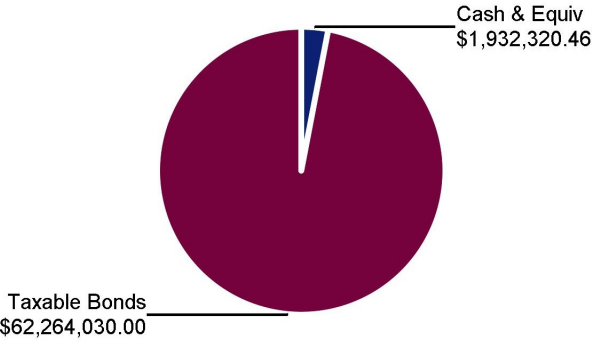




CITY OF MENIFEE  
ACCOUNT NUMBER: [REDACTED]

ASSET SUMMARY

Assets	Current Period Market Value	% of Total	Estimated Annual Income
Cash & Equivalents	1,932,320.46	3.00	96,492.39
Taxable Bonds	62,264,030.00	97.00	595,250.00
Total Market Value	\$64,196,350.46	100.00	\$691,742.39

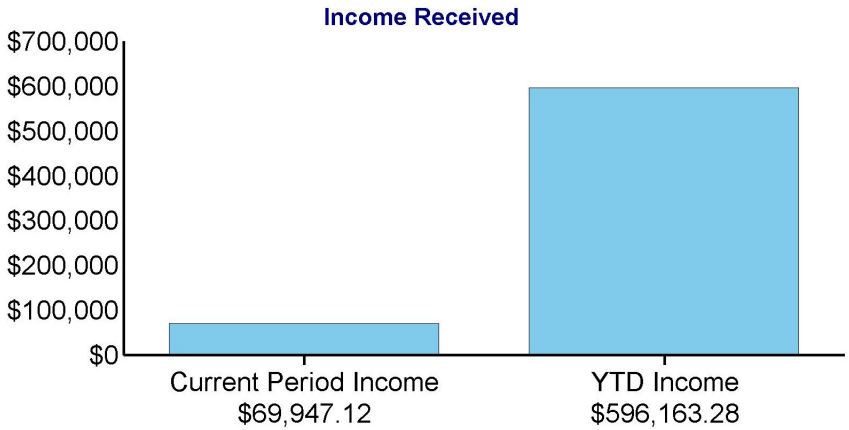




CITY OF MENIFEE  
ACCOUNT NUMBER: [REDACTED]

INCOME SUMMARY

	Income Received Current Period	Income Received YTD
Taxable Interest	69,947.12	596,163.28
<b>Total Current Period Income</b>	<b>\$69,947.12</b>	<b>\$596,163.28</b>





CITY OF MENIFEE

ACCOUNT NUMBER: [REDACTED]

Page 4 of 10

December 1, 2023 to December 31, 2023

**CASH SUMMARY**

	<b>Principal Cash</b>	<b>Income Cash</b>	<b>Total Cash</b>
<b>Beginning Cash 12/01/2023</b>	<b>-\$1,358,254.74</b>	<b>\$1,358,254.74</b>	<b>\$0.00</b>
Taxable Interest		69,947.12	69,947.12
Fees and Expenses	-529.03		-529.03
Net Money Market Activity	-69,418.09		-69,418.09
<b>Ending Cash 12/31/2023</b>	<b>-\$1,428,201.86</b>	<b>\$1,428,201.86</b>	<b>\$0.00</b>



CITY OF MENIFEE  
ACCOUNT NUMBER: [REDACTED]Page 5 of 10  
December 1, 2023 to December 31, 2023

## ASSET DETAIL

## Security Description

Shares/Face Amt	Price	Market Value	Tax Cost	Unrealized Gain/Loss	Percent of Total Portfolio	Estimated Annual Income	Estimated Current Yield
<b>Cash &amp; Equivalents</b>							
<b>Cash/Money Market</b>							
First American Government - 31846V203 Oblig Fd Cl Y #3763							
1,932,320.460	1.0000	1,932,320.46	1,932,320.46	0.00	3.0	96,492.39	4.99
<b>Total Cash/Money Market</b>		<b>\$1,932,320.46</b>	<b>\$1,932,320.46</b>	<b>\$0.00</b>	<b>3.0</b>	<b>\$96,492.39</b>	
<b>Cash</b>							
Principal Cash		-1,428,201.86	-1,428,201.86		-2.2		
Income Cash		1,428,201.86	1,428,201.86		2.2		
<b>Total Cash</b>		<b>\$0.00</b>	<b>\$0.00</b>	<b>\$0.00</b>	<b>0.0</b>	<b>\$0.00</b>	
<b>Total Cash &amp; Equivalents</b>		<b>\$1,932,320.46</b>	<b>\$1,932,320.46</b>	<b>\$0.00</b>	<b>3.0</b>	<b>\$96,492.39</b>	

## Taxable Bonds

## US Government Issues

Federal Farm Credit Bks - 3133EMF98  
0.650 06/09/2025

4,000,000.000	94.4560	3,778,240.00	4,000,000.00	-221,760.00	5.9	26,000.00	0.69
---------------	---------	--------------	--------------	-------------	-----	-----------	------

Federal Farm Credit Bks - 3133EML67  
0.800 06/22/2026

5,000,000.000	91.7570	4,587,850.00	4,977,500.00	-389,650.00	7.1	40,000.00	0.87
---------------	---------	--------------	--------------	-------------	-----	-----------	------

Federal Home Loan Bks - 3130AMXJ6  
0.500 09/30/2024

5,000,000.000	96.6880	4,834,400.00	5,000,000.00	-165,600.00	7.5	25,000.00	0.52
---------------	---------	--------------	--------------	-------------	-----	-----------	------



CITY OF MENIFEE

ACCOUNT NUMBER: [REDACTED]

Page 6 of 10

December 1, 2023 to December 31, 2023

**ASSET DETAIL (continued)****Security Description**

	<b>Shares/Face Amt</b>	<b>Price</b>	<b>Market Value</b>	<b>Tax Cost</b>	<b>Unrealized Gain/Loss</b>	<b>Percent of Total Portfolio</b>	<b>Estimated Annual Income</b>	<b>Estimated Current Yield</b>
Federal Home Loan Bks - 3130AMNZ1 0.500 12/16/2024	3,000,000.000	95.9910	2,879,730.00	3,000,000.00	-120,270.00	4.5	15,000.00	0.52
Federal Home Loan Bks - 3130AMST0 0.625 03/24/2025	5,000,000.000	95.5890	4,779,450.00	5,000,000.00	-220,550.00	7.4	31,250.00	0.65
Federal Home Loan Bks - 3130AMQ54 0.700 09/16/2025	4,000,000.000	93.8560	3,754,240.00	4,000,000.00	-245,760.00	5.8	28,000.00	0.75
Federal Home Loan Bks - 3130AMX31 0.750 06/30/2025	5,000,000.000	94.7630	4,738,150.00	5,000,000.00	-261,850.00	7.4	37,500.00	0.79
Federal Home Loan Bks - 3130AMM33 0.875 07/16/2026	5,000,000.000	91.9830	4,599,150.00	5,000,000.00	-400,850.00	7.2	43,750.00	0.95
Federal Home Loan Bks - 3130AMT28 1.000 06/30/2026	5,000,000.000	92.1550	4,607,750.00	5,000,000.00	-392,250.00	7.2	50,000.00	1.08
Federal Home Loan Bks - 3130AMWZ1 1.050 06/30/2026	5,000,000.000	92.2720	4,613,600.00	5,000,000.00	-386,400.00	7.2	52,500.00	1.14
U S Treasury Note - 912828ZF0 0.500 03/31/2025	5,000,000.000	95.0820	4,754,100.00	4,984,375.00	-230,275.00	7.4	25,000.00	0.53
U S Treasury Note - 91282CBT7 0.750 03/31/2026	4,000,000.000	92.7770	3,711,080.00	3,998,750.00	-287,670.00	5.8	30,000.00	0.81
U S Treasury Note - 912828Z52 1.375 01/31/2025	3,000,000.000	96.4810	2,894,430.00	3,091,875.00	-197,445.00	4.5	41,250.00	1.42

CITY OF MENIFEE  
ACCOUNT NUMBER: [REDACTED]Page 7 of 10  
December 1, 2023 to December 31, 2023**ASSET DETAIL (continued)****Security Description**

	<b>Shares/Face Amt</b>	<b>Price</b>	<b>Market Value</b>	<b>Tax Cost</b>	<b>Unrealized Gain/Loss</b>	<b>Percent of Total Portfolio</b>	<b>Estimated Annual Income</b>	<b>Estimated Current Yield</b>
U S Treasury Note - 912828YM6 1.500 10/31/2024	3,000,000.000	97.2890	2,918,670.00	3,111,562.50	-192,892.50	4.5	45,000.00	1.54
U S Treasury Note - 912828K74 2.000 08/15/2025	3,000,000.000	96.2310	2,886,930.00	3,175,312.50	-288,382.50	4.5	60,000.00	2.08
U S Treasury Note - 912828M56 2.250 11/15/2025	2,000,000.000	96.3130	1,926,260.00	2,140,625.00	-214,365.00	3.0	45,000.00	2.34
<b>Total US Government Issues</b>			<b>\$62,264,030.00</b>	<b>\$66,480,000.00</b>	<b>-\$4,215,970.00</b>	<b>97.0</b>	<b>\$595,250.00</b>	
<b>Total Taxable Bonds</b>			<b>\$62,264,030.00</b>	<b>\$66,480,000.00</b>	<b>-\$4,215,970.00</b>	<b>97.0</b>	<b>\$595,250.00</b>	
<b>Total Assets</b>			<b>\$64,196,350.46</b>	<b>\$68,412,320.46</b>	<b>-\$4,215,970.00</b>	<b>100.0</b>	<b>\$691,742.39</b>	
<b>Estimated Current Yield</b>								<b>1.07</b>

**ASSET DETAIL MESSAGES**

Time of trade execution and trading party (if not disclosed) will be provided upon request.

Publicly traded assets are valued in accordance with market quotations or valuation methodologies from financial industry services believed by us to be reliable. Assets that are not publicly traded may be reflected at values from other external sources. Assets for which a current value is not available may be reflected at a previous value or as not valued, at par value, or at a nominal value. Values shown do not necessarily reflect prices at which assets could be bought or sold. Values are updated based on internal policy and may be updated less frequently than statement generation.

CITY OF MENIFEE  
ACCOUNT NUMBER: [REDACTED]Page 8 of 10  
December 1, 2023 to December 31, 2023

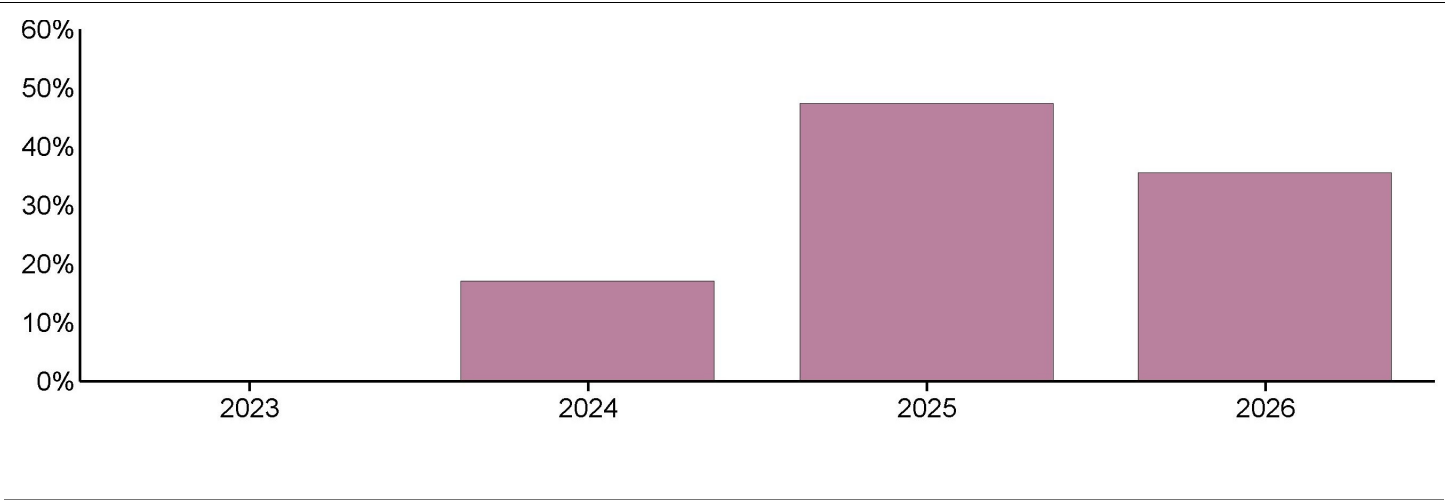
## TRANSACTION DETAIL

Date Posted	Activity	Description	Income Cash	Principal Cash	Tax Cost
<b>Beginning Balance 12/01/2023</b>			<b>\$1,358,254.74</b>	<b>-\$1,358,254.74</b>	<b>\$68,342,902.37</b>
12/01/23	Asset Income	Interest Earned On First Am Govt Ob Fd Cl Y Interest From 11/1/23 To 11/30/23	7,572.12		
12/11/23	Asset Income	Interest Earned On F F C B Deb 0.650% 6/09/25 0.00325 USD/\$1 Pv On 4,000,000 Par Value Due 12/9/23	13,000.00		
12/18/23	Asset Income	Interest Earned On F H L B Deb 0.500% 12/16/24 0.0025 USD/\$1 Pv On 3,000,000 Par Value Due 12/16/23	7,500.00		
12/18/23	Asset Income	Interest Earned On F H L B Deb 0.875% 6/16/26 0.004375 USD/\$1 Pv On 5,000,000 Par Value Due 12/16/23	21,875.00		
12/22/23	Asset Income	Interest Earned On F F C B Deb 0.800% 6/22/26 0.004 USD/\$1 Pv On 5,000,000 Par Value Due 12/22/23	20,000.00		
12/26/23	Fee	Trust Fees Collected Charged For Period 11/01/2023 Thru 11/30/2023		-529.03	
	Purchase	Combined Purchases For The Period 12/ 1/23 - 12/31/23 Of First Am Govt Ob Fd Cl Y		-69,947.12	69,947.12
	Sale	Combined Sales For The Period 12/ 1/23 - 12/31/23 Of First Am Govt Ob Fd Cl Y		529.03	-529.03
<b>Ending Balance 12/31/2023</b>			<b>\$1,428,201.86</b>	<b>-\$1,428,201.86</b>	<b>\$68,412,320.46</b>



CITY OF MENIFEE  
ACCOUNT NUMBER: [REDACTED]

BOND SUMMARY



	Par Value	Market Value	Percentage of Category
MATURITY			
2023	0.00	0.00	0.00
2024	11,000,000.00	10,632,800.00	17.08
2025	31,000,000.00	29,511,800.00	47.40
2026	24,000,000.00	22,119,430.00	35.52
Total of Category	\$66,000,000.00	\$62,264,030.00	100.00

MOODY'S RATING			
Aaa	66,000,000.00	62,264,030.00	100.00
Total of Category	\$66,000,000.00	\$62,264,030.00	100.00

S&P RATING			
AA+	46,000,000.00	43,172,560.00	69.34



CITY OF MENIFEE  
ACCOUNT NUMBER: [REDACTED]

**BOND SUMMARY (continued)**

	Par Value	Market Value	Percentage of Category
N/A	20,000,000.00	19,091,470.00	30.66
Total of Category	\$66,000,000.00	\$62,264,030.00	100.00

**BOND SUMMARY MESSAGES**

Data contained within this section excluded Mutual Funds, Exchange Traded Funds, and Closed-Ended Funds.

## Glossary

**Accretion** - The accumulation of the value of a discounted bond until maturity.

**Adjusted Prior Market Realized Gain/Loss** - The difference between the proceeds and the Prior Market Value of the transaction.

**Adjusted Prior Market Unrealized Gain/Loss** - The difference between the Market Value and the Adjusted Prior Market Value.

**Adjusted Prior Market Value** - A figure calculated using the beginning Market Value for the fiscal year, adjusted for all asset related transactions during the period, employing an average cost methodology.

**Amortization** - The decrease in value of a premium bond until maturity.

**Asset** - Anything owned that has commercial exchange value. Assets may consist of specific property or of claims against others, in contrast to obligations due to others (liabilities).

**Bond Rating** - A measurement of a bond's quality based upon the issuer's financial condition. Ratings are assigned by independent rating services, such as Moody's, or S&P, and reflect their opinion of the issuer's ability to meet the scheduled interest and principal repayments for the bond.

**Cash** - Cash activity that includes both income and principal cash categories.

**Change in Unrealized Gain/Loss** - Also reported as Gain/Loss in Period in the Asset Detail section. This figure shows the market appreciation (depreciation) for the current period.

**Cost Basis (Book Value)** - The original price of an asset, normally the purchase price or appraised value at the time of acquisition. Book Value method maintains an average cost for each asset.

**Cost Basis (Tax Basis)** - The original price of an asset, normally the purchase price or appraised value at the time of acquisition. Tax Basis uses client determined methods such as Last-In-First-Out (LIFO), First-In-First-Out (FIFO), Average, Minimum Gain, and Maximum Gain.

**Ending Accrual** - (Also reported as Accrued Income) Income earned but not yet received, or expenses incurred but not yet paid, as of the end of the reporting period.

**Estimated Annual Income** - The amount of income a particular asset is anticipated to earn over the next year. The shares multiplied by annual income rate.

**Estimated Current Yield** - The annual rate of return on an investment expressed as a percentage. For stocks, yield is calculated by taking the annual dividend payments divided by the stock's current share price. For bonds, yield is calculated by the coupon rate divided by the bond's market price.

**Ex-Dividend Date** - (Also reported as Ex-Date) For stock trades, the person who owns the security on the ex-dividend date will earn the dividend, regardless of who currently owns the stock.

**Income Cash** - A category of cash comprised of ordinary earnings derived from investments, usually dividends and interest.

**Market Value** - The price per unit multiplied by the number of units.

**Maturity Date** - The date on which an obligation or note matures.

**Payable Date** - The date on which a dividend, mutual fund distribution, or interest on a bond will be made.

**Principal Cash** - A category of cash comprised of cash, deposits, cash withdrawals and the cash flows generated from purchases or sales of investments.

**Realized Gain/Loss Calculation** - The Proceeds less the Cost Basis of a transaction.

**Settlement Date** - The date on which a trade settles and cash or securities are credited or debited to the account.

**Trade Date** - The date a trade is legally entered into.

**Unrealized Gain/Loss** - The difference between the Market Value and Cost Basis at the end of the current period.

**Yield on/at Market** - The annual rate of return on an investment expressed as a percentage. For stocks, yield is calculated by the annual dividend payments divided by the stock's current share price. For bonds, yield is calculated by the coupon rate divided by the bond's market price.

The terms defined in this glossary are only for use when reviewing your account statement. Please contact your Relationship Manager with any questions.

009371  
-UC-364

U.S. Bank  
1555 N. Rivercenter Dr.  
Suite 300  
Milwaukee, WI 53212



000003367 02 SP      000638627162626 S

CITY OF MENIFEE  
ATTN: ROCHELLE CLAYTON  
29844 HAUN ROAD  
MENIFEE, CA 92586

