

**QUESTIONS?**

If you have any questions regarding your account or this statement, please contact your Administrator.

KATHERINE ARTISHON  
EP-MN-WS4E  
60 LIVINGSTON AVE.  
ST PAUL MN 55107  
E-mail [katherine.artishon@usbank.com](mailto:katherine.artishon@usbank.com)

**Portfolio Manager:**  
TS PRT RC #1 - AUTO  
CN-OH-W6TC

**ACCOUNT NUMBER: 6736302020****CITY OF MENIFEE****This statement is for the period from December 1, 2024 to December 31, 2024**

000020221 07 SP 000638880301292 S  
CITY OF MENIFEE  
FINANCE DEPARTMENT  
29844 HAUN ROAD  
MENIFEE, CA 92586



THIS PAGE WAS INTENTIONALLY LEFT BLANK



---

**TABLE OF CONTENTS**

---

<b>Schedule</b>	<b>Page</b>
Market Value Summary .....	1
Asset Summary .....	2
Income Summary .....	3
Cash Summary .....	4
Asset Detail .....	5
Transaction Detail .....	27
Sale/Maturity Summary .....	40
Bond Summary .....	51



THIS PAGE WAS INTENTIONALLY LEFT BLANK

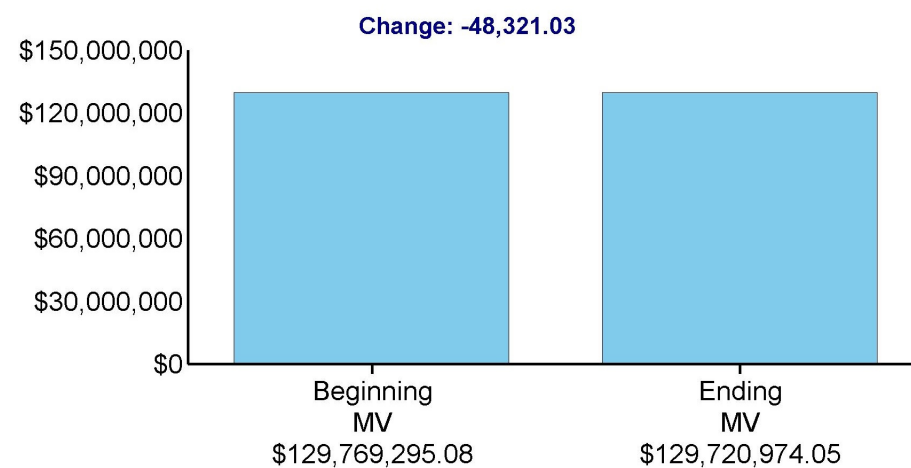


CITY OF MENIFEE  
ACCOUNT NUMBER: 6736302020

Page 1 of 52  
December 1, 2024 to December 31, 2024

### MARKET VALUE SUMMARY

	Current Period 12/01/24 to 12/31/24
<b>Beginning Market Value</b>	<b>\$129,769,295.08</b>
Taxable Interest	475,413.40
Paid To/For Beneficiaries	-7,782.40
Long Term Gains/Losses	-15,138.05
Short Term Gains/Losses	29,968.75
Change in Investment Value	-530,782.73
<b>Ending Market Value</b>	<b>\$129,720,974.05</b>





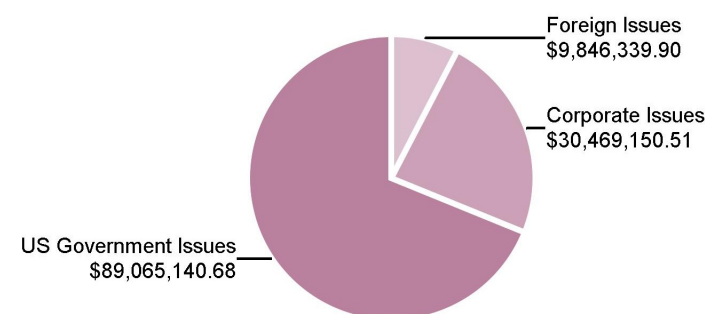
CITY OF MENIFEE  
ACCOUNT NUMBER: 6736302020

Page 2 of 52  
December 1, 2024 to December 31, 2024

### ASSET SUMMARY

Assets	Current Period Market Value	% of Total	Estimated Annual Income
Cash & Equivalents	340,342.96	0.30	14,702.55
Taxable Bonds	129,380,631.09	99.70	4,390,183.52
<b>Total Market Value</b>	<b>\$129,720,974.05</b>	<b>100.00</b>	<b>\$4,404,886.07</b>

### Fixed Income Summary





CITY OF MENIFEE  
ACCOUNT NUMBER: 6736302020

Page 3 of 52  
December 1, 2024 to December 31, 2024

---

**INCOME SUMMARY**

---

	<b>Income Received Current Period</b>
Taxable Interest	475,413.40
<b>Total Current Period Income</b>	<b>\$475,413.40</b>



CITY OF MENIFEE  
ACCOUNT NUMBER: 6736302020

Page 4 of 52  
December 1, 2024 to December 31, 2024

### CASH SUMMARY

	Cash
<b>Beginning Cash 12/01/2024</b>	<b>\$0.00</b>
Taxable Interest	475,413.40
Paid To/For Beneficiaries	-7,782.40
Purchases	-3,060,552.73
Sales	2,261,137.94
Net Money Market Activity	331,783.79
<b>Ending Cash 12/31/2024</b>	<b>\$0.00</b>





CITY OF MENIFEE  
ACCOUNT NUMBER: 6736302020

Page 5 of 52  
December 1, 2024 to December 31, 2024

### ASSET DETAIL

#### Security Description

Shares/Face Amt	Price	Market Value	Tax Cost	Unrealized Gain/Loss	Percent of Total Portfolio	Estimated Annual Income	Estimated Current Yield
<b>Cash &amp; Equivalents</b>							
<b>Cash/Money Market</b>							
Federated Hermes Govt Obligs Is - 60934N104 #5							
340,342.960	1.0000	340,342.96	340,342.96	0.00	0.3	14,702.55	4.32
<b>Total Cash/Money Market</b>		<b>\$340,342.96</b>	<b>\$340,342.96</b>	<b>\$0.00</b>	<b>0.3</b>	<b>\$14,702.55</b>	
<b>Total Cash &amp; Equivalents</b>							
		<b>\$340,342.96</b>	<b>\$340,342.96</b>	<b>\$0.00</b>	<b>0.3</b>	<b>\$14,702.55</b>	

#### Taxable Bonds

##### US Government Issues

F H L M C Multiclass Mtg Partn - 3137H4BY5  
C M O Ser K 746 Cl A 2  
1.985 09/25/2028

135,000.000	91.0310	122,891.85	116,263.48	6,628.37	0.1	2,741.85	2.23
-------------	---------	------------	------------	----------	-----	----------	------

F H L M C Multiclass Mtg Partn - 3137FMCR1  
C M O Ser Ko93 Cl A2  
2.982 05/25/2052

1,000,000.000	93.4150	934,150.00	964,765.62	-30,615.62	0.7	29,820.00	3.19
---------------	---------	------------	------------	------------	-----	-----------	------

F H L M C Multiclass Mtg Partn - 3137BKRJ1  
C M O Ser K047 Cl A2  
3.329 05/25/2025

32,581.720	99.3910	32,383.30	33,487.91	-1,104.61	0.0	1,084.65	3.35
------------	---------	-----------	-----------	-----------	-----	----------	------

F H L M C Multiclass Mtg Partn - 3137BLAC2  
C M O Ser K048 Cl A2  
06/25/2025 Var

54,230.120	99.3490	53,877.08	57,671.76	-3,794.68	0.0	1,780.92	3.31
------------	---------	-----------	-----------	-----------	-----	----------	------

CITY OF MENIFEE  
ACCOUNT NUMBER: 6736302020Page 6 of 52  
December 1, 2024 to December 31, 2024**ASSET DETAIL (continued)****Security Description**

	<b>Shares/Face Amt</b>	<b>Price</b>	<b>Market Value</b>	<b>Tax Cost</b>	<b>Unrealized Gain/Loss</b>	<b>Percent of Total Portfolio</b>	<b>Estimated Annual Income</b>	<b>Estimated Current Yield</b>
F H L M C Multiclass Mtg Partn - 3137BLW95 C M O Ser K050 CI A2 08/25/2025 Var	23,972.610	99.1760	23,775.08	25,691.90	-1,916.82	0.0	799.25	3.36
F H L M C Multiclass Mtg Partn - 3137BN6G4 C M O Ser K053 CI A2 2.995 12/25/2025	125,000.000	98.6490	123,311.25	121,166.99	2,144.26	0.1	3,743.75	3.04
F H L M C Multiclass Mtg Partn - 3137BNGT5 C M O Ser K054 CI A2 2.745 01/25/2026	68,289.160	98.2930	67,123.46	65,362.86	1,760.60	0.1	1,874.54	2.79
F H L M C Multiclass Mtg Partn - 3137BQYS0 C M O Ser K056 CI A2 2.525 05/25/2026	120,000.000	97.5170	117,020.40	116,042.97	977.43	0.1	3,030.00	2.59
F H L M C Multiclass Mtg Partn - 3137BSP72 C M O Ser K058 CI A2 2.653 08/25/2026	125,000.000	97.0600	121,325.00	118,955.08	2,369.92	0.1	3,316.25	2.73
F H L M C Multiclass Mtg Partn - 3137BUX60 C M O Ser K062 CI A2 3.413 12/25/2026	70,000.000	97.8740	68,511.80	67,716.80	795.00	0.1	2,389.10	3.49
F H L M C Multiclass Mtg Partn - 3137BVZ82 C M O Ser K063 CI A2 01/25/2027 Var	70,000.000	97.8350	68,484.50	67,711.33	773.17	0.1	2,401.00	3.51
F H L M C Multiclass Mtg Partn - 3137FBU79 C M O Ser K069 CI A2 3.187 09/25/2027	99,149.860	96.4590	95,638.96	95,125.78	513.18	0.1	3,159.91	3.30



CITY OF MENIFEE  
ACCOUNT NUMBER: 6736302020

Page 7 of 52  
December 1, 2024 to December 31, 2024

### ASSET DETAIL (continued)

#### Security Description

Shares/Face Amt	Price	Market Value	Tax Cost	Unrealized Gain/Loss	Percent of Total Portfolio	Estimated Annual Income	Estimated Current Yield
F H L M C Multiclass Mtg Partn - 3137FCJK1 C M O Ser K070 CI A2 11/25/2027 Var							
30,000.000	96.5460	28,963.80	28,566.80	397.00	0.0	990.90	3.42
F H L M C Multiclass Mtg Partn - 3137FJEH8 C M O Ser K081 CI A2 08/25/2028 Var							
1,500,000.000	97.4080	1,461,120.00	1,436,718.75	24,401.25	1.1	58,500.00	4.00
F H L M C Multiclass Mtg Partn - 3137FLMV3 C M O Ser K090 CI A2 3.422 02/25/2052							
1,500,000.000	95.2600	1,428,900.00	1,405,195.31	23,704.69	1.1	51,330.01	3.59
F H L M C Multiclass Mtg Partn - 3137FQXJ7 C M O Ser K737 CI A2 2.525 10/25/2026							
125,000.000	96.6870	120,858.75	117,695.31	3,163.44	0.1	3,156.25	2.61
Federal Farm Credit Bks - 3133EML67 0.800 06/22/2026							
5,000,000.000	94.9360	4,746,800.00	4,977,500.00	-230,700.00	3.7	40,000.00	0.84
Federal Farm Credit Bks - 3133EN7J3 3.875 02/02/2026							
210,000.000	99.6060	209,172.60	209,202.00	-29.40	0.2	8,137.50	3.89
Federal Farm Credit Bks - 3133EPGW9 3.875 04/25/2028							
150,000.000	98.4650	147,697.50	150,753.00	-3,055.50	0.1	5,812.50	3.93
Federal Farm Credit Bks - 3133EPSK2 4.250 08/07/2028							
75,000.000	99.5070	74,630.25	74,100.00	530.25	0.1	3,187.50	4.27
Federal Farm Credit Bks - 3133EPN50 4.250 12/15/2028							
270,000.000	99.6180	268,968.60	272,999.70	-4,031.10	0.2	11,475.00	4.27

CITY OF MENIFEE  
ACCOUNT NUMBER: 6736302020Page 8 of 52  
December 1, 2024 to December 31, 2024**ASSET DETAIL (continued)****Security Description**

	<b>Shares/Face Amt</b>	<b>Price</b>	<b>Market Value</b>	<b>Tax Cost</b>	<b>Unrealized Gain/Loss</b>	<b>Percent of Total Portfolio</b>	<b>Estimated Annual Income</b>	<b>Estimated Current Yield</b>
Federal Farm Credit Bks - 3133ERAK7 4.375 04/10/2029	700,000.000	99.9180	699,426.00	689,017.00	10,409.00	0.5	30,625.00	4.38
Federal Farm Credit Bks - 3133EP6K6 4.500 03/26/2027	700,000.000	100.5030	703,521.00	693,700.00	9,821.00	0.5	31,500.00	4.48
Federal Farm Credit Bks - 3133EPWK7 4.500 09/22/2028	95,000.000	100.4970	95,472.15	93,915.10	1,557.05	0.1	4,275.00	4.48
Federal Farm Credit Bks - 3133ERDH1 4.750 04/30/2029	700,000.000	101.4130	709,891.00	706,132.00	3,759.00	0.5	33,250.00	4.68
Federal Home Loan Bks - 3130AMQ54 0.700 09/16/2025	4,000,000.000	97.5090	3,900,360.00	4,000,000.00	-99,640.00	3.0	28,000.00	0.72
Federal Home Loan Bks - 3130AMM33 0.875 07/16/2026	5,000,000.000	95.1690	4,758,450.00	5,000,000.00	-241,550.00	3.7	43,750.00	0.92
Federal Home Loan Bks - 3130AMT28 1.000 06/30/2026	5,000,000.000	95.2090	4,760,450.00	5,000,000.00	-239,550.00	3.7	50,000.00	1.05
Federal Home Loan Bks - 3130AMWZ1 1.050 06/30/2026	5,000,000.000	95.2810	4,764,050.00	5,000,000.00	-235,950.00	3.7	52,500.00	1.10
Federal Home Loan Bks - 3130ATUS4 4.250 12/10/2027	200,000.000	99.8600	199,720.00	204,274.00	-4,554.00	0.2	8,500.00	4.26
Federal Home Loan Bks - 3130AWTR1 4.375 09/08/2028	225,000.000	99.9600	224,910.00	223,860.00	1,050.00	0.2	9,843.75	4.38



CITY OF MENIFEE  
ACCOUNT NUMBER: 6736302020

Page 9 of 52  
December 1, 2024 to December 31, 2024

**ASSET DETAIL (continued)**

**Security Description**

	<b>Shares/Face Amt</b>	<b>Price</b>	<b>Market Value</b>	<b>Tax Cost</b>	<b>Unrealized Gain/Loss</b>	<b>Percent of Total Portfolio</b>	<b>Estimated Annual Income</b>	<b>Estimated Current Yield</b>
Federal Home Loan Bks - 3130AVBD3 4.500 03/09/2029	700,000.000	100.2240	701,568.00	693,525.00	8,043.00	0.5	31,500.00	4.49
Federal Home Loan Bks - 3130ATS57 4.500 03/10/2028	190,000.000	100.3790	190,720.10	196,165.50	-5,445.40	0.1	8,550.00	4.48
U S Treasury Bond - 912810FG8 5.250 02/15/2029	1,550,000.000	103.6540	1,606,637.00	1,603,873.05	2,763.95	1.2	81,375.00	5.06
U S Treasury Note - 91282CAM3 0.250 09/30/2025	70,000.000	97.0930	67,965.10	68,476.95	-511.85	0.1	175.00	0.26
U S Treasury Note - 91282CAT8 0.250 10/31/2025	75,000.000	96.7770	72,582.75	73,986.33	-1,403.58	0.1	187.50	0.26
U S Treasury Note - 91282CAZ4 0.375 11/30/2025	70,000.000	96.5660	67,596.20	68,744.92	-1,148.72	0.1	262.50	0.39
U S Treasury Note - 91282CBT7 0.750 03/31/2026	4,000,000.000	95.7840	3,831,360.00	3,998,750.00	-167,390.00	3.0	30,000.00	0.78
U S Treasury Note - 91282CCZ2 0.875 09/30/2026	120,000.000	94.3690	113,242.80	118,806.25	-5,563.45	0.1	1,050.00	0.93
U S Treasury Note - 912828YQ7 1.625 10/31/2026	200,000.000	95.4320	190,864.00	184,765.63	6,098.37	0.1	3,250.00	1.70
U S Treasury Note - 912828K74 2.000 08/15/2025	3,000,000.000	98.6120	2,958,360.00	3,175,312.50	-216,952.50	2.3	60,000.00	2.03



CITY OF MENIFEE  
ACCOUNT NUMBER: 6736302020

Page 10 of 52  
December 1, 2024 to December 31, 2024

### ASSET DETAIL (continued)

#### Security Description

Shares/Face Amt	Price	Market Value	Tax Cost	Unrealized Gain/Loss	Percent of Total Portfolio	Estimated Annual Income	Estimated Current Yield
U S Treasury Note - 912828U24 2.000 11/15/2026							
870,000.000	95.9760	834,991.20	812,147.27	22,843.93	0.6	17,400.00	2.08
U S Treasury Note - 912828V98 2.250 02/15/2027							
800,000.000	95.9660	767,728.00	748,375.00	19,353.00	0.6	18,000.00	2.34
U S Treasury Note - 912828M56 2.250 11/15/2025							
2,000,000.000	98.2890	1,965,780.00	2,140,625.00	-174,845.00	1.5	45,000.00	2.29
U S Treasury Note - 9128286F2 2.500 02/28/2026							
800,000.000	98.0370	784,296.00	765,630.86	18,665.14	0.6	20,000.00	2.55
U S Treasury Note - 9128286A3 2.625 01/31/2026							
800,000.000	98.3070	786,456.00	767,375.00	19,081.00	0.6	21,000.00	2.67
U S Treasury Note - 91282CFB2 2.750 07/31/2027							
815,000.000	96.3070	784,902.05	765,901.95	19,000.10	0.6	22,412.50	2.85
U S Treasury Note - 91282CFH9 3.125 08/31/2027							
1,630,000.000	97.1200	1,583,056.00	1,560,182.82	22,873.18	1.2	50,937.50	3.22
U S Treasury Note - 91282CFJ5 3.125 08/31/2029							
2,100,000.000	94.7190	1,989,099.00	2,066,046.88	-76,947.88	1.5	65,625.00	3.30
U S Treasury Note - 9128285M8 3.125 11/15/2028							
150,000.000	95.6890	143,533.50	143,970.70	-437.20	0.1	4,687.50	3.27
U S Treasury Note - 91282CEW7 3.250 06/30/2027							
815,000.000	97.6550	795,888.25	786,333.79	9,554.46	0.6	26,487.50	3.33



CITY OF MENIFEE  
ACCOUNT NUMBER: 6736302020

Page 11 of 52  
December 1, 2024 to December 31, 2024

### ASSET DETAIL (continued)

#### Security Description

Shares/Face Amt	Price	Market Value	Tax Cost	Unrealized Gain/Loss	Percent of Total Portfolio	Estimated Annual Income	Estimated Current Yield
U S Treasury Note - 91282CEV9 3.250 06/30/2029							
1,500,000.000	95.4230	1,431,345.00	1,443,515.63	-12,170.63	1.1	48,750.00	3.41
U S Treasury Note - 91282CHA2 3.500 04/30/2028							
815,000.000	97.4780	794,445.70	784,646.88	9,798.82	0.6	28,525.00	3.59
U S Treasury Note - 91282CLN9 3.500 09/30/2029							
1,350,000.000	96.2190	1,298,956.50	1,306,177.73	-7,221.23	1.0	47,250.00	3.64
U S Treasury Note - 91282CHB0 3.625 05/15/2026							
800,000.000	99.1750	793,400.00	780,187.50	13,212.50	0.6	29,000.00	3.65
U S Treasury Note - 91282CHE4 3.625 05/31/2028							
815,000.000	97.8100	797,151.50	787,623.25	9,528.25	0.6	29,543.75	3.71
U S Treasury Note - 91282CJR3 3.750 12/31/2028							
890,000.000	97.7550	870,019.50	858,566.41	11,453.09	0.7	33,375.00	3.84
U S Treasury Note - 91282CGC9 3.875 12/31/2027							
850,000.000	98.8520	840,242.00	824,931.64	15,310.36	0.6	32,937.50	3.92
U S Treasury Note - 91282CJT9 4.000 01/15/2027							
800,000.000	99.5080	796,064.00	782,968.75	13,095.25	0.6	32,000.00	4.02
U S Treasury Note - 91282CJW2 4.000 01/31/2029							
825,000.000	98.6300	813,697.50	802,336.91	11,360.59	0.6	33,000.00	4.06
U S Treasury Note - 91282CLC3 4.000 07/31/2029							
1,300,000.000	98.4150	1,279,395.00	1,316,402.34	-37,007.34	1.0	52,000.00	4.06



CITY OF MENIFEE  
ACCOUNT NUMBER: 6736302020

Page 12 of 52  
December 1, 2024 to December 31, 2024

### ASSET DETAIL (continued)

Security Description	Shares/Face Amt	Price	Market Value	Tax Cost	Unrealized Gain/Loss	Percent of Total Portfolio	Estimated Annual Income	Estimated Current Yield
U S Treasury Note - 91282CGA3 4.000 12/15/2025	820,000.000	99.8310	818,614.20	810,386.72	8,227.48	0.6	32,800.00	4.01
U S Treasury Note - 91282CKG5 4.125 03/31/2029	1,600,000.000	99.0170	1,584,272.00	1,574,437.50	9,834.50	1.2	66,000.00	4.17
U S Treasury Note - 91282CHH7 4.125 06/15/2026	800,000.000	99.8280	798,624.00	786,781.25	11,842.75	0.6	33,000.00	4.13
U S Treasury Note - 91282CHQ7 4.125 07/31/2028	790,000.000	99.3100	784,549.00	773,639.07	10,909.93	0.6	32,587.50	4.15
U S Treasury Note - 91282CFM8 4.125 09/30/2027	800,000.000	99.6050	796,840.00	790,265.63	6,574.37	0.6	33,000.00	4.14
U S Treasury Note - 91282CFU0 4.125 10/31/2027	1,650,000.000	99.6050	1,643,482.50	1,630,343.75	13,138.75	1.3	68,062.50	4.14
U S Treasury Note - 91282CLR0 4.125 10/31/2029	2,000,000.000	98.8480	1,976,960.00	1,990,234.38	-13,274.38	1.5	82,500.00	4.17
U S Treasury Note - 91282CMA6 4.125 11/30/2029	1,750,000.000	98.8640	1,730,120.00	1,754,375.00	-24,255.00	1.3	72,187.50	4.17
U S Treasury Note - 91282CJV4 4.250 01/31/2026	800,000.000	100.0020	800,016.00	789,312.50	10,703.50	0.6	34,000.00	4.25
U S Treasury Note - 91282CKD2 4.250 02/28/2029	850,000.000	99.5330	846,030.50	838,150.40	7,880.10	0.7	36,125.00	4.27





CITY OF MENIFEE  
ACCOUNT NUMBER: 6736302020

Page 13 of 52  
December 1, 2024 to December 31, 2024

### ASSET DETAIL (continued)

#### Security Description

Shares/Face Amt	Price	Market Value	Tax Cost	Unrealized Gain/Loss	Percent of Total Portfolio	Estimated Annual Income	Estimated Current Yield
U S Treasury Note - 91282CKX8 4.250 06/30/2029							
1,600,000.000	99.4460	1,591,136.00	1,656,250.00	-65,114.00	1.2	68,000.00	4.27
U S Treasury Note - 91282CFP1 4.250 10/15/2025							
850,000.000	100.0250	850,212.50	839,707.03	10,505.47	0.7	36,125.00	4.25
U S Treasury Note - 91282CJS1 4.250 12/31/2025							
850,000.000	100.0250	850,212.50	838,876.95	11,335.55	0.7	36,125.00	4.25
U S Treasury Note - 91282CHU8 4.375 08/15/2026							
800,000.000	100.1850	801,480.00	791,375.00	10,105.00	0.6	35,000.00	4.37
U S Treasury Note - 91282CHX2 4.375 08/31/2028							
800,000.000	100.0800	800,640.00	791,476.57	9,163.43	0.6	35,000.00	4.37
U S Treasury Note - 91282CJN2 4.375 11/30/2028							
850,000.000	100.0410	850,348.50	839,308.59	11,039.91	0.7	37,187.50	4.37
U S Treasury Note - 91282CJP7 4.375 12/15/2026							
800,000.000	100.2270	801,816.00	790,250.00	11,566.00	0.6	35,000.00	4.36
U S Treasury Note - 91282CKH3 4.500 03/31/2026							
850,000.000	100.2720	852,312.00	842,828.13	9,483.87	0.7	38,250.00	4.49
U S Treasury Note - 91282CKJ9 4.500 04/15/2027							
800,000.000	100.5020	804,016.00	793,125.00	10,891.00	0.6	36,000.00	4.48
U S Treasury Note - 91282CKT7 4.500 05/31/2029							
1,600,000.000	100.4780	1,607,648.00	1,614,812.50	-7,164.50	1.2	72,000.00	4.48

CITY OF MENIFEE  
ACCOUNT NUMBER: 6736302020Page 14 of 52  
December 1, 2024 to December 31, 2024**ASSET DETAIL (continued)****Security Description**

	Shares/Face Amt	Price	Market Value	Tax Cost	Unrealized Gain/Loss	Percent of Total Portfolio	Estimated Annual Income	Estimated Current Yield
U S Treasury Note - 91282CHM6 4.500 07/15/2026	850,000.000	100.3600	853,060.00	842,164.06	10,895.94	0.7	38,250.00	4.48
U S Treasury Note - 91282CKB6 4.625 02/28/2026	800,000.000	100.4050	803,240.00	794,500.00	8,740.00	0.6	37,000.00	4.61
U S Treasury Note - 91282CKP5 4.625 04/30/2029	1,600,000.000	100.9580	1,615,328.00	1,609,593.75	5,734.25	1.2	74,000.00	4.58
U S Treasury Note - 91282CKV2 4.625 06/15/2027	1,500,000.000	100.8380	1,512,570.00	1,505,683.59	6,886.41	1.2	69,375.00	4.59
U S Treasury Note - 91282CHN4 4.750 07/31/2025	800,000.000	100.2750	802,200.00	796,187.50	6,012.50	0.6	38,000.00	4.74
U S Treasury Note - 91282CKK6 4.875 04/30/2026	800,000.000	100.7770	806,216.00	799,125.00	7,091.00	0.6	39,000.00	4.84
<b>Total US Government Issues</b>			<b>\$89,065,140.68</b>	<b>\$90,443,133.76</b>	<b>-\$1,377,993.08</b>	<b>68.7</b>	<b>\$2,619,830.88</b>	

**Corporate Issues**

Amazon Com Inc - 023135BX3 1.000 05/12/2026	60,000.000	95.6800	57,408.00	59,740.80	-2,332.80	0.0	600.00	1.04
American Honda Fin Corp - 02665WED9 Medium Term Note 4.700 01/12/2028	130,000.000	99.7330	129,652.90	131,033.50	-1,380.60	0.1	6,110.00	4.71



CITY OF MENIFEE  
ACCOUNT NUMBER: 6736302020

Page 15 of 52  
December 1, 2024 to December 31, 2024

### ASSET DETAIL (continued)

#### Security Description

Shares/Face Amt	Price	Market Value	Tax Cost	Unrealized Gain/Loss	Percent of Total Portfolio	Estimated Annual Income	Estimated Current Yield
American Honda Finance - 02665WFD8 Medium Term Note 4.900 03/12/2027							
600,000.000	100.2190	601,314.00	595,380.00	5,934.00	0.5	29,400.00	4.89
American Honda Finance - 02665WFE6 Medium Term Note 4.900 03/13/2029							
850,000.000	99.6570	847,084.50	843,616.50	3,468.00	0.7	41,650.00	4.92
Apple Inc - 037833DN7 2.050 09/11/2026							
25,000.000	96.1910	24,047.75	25,621.00	-1,573.25	0.0	512.50	2.13
Apple Inc - 037833BY5 3.250 02/23/2026							
100,000.000	98.7940	98,794.00	96,949.00	1,845.00	0.1	3,250.00	3.29
Bank Amer Corp Sr - 06051GJD2 Medium Term Note 1.319 06/19/2026							
40,000.000	98.3670	39,346.80	40,105.60	-758.80	0.0	527.60	1.34
Bank America Corp - 06051GLE7 Medium Term Note 5.080 01/20/2027							
30,000.000	100.2900	30,087.00	30,000.00	87.00	0.0	1,524.00	5.06
Bank New York Mellon Corp - 06406RBN6 Medium Term Note 4.543 02/01/2029							
900,000.000	99.2430	893,187.00	881,811.00	11,376.00	0.7	40,887.00	4.58
Bank New York Mellon Corp - 06406RBQ9 Medium Term Note 4.947 04/26/2027							
700,000.000	100.4170	702,919.00	694,316.00	8,603.00	0.5	34,629.00	4.93
Bank Of America Corp - 06051GHT9 Medium Term Note 3.559 04/23/2027							
675,000.000	98.3940	664,159.50	656,743.45	7,416.05	0.5	24,023.25	3.62

CITY OF MENIFEE  
ACCOUNT NUMBER: 6736302020Page 16 of 52  
December 1, 2024 to December 31, 2024**ASSET DETAIL (continued)****Security Description**

	<b>Shares/Face Amt</b>	<b>Price</b>	<b>Market Value</b>	<b>Tax Cost</b>	<b>Unrealized Gain/Loss</b>	<b>Percent of Total Portfolio</b>	<b>Estimated Annual Income</b>	<b>Estimated Current Yield</b>
Bank Of America Corp - 06051GGF0 Medium Term Note 3.824 01/20/2028	75,000.000	97.9840	73,488.00	71,563.50	1,924.50	0.1	2,868.00	3.90
Bank Of America Corp - 06051GHG7 Medium Term Note 3.970 03/05/2029	1,050,000.000	96.9830	1,018,321.50	992,729.50	25,592.00	0.8	41,685.00	4.09
Berkshire Hathaway Fin - 084664CZ2 2.300 03/15/2027	45,000.000	95.7870	43,104.15	44,991.45	-1,887.30	0.0	1,035.00	2.40
Bmw Veh Owner Tr - 05602RAD3 A B S Ser 2022 A Cl A 3 08/25/2026 Var	4,916.310	99.5450	4,893.94	4,916.05	-22.11	0.0	157.81	3.22
Bmw Vehicle Lease - 05593AAC3 A B S Ser 2023 1 Cl A 3 5.160 11/25/2025	28,256.290	100.0700	28,276.07	28,307.40	-31.33	0.0	1,458.02	5.16
Bmw Vehicle Owner Trust - 096919AD7 A B S Ser 2024 A Cl A 3 5.180 02/26/2029	570,000.000	101.1800	576,726.00	569,913.42	6,812.58	0.4	29,526.00	5.12
Caterpillar Finl Svcs - 14913R3B1 Medium Term Note 4.800 01/06/2026	80,000.000	100.2800	80,224.00	79,988.80	235.20	0.1	3,840.00	4.79
Caterpillar Finl Svcs - 14913UAJ9 Medium Term Note 4.850 02/27/2029	1,300,000.000	100.5310	1,306,903.00	1,290,499.00	16,404.00	1.0	63,050.00	4.82
Charles Schwab Corp - 808513BY0 2.450 03/03/2027	25,000.000	95.4910	23,872.75	24,991.70	-1,118.95	0.0	612.50	2.57



CITY OF MENIFEE  
ACCOUNT NUMBER: 6736302020

Page 17 of 52  
December 1, 2024 to December 31, 2024

### ASSET DETAIL (continued)

#### Security Description

Shares/Face Amt	Price	Market Value	Tax Cost	Unrealized Gain/Loss	Percent of Total Portfolio	Estimated Annual Income	Estimated Current Yield
Charles Schwab Corp - 808513AU9 3.200 01/25/2028							
85,000.000	95.6920	81,338.20	80,783.15	555.05	0.1	2,720.00	3.34
Cisco Sys Inc - 17275RBQ4 4.800 02/26/2027							
700,000.000	100.7300	705,110.00	694,694.00	10,416.00	0.5	33,600.00	4.76
Costco Wholesale Corp - 22160KAM7 3.000 05/18/2027							
20,000.000	97.1190	19,423.80	19,535.80	-112.00	0.0	600.00	3.09
Deere John Capital Corp - 24422EWJ4 Medium Term Note 4.050 09/08/2025							
70,000.000	99.6630	69,764.10	69,267.10	497.00	0.1	2,835.00	4.06
Duke Energy Carolinas - 26442CAS3 2.950 12/01/2026							
35,000.000	97.1020	33,985.70	36,755.95	-2,770.25	0.0	1,032.50	3.04
Ford Cr Auto Owner Tr - 34535VAD6 A B S Ser 2024 D Cl A 3 4.840 07/15/2029							
775,000.000	100.0700	775,542.50	774,975.12	567.38	0.6	37,510.00	4.84
Gm Fin Cons Auto Rec - 380146AC4 A B S Ser 2022 1 Cl A3 1.260 11/16/2026							
2,691.630	99.0950	2,667.27	2,691.39	-24.12	0.0	33.91	1.27
Gm Fin Cons Auto Rec Tr - 362554AC1 A B S Ser 2021 4 Cl A 3 0.680 09/16/2026							
2,098.420	99.0690	2,078.88	2,098.35	-19.47	0.0	14.27	0.69
Home Depot Inc - 437076CW0 4.900 04/15/2029							
750,000.000	100.8850	756,637.50	742,725.00	13,912.50	0.6	36,750.00	4.86

CITY OF MENIFEE  
ACCOUNT NUMBER: 6736302020Page 18 of 52  
December 1, 2024 to December 31, 2024**ASSET DETAIL (continued)****Security Description**

	<b>Shares/Face Amt</b>	<b>Price</b>	<b>Market Value</b>	<b>Tax Cost</b>	<b>Unrealized Gain/Loss</b>	<b>Percent of Total Portfolio</b>	<b>Estimated Annual Income</b>	<b>Estimated Current Yield</b>
Honda Auto Rec Owner - 437930AC4 A B S Ser 2024 2 CI A 3 5.270 11/20/2028	210,000.000	101.2140	212,549.40	209,974.48	2,574.92	0.2	11,067.00	5.21
Honda Auto Rec Ownr Tr - 43815BAC4 A B S Ser 2022 1 CI A 3 1.880 05/15/2026	29,964.530	99.1410	29,707.13	28,823.28	883.85	0.0	563.33	1.90
Honda Auto Rec Ownr Tr 2021 4 - 43815GAC3 A B S Ser 2021 4 CI A3 01/21/2026 Var	1,568.730	99.2220	1,556.53	1,568.39	-11.86	0.0	13.80	0.89
Honda Auto Receivables Owner - 43813YAC6 A B S Ser 2024 3 CI A3 4.570 03/21/2029	800,000.000	100.0850	800,680.00	799,874.32	805.68	0.6	36,560.00	4.57
Honeywell International - 438516BL9 2.500 11/01/2026	140,000.000	96.5220	135,130.80	131,150.60	3,980.20	0.1	3,500.00	2.59
Hyundai Auto Rec Tr - 44935FAD6 A B S Ser 2021 C CI A3 0.740 05/15/2026	2,089.900	99.5990	2,081.52	2,059.96	21.56	0.0	15.47	0.74
Hyundai Auto Rec Tr - 448977AD0 A B S Ser 2022 A CI A3 10/15/2026 Var	8,176.290	99.2510	8,115.05	8,175.98	-60.93	0.0	181.51	2.24
John Deere Capital Corporation - 24422EXH7 Medium Term Note 4.500 01/16/2029	1,550,000.000	99.0950	1,535,972.50	1,509,761.00	26,211.50	1.2	69,750.00	4.54



CITY OF MENIFEE  
ACCOUNT NUMBER: 6736302020

Page 19 of 52  
December 1, 2024 to December 31, 2024

### ASSET DETAIL (continued)

Security Description	Shares/Face Amt	Price	Market Value	Tax Cost	Unrealized Gain/Loss	Percent of Total Portfolio	Estimated Annual Income	Estimated Current Yield
John Deere Own - 47789QAC4 A B S Ser 2021 B CI A 3 03/16/2026 Var	1,900.980	99.5020	1,891.51	1,900.80	-9.29	0.0	9.89	0.52
John Deere Owner - 47800BAC2 A B S Ser 2022 C CI A 3 5.090 06/15/2027	19,055.360	100.2920	19,111.00	19,053.88	57.12	0.0	969.92	5.07
John Deere Owner Tr - 47787JAC2 A B S Ser 2022 CI A 3 09/15/2026 Var	2,927.610	99.1670	2,903.22	2,926.96	-23.74	0.0	67.92	2.34
John Deere Owner Trust - 47800CAC0 A B S Ser 2023 A CI A3 5.010 11/15/2027	20,000.000	100.4460	20,089.20	19,996.36	92.84	0.0	1,002.00	4.99
John Deere Ownr Tr - 47800AAC4 A B S Ser 2022 B CI A3 02/16/2027 Var	9,156.840	99.5650	9,117.01	9,155.96	-38.95	0.0	342.47	3.76
Jpmorgan Chase Co - 46625HRY8 02/01/2028 Var	70,000.000	97.8790	68,515.30	67,053.70	1,461.60	0.1	2,647.40	3.86
Jpmorgan Chase Co - 46647PBK1 2.083 04/22/2026	12,000.000	99.1410	11,896.92	12,447.96	-551.04	0.0	249.96	2.10
Jpmorgan Chase Co - 46647PAM8 3.509 01/23/2029	1,250,000.000	95.9380	1,199,225.00	1,169,226.50	29,998.50	0.9	43,862.50	3.66
Jpmorgan Chase Co - 46647PBA3 3.960 01/29/2027	400,000.000	99.2230	396,892.00	388,284.00	8,608.00	0.3	15,840.00	3.99

CITY OF MENIFEE  
ACCOUNT NUMBER: 6736302020Page 20 of 52  
December 1, 2024 to December 31, 2024**ASSET DETAIL (continued)****Security Description**

	<b>Shares/Face Amt</b>	<b>Price</b>	<b>Market Value</b>	<b>Tax Cost</b>	<b>Unrealized Gain/Loss</b>	<b>Percent of Total Portfolio</b>	<b>Estimated Annual Income</b>	<b>Estimated Current Yield</b>
Mastercard Inc - 57636QAN4 2.000 03/03/2025	35,000.000	99.5600	34,846.00	36,067.15	-1,221.15	0.0	700.00	2.01
Mercedes Benz Auto - 58770AAC7 A B S Ser 2023 1 CI A3 4.510 11/15/2027	28,521.540	100.0130	28,525.25	28,518.12	7.13	0.0	1,286.32	4.51
Merck Co Inc - 58933YBH7 4.050 05/17/2028	130,000.000	98.5310	128,090.30	130,394.70	-2,304.40	0.1	5,265.00	4.11
Microsoft Corp - 594918BJ2 3.125 11/03/2025	125,000.000	98.9560	123,695.00	120,882.50	2,812.50	0.1	3,906.25	3.16
Morgan Stanley - 61747YEZ4 Medium Term Note 5.050 01/28/2027	750,000.000	100.3390	752,542.50	744,262.05	8,280.45	0.6	37,875.00	5.03
Morgan Stanley - 61747YFD2 Medium Term Note 5.164 04/20/2029	800,000.000	100.2820	802,256.00	794,520.00	7,736.00	0.6	41,312.00	5.15
Morgan Stanley Fr - 6174468Q5 Medium Term Note 2.188 04/28/2026	35,000.000	99.1080	34,687.80	33,013.20	1,674.60	0.0	765.80	2.21
National Rural Util Coop - 637432NS0 3.700 03/15/2029	1,600,000.000	95.5660	1,529,056.00	1,507,712.00	21,344.00	1.2	59,200.00	3.87
National Rural Utils Coop Fin - 63743HFE7 Medium Term Note 3.450 06/15/2025	10,000.000	99.4280	9,942.80	9,997.30	-54.50	0.0	345.00	3.47





CITY OF MENIFEE  
ACCOUNT NUMBER: 6736302020

Page 21 of 52  
December 1, 2024 to December 31, 2024

### ASSET DETAIL (continued)

#### Security Description

Shares/Face Amt	Price	Market Value	Tax Cost	Unrealized Gain/Loss	Percent of Total Portfolio	Estimated Annual Income	Estimated Current Yield
National Rural Utils Corp Fin - 63743HFH0 Medium Term Note 4.450 03/13/2026							
70,000.000	99.7830	69,848.10	69,950.30	-102.20	0.1	3,115.00	4.46
Northern Tr Corp Sr Nt - 665859AW4 4.000 05/10/2027							
15,000.000	98.6840	14,802.60	14,975.70	-173.10	0.0	600.00	4.05
Paccar Financial Corp - 69371RS31 Medium Term Note 4.600 01/10/2028							
100,000.000	99.8110	99,811.00	99,515.00	296.00	0.1	4,600.00	4.61
Paccar Financial Corp - 69371RS80 Medium Term Note 4.600 01/31/2029							
1,500,000.000	99.7520	1,496,280.00	1,468,515.00	27,765.00	1.2	69,000.00	4.61
Pepsico Inc - 713448CT3 2.750 04/30/2025							
130,000.000	99.4530	129,288.90	124,989.80	4,299.10	0.1	3,575.00	2.76
Pnc Financial Services - 693475BL8 4.758 01/26/2027							
135,000.000	99.8640	134,816.40	134,947.35	-130.95	0.1	6,423.30	4.76
Prologis L P - 74340XCG4 4.875 06/15/2028							
1,600,000.000	100.2430	1,603,888.00	1,577,232.00	26,656.00	1.2	78,000.00	4.86
Public Service Electric - 74456QBR6 Medium Term Note 2.250 09/15/2026							
850,000.000	96.2130	817,810.50	807,126.00	10,684.50	0.6	19,125.00	2.34
Public Service Electric - 74456QBX3 Medium Term Note 3.650 09/01/2028							
800,000.000	96.1760	769,408.00	752,432.00	16,976.00	0.6	29,200.00	3.79

CITY OF MENIFEE  
ACCOUNT NUMBER: 6736302020Page 22 of 52  
December 1, 2024 to December 31, 2024**ASSET DETAIL (continued)****Security Description**

	<b>Shares/Face Amt</b>	<b>Price</b>	<b>Market Value</b>	<b>Tax Cost</b>	<b>Unrealized Gain/Loss</b>	<b>Percent of Total Portfolio</b>	<b>Estimated Annual Income</b>	<b>Estimated Current Yield</b>
Reality Income Corp - 756109AV6 3.875 04/15/2025	20,000.000	99.7550	19,951.00	19,714.00	237.00	0.0	775.00	3.88
Realty Income Corp - 756109BG8 3.950 08/15/2027	100,000.000	98.3210	98,321.00	97,097.00	1,224.00	0.1	3,950.00	4.02
Realty Income Corp Sr - 756109CF9 4.750 02/15/2029	1,450,000.000	99.2600	1,439,270.00	1,410,895.00	28,375.00	1.1	68,875.00	4.78
Simon Property Group LP - 828807DE4 3.375 12/01/2027	800,000.000	96.8500	774,800.00	749,536.00	25,264.00	0.6	30,000.00	3.87
State Str Corp Sr Nt - 857477CL5 4.993 03/18/2027	125,000.000	100.8320	126,040.00	125,000.00	1,040.00	0.1	6,241.25	4.95
Target Corp - 87612EBM7 1.950 01/15/2027	20,000.000	95.1410	19,028.20	19,966.00	-937.80	0.0	390.00	2.05
Toronto Dominion Bank - 89115A2C5 Medium Term Note 4.108 06/08/2027	40,000.000	98.3540	39,341.60	39,866.00	-524.40	0.0	1,643.20	4.18
Toyota Auto Rec Own Tr - 89238JAC9 A B S Ser 2021 D Cl A 3 04/15/2026 Var	12,654.730	99.2710	12,562.48	11,917.69	644.79	0.0	89.85	0.71
Toyota Auto Rec Own Tr - 89231CAD9 A B S Ser 2022 C Cl A 3 3.760 04/15/2027	17,699.170	99.6560	17,638.28	17,404.64	233.64	0.0	665.49	3.77
Toyota Auto Rec Tr 2024-D 6/15/2029 - 89239TAD4 4.470000	405,000.000	99.7060	403,809.30	404,977.40	-1,168.10	0.3	18,103.50	4.48



CITY OF MENIFEE  
ACCOUNT NUMBER: 6736302020

Page 23 of 52  
December 1, 2024 to December 31, 2024

### ASSET DETAIL (continued)

#### Security Description

Shares/Face Amt	Price	Market Value	Tax Cost	Unrealized Gain/Loss	Percent of Total Portfolio	Estimated Annual Income	Estimated Current Yield
Toyota Mtr Cr Corp - 89236TJK2 Medium Term Note 1.125 06/18/2026							
40,000.000	95.2390	38,095.60	39,982.40	-1,886.80	0.0	450.00	1.18
Toyota Mtr Cr Corp - 89236TKQ7 Medium Term Note 4.625 01/12/2028							
80,000.000	99.7930	79,834.40	79,947.20	-112.80	0.1	3,700.00	4.63
Toyota Mtr Cr Corp - 89236TLB9 Medium Term Note 5.250 09/11/2028							
1,450,000.000	101.4020	1,470,329.00	1,455,605.50	14,723.50	1.1	76,125.00	5.18
Truist Finl Corp - 89788MAA0 Medium Term Note 1.200 08/05/2025							
30,000.000	97.9860	29,395.80	29,341.20	54.60	0.0	360.00	1.22
Unitedhealth Group Inc - 91324PEC2 1.150 05/15/2026							
40,000.000	95.5640	38,225.60	39,563.60	-1,338.00	0.0	460.00	1.20
Unitedhealth Group Inc - 91324PEU2 4.250 01/15/2029							
850,000.000	98.0080	833,068.00	822,681.00	10,387.00	0.6	36,125.00	4.34
Unitedhealth Group Inc - 91324PEP3 5.250 02/15/2028							
700,000.000	101.5430	710,801.00	702,464.00	8,337.00	0.5	36,750.00	5.17
US Bancorp - 91159HJK7 Medium Term Note 4.653 02/01/2029							
1,600,000.000	98.9870	1,583,792.00	1,550,764.50	33,027.50	1.2	74,448.00	4.70



CITY OF MENIFEE  
ACCOUNT NUMBER: 6736302020

Page 24 of 52  
December 1, 2024 to December 31, 2024

### ASSET DETAIL (continued)

#### Security Description

Shares/Face Amt	Price	Market Value	Tax Cost	Unrealized Gain/Loss	Percent of Total Portfolio	Estimated Annual Income	Estimated Current Yield
Walmart Inc - 931142ER0 1.050 09/17/2026	94.6020	9,460.20	9,981.10	-520.90	0.0	105.00	1.11

#### Total Corporate Issues

**\$30,469,150.51      \$30,049,932.06      \$419,218.45      23.5      \$1,352,634.49**

#### Foreign Issues

Bank Montreal Que - 06368D3S1 Medium Term Note 3.700 06/07/2025	75,000.000	99.5390	74,654.25	73,120.50	1,533.75	0.1	2,775.00	3.72
Bank Of Montreal - 06368FAC3 Medium Term Note 1.250 09/15/2026	40,000.000	94.5470	37,818.80	39,951.60	-2,132.80	0.0	500.00	1.32
Inter American Devel Bk - 4581X0DC9 3.125 09/18/2028	120,000.000	95.6630	114,795.60	112,706.40	2,089.20	0.1	3,750.00	3.27
Inter American Devel Bk - 4581X0DV7 Medium Term Note 0.875 04/20/2026	75,000.000	95.6220	71,716.50	74,656.50	-2,940.00	0.1	656.25	0.91
Inter American Devel Bk - 4581X0EN4 Medium Term Note 4.125 02/15/2029	1,385,000.000	98.7760	1,368,047.60	1,381,426.20	-13,378.60	1.1	57,131.25	4.18
International Bank - 459058KL6 3.625 09/21/2029	1,350,000.000	96.4520	1,302,102.00	1,350,850.50	-48,748.50	1.0	48,937.50	3.76
International Bank - 459058LN1 3.875 10/16/2029	2,345,000.000	97.4370	2,284,897.65	2,338,879.55	-53,981.90	1.8	90,868.75	3.98



CITY OF MENIFEE  
ACCOUNT NUMBER: 6736302020

Page 25 of 52  
December 1, 2024 to December 31, 2024

### ASSET DETAIL (continued)

#### Security Description

Shares/Face Amt	Price	Market Value	Tax Cost	Unrealized Gain/Loss	Percent of Total Portfolio	Estimated Annual Income	Estimated Current Yield
International Bank M T N - 459058JL8 0.500 10/28/2025							
75,000.000	96.8560	72,642.00	74,670.05	-2,028.05	0.1	375.00	0.52
International Bank M T N - 459058KT9 3.500 07/12/2028							
1,300,000.000	97.1420	1,262,846.00	1,248,988.00	13,858.00	1.0	45,500.00	3.60
International Finance Corp - 45950KDD9 Medium Term Note 4.500 07/13/2028							
100,000.000	100.4090	100,409.00	99,889.00	520.00	0.1	4,500.00	4.48
Royal Bk Cda - 78016EZ59 Medium Term Note 3.375 04/14/2025							
20,000.000	99.6660	19,933.20	19,992.60	-59.40	0.0	675.00	3.39
Royal Bk Cda - 78016FZW7 Medium Term Note 4.900 01/12/2028							
80,000.000	100.0680	80,054.40	79,957.60	96.80	0.1	3,920.00	4.90
Royal Bk Cda - 78016HZV5 Medium Term Note 4.950 02/01/2029							
1,550,000.000	100.2070	1,553,208.50	1,530,273.50	22,935.00	1.2	76,725.00	4.94
Toronto Dominion Bank - 89115A2K7 Medium Term Note 5.103 01/09/2026							
80,000.000	100.4580	80,366.40	79,890.40	476.00	0.1	4,082.40	5.08



CITY OF MENIFEE  
ACCOUNT NUMBER: 6736302020

Page 26 of 52  
December 1, 2024 to December 31, 2024



### ASSET DETAIL (continued)

#### Security Description

Shares/Face Amt	Price	Market Value	Tax Cost	Unrealized Gain/Loss	Percent of Total Portfolio	Estimated Annual Income	Estimated Current Yield
Toronto Dominion Bk - 89115A2U5 Medium Term Note 5.523 07/17/2028							
1,400,000.000	101.6320	1,422,848.00	1,406,219.50	16,628.50	1.1	77,322.00	5.43
<b>Total Foreign Issues</b>		<b>\$9,846,339.90</b>	<b>\$9,911,471.90</b>	<b>-\$65,132.00</b>	<b>7.6</b>	<b>\$417,718.15</b>	
<b>Total Taxable Bonds</b>		<b>\$129,380,631.09</b>	<b>\$130,404,537.72</b>	<b>-\$1,023,906.63</b>	<b>99.7</b>	<b>\$4,390,183.52</b>	
<b>Total Assets</b>		<b>\$129,720,974.05</b>	<b>\$130,744,880.68</b>	<b>-\$1,023,906.63</b>	<b>100.0</b>	<b>\$4,404,886.07</b>	
<b>Estimated Current Yield</b>							<b>3.39</b>

### ASSET DETAIL MESSAGES

Time of trade execution and trading party (if not disclosed) will be provided upon request.

Publicly traded assets are valued in accordance with market quotations or valuation methodologies from financial industry services believed by us to be reliable. Assets that are not publicly traded may be reflected at values from other external sources. Assets for which a current value is not available may be reflected at a previous value or as not valued, at par value, or at a nominal value. Values shown do not necessarily reflect prices at which assets could be bought or sold. Values are updated based on internal policy and may be updated less frequently than statement generation.

Estimated Current Yield and Estimated Annual Income are estimates provided for informational purposes only and should not be relied on for making investment, trading, or tax decisions. The estimates may not represent the actual value earned by your investments and they provide no guarantee of what your investments may earn in the future.



CITY OF MENIFEE  
ACCOUNT NUMBER: 6736302020

Page 27 of 52  
December 1, 2024 to December 31, 2024

### TRANSACTION DETAIL

Date Posted	Activity	Description	Cash	Tax Cost
<b>Beginning Balance 12/01/2024</b>			<b>\$0.00</b>	<b>\$130,262,418.98</b>
12/02/24	Asset Income	Interest Earned On U S Treasury Nt 0.375% 11/30/25 0.001875 USD/\$1 Pv On 70,000 Par Value Due 11/30/24	131.25	
12/02/24	Asset Income	Interest Earned On U S Treasury Nt 2.875% 5/31/25 0.014375 USD/\$1 Pv On 800,000 Par Value Due 11/30/24	11,500.00	
12/02/24	Asset Income	Interest Earned On U S Treasury Nt 3.625% 5/31/28 0.018125 USD/\$1 Pv On 815,000 Par Value Due 11/30/24	14,771.88	
12/02/24	Asset Income	Interest Earned On U S Treasury Nt 4.375% 11/30/28 0.021875 USD/\$1 Pv On 850,000 Par Value Due 11/30/24	18,593.75	
12/02/24	Asset Income	Interest Earned On U S Treasury Nt 4.500% 5/31/29 0.0225 USD/\$1 Pv On 1,600,000 Par Value Due 11/30/24	36,000.00	
12/02/24	Asset Income	Interest Earned On Duke Energy 2.950% 12/01/26 0.01475 USD/\$1 Pv On 35,000 Par Value Due 12/1/24	516.25	
12/02/24	Asset Income	Interest Earned On Simon Property Group 3.750% 12/01/27 0.016875 USD/\$1 Pv On 800,000 Par Value Due 12/1/24	13,500.00	
12/02/24	Asset Income	Interest Earned On Federated Hermes Govt Obligs Is Interest From 11/1/24 To 11/30/24	1,976.96	
12/09/24	Asset Income	Interest Earned On Bank Montreal Mtn 3.700% 6/07/25 0.0185 USD/\$1 Pv On 75,000 Par Value Due 12/7/24	1,387.50	
12/09/24	Asset Income	Interest Earned On Toronto Dominion Mtn 4.108% 6/08/27 0.02054 USD/\$1 Pv On 40,000 Par Value Due 12/9/24	821.60	
12/10/24	Cash Disbursement	Cash Disbursement Paid To Chandler Asset Mgmt Payment Of Funds As Requested	-7,782.40	



CITY OF MENIFEE  
ACCOUNT NUMBER: 6736302020

Page 28 of 52  
December 1, 2024 to December 31, 2024

### TRANSACTION DETAIL (continued)

Date Posted	Activity	Description	Cash	Tax Cost
12/10/24	Purchase	Purchased 1,750,000 Par Value Of U S Treasury Nt 4.250% 11/30/29 Trade Date 12/9/24 Purchased Through Barclays Capital Inc. Fixed In Purchased On The Off-Exchange Transactions - Li Swift External Ref#: 8434403133064132 1,750,000 Par Value At 100.25 %	-1,754,375.00	1,754,375.00
12/10/24	Purchase Accrued Interest	Paid Accrued Interest On Purchase Of U S Treasury Nt 4.250% 11/30/29 Income Debit 1,983.17- USD	-1,983.17	
12/10/24	Sale	Sold 800,000 Par Value Of U S Treasury Nt 2.875% 5/31/25 Trade Date 12/9/24 Sold Through J.P. Morgan Securities LLC Sold On The Off-Exchange Transactions - Li Swift External Ref#: 8434403133063334 800,000 Par Value At 99.3203125 %	794,562.50	-780,218.75
12/10/24	Sell Accrued Interest	Received Accrued Interest On Sale Of U S Treasury Nt 2.875% 5/31/25 Income Credit 631.87 USD	631.87	
12/10/24	Sale	Sold 65,000 Par Value Of F N M A Deb 0.625% 4/22/25 Trade Date 12/9/24 Sold Through Pershing LLC Sold On The Marketaxess Corporation Swift External Ref#: 8434403133063477 65,000 Par Value At 98.586 %	64,080.90	-64,866.10
12/10/24	Sell Accrued Interest	Received Accrued Interest On Sale Of F N M A Deb 0.625% 4/22/25 Income Credit 54.17 USD	54.17	
12/10/24	Sale	Sold 70,000 Par Value Of F N M A 0.500% 6/17/25 Trade Date 12/9/24 Sold Through Pershing LLC Sold On The Marketaxess Corporation Swift External Ref#: 8434403133063484 70,000 Par Value At 98.012 %	68,608.40	-69,954.40





CITY OF MENIFEE  
ACCOUNT NUMBER: 6736302020

Page 29 of 52  
December 1, 2024 to December 31, 2024

**TRANSACTION DETAIL (continued)**

<b>Date Posted</b>	<b>Activity</b>	<b>Description</b>	<b>Cash</b>	<b>Tax Cost</b>
12/10/24	Sell Accrued Interest	Received Accrued Interest On Sale Of F N M A 0.500% 6/17/25 Income Credit 168.19 USD	168.19	
12/10/24	Sale	Sold 65,000 Par Value Of F N M A 1.625% 1/07/25 Trade Date 12/9/24 Sold Through Marketaxess Corp Sold On The Marketaxess Corporation Swift External Ref#: 8434403133063487 65,000 Par Value At 99.754 %	64,840.10	-66,319.45
12/10/24	Sell Accrued Interest	Received Accrued Interest On Sale Of F N M A 1.625% 1/07/25 Income Credit 448.91 USD	448.91	
12/10/24	Sale	Sold 35,000 Par Value Of F H L B Deb 2.375% 3/14/25 Trade Date 12/9/24 Sold Through Marketaxess Corp Sold On The Marketaxess Corporation Swift External Ref#: 8434403133063480 35,000 Par Value At 99.405 %	34,791.75	-37,003.05
12/10/24	Sell Accrued Interest	Received Accrued Interest On Sale Of F H L B Deb 2.375% 3/14/25 Income Credit 198.58 USD	198.58	
12/10/24	Sale	Sold 30,000 Par Value Of Toyota Mtr Mtn 1.450% 1/13/25 Trade Date 12/9/24 Sold Through Bbva/Securities Ny Sold On The Marketaxess Corporation Swift External Ref#: 8434403133063940 30,000 Par Value At 99.674 %	29,902.20	-29,959.80
12/10/24	Sell Accrued Interest	Received Accrued Interest On Sale Of Toyota Mtr Mtn 1.450% 1/13/25 Income Credit 177.63 USD	177.63	

CITY OF MENIFEE  
ACCOUNT NUMBER: 6736302020Page 30 of 52  
December 1, 2024 to December 31, 2024**TRANSACTION DETAIL (continued)**

<b>Date Posted</b>	<b>Activity</b>	<b>Description</b>	<b>Cash</b>	<b>Tax Cost</b>
12/10/24	Sale	Sold 35,000 Par Value Of Paccar Financial Mtn 2.850% 4/07/25 Trade Date 12/9/24 Sold Through Marketaxess Corp Sold On The Marketaxess Corporation Swift External Ref#: 8434403133063946 35,000 Par Value At 99.361 %	34,776.35	-34,990.90
12/10/24	Sell Accrued Interest	Received Accrued Interest On Sale Of Paccar Financial Mtn 2.850% 4/07/25 Income Credit 174.56 USD	174.56	
12/10/24	Sale	Sold 50,000 Par Value Of Ace Ina Holding 3.150% 3/15/25 Trade Date 12/9/24 Sold Through Morgan Stanley & Co. LLC Sold On The Marketaxess Corporation Swift External Ref#: 8434403133064177 50,000 Par Value At 99.505 %	49,752.50	-51,448.00
12/10/24	Sell Accrued Interest	Received Accrued Interest On Sale Of Ace Ina Holding 3.150% 3/15/25 Income Credit 371.88 USD	371.88	
12/10/24	Asset Income	Interest Earned On F H L B Deb 4.250% 12/10/27 0.02125 USD/\$1 Pv On 200,000 Par Value Due 12/10/24	4,250.00	
12/16/24	Asset Income	Interest Earned On Gm Fin Cons Auto 0.680% 9/16/26 \$0.00057/Pv On 2,462.20 Pv Due 12/16/24	1.40	
12/16/24	Sale	Paid Down 363.78 Par Value Of Gm Fin Cons Auto 0.680% 9/16/26 Trade Date 12/16/24	363.78	-363.77
12/16/24	Asset Income	Interest Earned On Ford Cr Auto Owner 4.840% 7/15/29 \$0.00295/Pv On 775,000.00 Pv Due 12/15/24	2,282.59	
12/16/24	Asset Income	Interest Earned On Gm Fin Cons Auto 1.260% 11/16/26 \$0.00105/Pv On 3,114.60 Pv Due 12/16/24	3.27	



CITY OF MENIFEE  
ACCOUNT NUMBER: 6736302020

Page 31 of 52  
December 1, 2024 to December 31, 2024

### TRANSACTION DETAIL (continued)

Date Posted	Activity	Description	Cash	Tax Cost
12/16/24	Sale	Paid Down 422.97 Par Value Of Gm Fin Cons Auto 1.260% 11/16/26 Trade Date 12/16/24	422.97	-422.93
12/16/24	Asset Income	Interest Earned On Honda Auto Rec Own 1.880% 5/15/26 \$0.00157/Pv On 34,312.81 Pv Due 12/15/24	53.76	
12/16/24	Sale	Paid Down 4,348.28 Par Value Of Honda Auto Rec Own 1.880% 5/15/26 Trade Date 12/15/24	4,348.28	-4,182.67
12/16/24	Asset Income	Interest Earned On Hyundai Auto Rec 2.220% 10/15/26 \$0.00185/Pv On 9,358.63 Pv Due 12/15/24	17.31	
12/16/24	Sale	Paid Down 1,182.34 Par Value Of Hyundai Auto Rec 2.220% 10/15/26 Trade Date 12/15/24	1,182.34	-1,182.29
12/16/24	Asset Income	Interest Earned On Hyundai Auto Rec Tr 0.740% 5/15/26 \$0.00062/Pv On 2,938.48 Pv Due 12/15/24	1.82	
12/16/24	Sale	Paid Down 848.58 Par Value Of Hyundai Auto Rec Tr 0.740% 5/15/26 Trade Date 12/15/24	848.58	-836.42
12/16/24	Asset Income	Interest Earned On John Deere Owner 2.320% 9/15/26 \$0.00193/Pv On 3,326.79 Pv Due 12/15/24	6.43	
12/16/24	Sale	Paid Down 399.18 Par Value Of John Deere Owner 2.320% 9/15/26 Trade Date 12/15/24	399.18	-399.09
12/16/24	Asset Income	Interest Earned On John Deere Own 0.520% 3/16/26 \$0.00043/Pv On 2,279.76 Pv Due 12/15/24	0.99	
12/16/24	Sale	Paid Down 378.78 Par Value Of John Deere Own 0.520% 3/16/26 Trade Date 12/15/24	378.78	-378.75



CITY OF MENIFEE  
ACCOUNT NUMBER: 6736302020

Page 32 of 52  
December 1, 2024 to December 31, 2024

### TRANSACTION DETAIL (continued)

Date Posted	Activity	Description	Cash	Tax Cost
12/16/24	Asset Income	Interest Earned On John Deere Ownr Tr 3.740% 2/16/27 \$0.00312/Pv On 9,732.07 Pv Due 12/15/24	30.33	
12/16/24	Sale	Paid Down 575.23 Par Value Of John Deere Ownr Tr 3.740% 2/16/27 Trade Date 12/15/24	575.23	-575.18
12/16/24	Asset Income	Interest Earned On John Deere Owner 5.090% 6/15/27 \$0.00424/Pv On 20,026.97 Pv Due 12/15/24	84.95	
12/16/24	Sale	Paid Down 971.61 Par Value Of John Deere Owner 5.090% 6/15/27 Trade Date 12/15/24	971.61	-971.53
12/16/24	Asset Income	Interest Earned On John Deere Owner 5.010% 11/15/27 \$0.00418/Pv On 20,000.00 Pv Due 12/15/24	83.50	
12/16/24	Asset Income	Interest Earned On Mercedes Benz Auto 4.510% 11/15/27 \$0.00376/Pv On 30,449.38 Pv Due 12/15/24	114.44	
12/16/24	Sale	Paid Down 1,927.84 Par Value Of Mercedes Benz Auto 4.510% 11/15/27 Trade Date 12/15/24	1,927.84	-1,927.61
12/16/24	Asset Income	Interest Earned On Toyota Auto Rec 3.760% 4/15/27 \$0.00313/Pv On 19,019.65 Pv Due 12/15/24	59.59	
12/16/24	Sale	Paid Down 1,320.48 Par Value Of Toyota Auto Rec 3.760% 4/15/27 Trade Date 12/15/24	1,320.48	-1,298.51
12/16/24	Asset Income	Interest Earned On Toyota Auto Rec 0.710% 4/15/26 \$0.00059/Pv On 15,503.75 Pv Due 12/15/24	9.17	
12/16/24	Sale	Paid Down 2,849.02 Par Value Of Toyota Auto Rec 0.710% 4/15/26 Trade Date 12/15/24	2,849.02	-2,683.09



CITY OF MENIFEE  
ACCOUNT NUMBER: 6736302020

Page 33 of 52  
December 1, 2024 to December 31, 2024

**TRANSACTION DETAIL (continued)**

Date Posted	Activity	Description	Cash	Tax Cost
12/16/24	Asset Income	Interest Earned On Toyota Auto Rec Tr 4.470% 6/15/29 \$0.00367/Pv On 405,000.00 Pv Due 12/15/24	1,485.00	
12/16/24	Asset Income	Interest Earned On F F C B Deb 4.250% 12/15/28 0.02125 USD/\$1 Pv On 270,000 Par Value Due 12/15/24	5,737.50	
12/16/24	Asset Income	Interest Earned On National Rural Mtn 3.450% 6/15/25 0.01725 USD/\$1 Pv On 10,000 Par Value Due 12/15/24	172.50	
12/16/24	Asset Income	Interest Earned On Prologis L P 4.875% 6/15/28 0.024375 USD/\$1 Pv On 1,600,000 Par Value Due 12/15/24	39,000.00	
12/16/24	Asset Income	Interest Earned On U S Treasury Nt 4.000% 12/15/25 0.02 USD/\$1 Pv On 820,000 Par Value Due 12/15/24	16,400.00	
12/16/24	Asset Income	Interest Earned On U S Treasury Nt 4.125% 6/15/26 0.020625 USD/\$1 Pv On 800,000 Par Value Due 12/15/24	16,500.00	
12/16/24	Asset Income	Interest Earned On U S Treasury Nt 4.375% 12/15/26 0.021875 USD/\$1 Pv On 800,000 Par Value Due 12/15/24	17,500.00	
12/16/24	Asset Income	Interest Earned On U S Treasury Nt 4.625% 6/15/27 0.023125 USD/\$1 Pv On 1,500,000 Par Value Due 12/15/24	34,687.50	
12/16/24	Asset Income	Interest Earned On F H L B Deb 0.875% 6/16/26 0.004375 USD/\$1 Pv On 5,000,000 Par Value Due 12/16/24	21,875.00	
12/18/24	Asset Income	Interest Earned On Honda Auto Rec Owner 5.270% 11/20/28 \$0.00439/Pv On 210,000.00 Pv Due 12/18/24	922.25	
12/18/24	Asset Income	Interest Earned On Toyota Mtr Cr Mtn 1.125% 6/18/26 0.005625 USD/\$1 Pv On 40,000 Par Value Due 12/18/24	225.00	



CITY OF MENIFEE  
ACCOUNT NUMBER: 6736302020

Page 34 of 52  
December 1, 2024 to December 31, 2024

### TRANSACTION DETAIL (continued)

Date Posted	Activity	Description	Cash	Tax Cost
12/19/24	Purchase	Purchased 1,350,000 Par Value Of U S Treasury Nt 3.500% 9/30/29 Trade Date 12/18/24 Purchased Through J.P. Morgan Securities LLC Purchased On The Off-Exchange Transactions - Li Swift External Ref#: 8435303133086450 1,350,000 Par Value At 96.75390593 %	-1,306,177.73	1,306,177.73
12/19/24	Purchase Accrued Interest	Paid Accrued Interest On Purchase Of U S Treasury Nt 3.500% 9/30/29 Income Debit 10,384.62- USD	-10,384.62	
12/19/24	Sale	Sold 800,000 Par Value Of U S Treasury Nt 2.750% 6/30/25 Trade Date 12/18/24 Sold Through Bmo Capital Markets Corp/Bonds Sold On The Off-Exchange Transactions - Li Swift External Ref#: 8435303133085902 800,000 Par Value At 99.23046875 %	793,843.75	-778,218.75
12/19/24	Sell Accrued Interest	Received Accrued Interest On Sale Of U S Treasury Nt 2.750% 6/30/25 Income Credit 10,282.61 USD	10,282.61	
12/19/24	Sale	Sold 65,000 Par Value Of F N M A 0.500% 11/07/25 Trade Date 12/18/24 Sold Through Marketaxess Corp Sold On The Marketaxess Corporation Swift External Ref#: 8435303133086101 65,000 Par Value At 96.709 %	62,860.85	-64,767.30
12/19/24	Sell Accrued Interest	Received Accrued Interest On Sale Of F N M A 0.500% 11/07/25 Income Credit 37.92 USD	37.92	
12/19/24	Sale	Sold 75,000 Par Value Of F N M A 0.375% 8/25/25 Trade Date 12/18/24 Sold Through Marketaxess Corp Sold On The Marketaxess Corporation Swift External Ref#: 8435303133086098 75,000 Par Value At 97.332 %	72,999.00	-74,807.25



CITY OF MENIFEE  
ACCOUNT NUMBER: 6736302020

Page 35 of 52  
December 1, 2024 to December 31, 2024

### TRANSACTION DETAIL (continued)

Date Posted	Activity	Description	Cash	Tax Cost
12/19/24	Sell Accrued Interest	Received Accrued Interest On Sale Of F N M A 0.375% 8/25/25 Income Credit 89.06 USD	89.06	
12/19/24	Sale	Sold 75,000 Par Value Of F H L M C M T N 0.375% 9/23/25 Trade Date 12/18/24 Sold Through Marketaxess Corp Sold On The Marketaxess Corporation Swift External Ref#: 8435303133086104 75,000 Par Value At 97.031 %	72,773.25	-74,777.85
12/19/24	Sell Accrued Interest	Received Accrued Interest On Sale Of F H L M C M T N 0.375% 9/23/25 Income Credit 67.19 USD	67.19	
12/19/24	Sale	Sold 80,000 Par Value Of F H L M C M T N 0.375% 7/21/25 Trade Date 12/18/24 Sold Through Marketaxess Corp Sold On The Marketaxess Corporation Swift External Ref#: 8435303133086107 80,000 Par Value At 97.664 %	78,131.20	-79,736.00
12/19/24	Sell Accrued Interest	Received Accrued Interest On Sale Of F H L M C M T N 0.375% 7/21/25 Income Credit 123.33 USD	123.33	
12/19/24	Asset Income	Interest Earned On Bank Amer Corp Mtn 1.319% 6/19/26 0.006595 USD/\$1 Pv On 40,000 Par Value Due 12/19/24	263.80	
12/23/24	Asset Income	Interest Earned On Honda Auto 4.570% 3/21/29 \$0.00381/Pv On 800,000.00 Pv Due 12/21/24	3,046.67	
12/23/24	Asset Income	Interest Earned On Honda Auto Rec 0.880% 1/21/26 \$0.00073/Pv On 1,936.54 Pv Due 12/21/24	1.42	
12/23/24	Sale	Paid Down 367.81 Par Value Of Honda Auto Rec 0.880% 1/21/26 Trade Date 12/21/24	367.81	-367.73

CITY OF MENIFEE  
ACCOUNT NUMBER: 6736302020Page 36 of 52  
December 1, 2024 to December 31, 2024**TRANSACTION DETAIL (continued)**

<b>Date Posted</b>	<b>Activity</b>	<b>Description</b>	<b>Cash</b>	<b>Tax Cost</b>
12/23/24	Asset Income	Interest Earned On F F C B Deb 0.800% 6/22/26 0.004 USD/\$1 Pv On 5,000,000 Par Value Due 12/22/24	20,000.00	
12/26/24	Asset Income	Interest Earned On F H L M C Mltcl Mtg 2.670% 12/25/24 \$0.00222/Pv On 0.00 Pv Due 12/25/24	2.70	
12/26/24	Asset Income	Interest Earned On F H L M C Mltcl Mtg 2.995% 12/25/25 \$0.00250/Pv On 125,000.00 Pv Due 12/25/24	311.98	
12/26/24	Asset Income	Interest Earned On F H L M C Mltcl Mtg 2.745% 1/25/26 \$0.00229/Pv On 70,000.00 Pv Due 12/25/24	160.13	
12/26/24	Sale	Paid Down 1,710.84 Par Value Of F H L M C Mltcl Mtg 2.745% 1/25/26 Trade Date 12/25/24	1,710.84	-1,637.53
12/26/24	Asset Income	Interest Earned On F H L M C Mltcl Mtg 3.413% 12/25/26 \$0.00284/Pv On 70,000.00 Pv Due 12/25/24	199.09	
12/26/24	Asset Income	Interest Earned On F H L M C Mltcl Mt 3.900% 8/25/28 \$0.00325/Pv On 1,500,000.00 Pv Due 12/25/24	4,875.00	
12/26/24	Asset Income	Interest Earned On Bmw Vehicle Lease 5.160% 11/25/25 \$0.00430/Pv On 40,034.42 Pv Due 12/25/24	172.15	
12/26/24	Sale	Paid Down 11,778.13 Par Value Of Bmw Vehicle Lease 5.160% 11/25/25 Trade Date 12/25/24	11,778.13	-11,799.43
12/26/24	Asset Income	Interest Earned On Bmw Veh Owner Tr 3.210% 8/25/26 \$0.00268/Pv On 5,590.00 Pv Due 12/25/24	14.95	
12/26/24	Sale	Paid Down 673.69 Par Value Of Bmw Veh Owner Tr 3.210% 8/25/26 Trade Date 12/25/24	673.69	-673.66





CITY OF MENIFEE  
ACCOUNT NUMBER: 6736302020

Page 37 of 52  
December 1, 2024 to December 31, 2024

**TRANSACTION DETAIL (continued)**

Date Posted	Activity	Description	Cash	Tax Cost
12/26/24	Asset Income	Interest Earned On Bmw Vehicle Owner 5.180% 2/26/29 \$0.00432/Pv On 570,000.00 Pv Due 12/25/24	2,460.50	
12/26/24	Asset Income	Interest Earned On F H L M C Mltcl Mtg 3.329% 5/25/25 \$0.00277/Pv On 34,251.99 Pv Due 12/25/24	95.02	
12/26/24	Sale	Paid Down 1,670.27 Par Value Of F H L M C Mltcl Mtg 3.329% 5/25/25 Trade Date 12/25/24	1,670.27	-1,716.72
12/26/24	Asset Income	Interest Earned On F H L M C Mltcl Mt 3.284% 6/25/25 \$0.00274/Pv On 59,244.54 Pv Due 12/25/24	162.13	
12/26/24	Sale	Paid Down 5,014.42 Par Value Of F H L M C Mltcl Mt 3.284% 6/25/25 Trade Date 12/25/24	5,014.42	-5,332.65
12/26/24	Asset Income	Interest Earned On F H L M C Mltcl Mt 3.334% 8/25/25 \$0.00278/Pv On 25,000.00 Pv Due 12/25/24	69.46	
12/26/24	Sale	Paid Down 1,027.39 Par Value Of F H L M C Mltcl Mt 3.334% 8/25/25 Trade Date 12/25/24	1,027.39	-1,101.07
12/26/24	Asset Income	Interest Earned On F H L M C Mltcl Mtg 2.525% 5/25/26 \$0.00210/Pv On 120,000.00 Pv Due 12/25/24	252.50	
12/26/24	Asset Income	Interest Earned On F H L M C Mltcl Mt 2.653% 8/25/26 \$0.00221/Pv On 125,000.00 Pv Due 12/25/24	276.35	
12/26/24	Asset Income	Interest Earned On F H L M C Mltcl Mt 3.430% 1/25/27 \$0.00286/Pv On 70,000.00 Pv Due 12/25/24	200.08	
12/26/24	Asset Income	Interest Earned On F H L M C Mltcl Mt 3.187% 9/25/27 \$0.00266/Pv On 99,320.40 Pv Due 12/25/24	263.78	



CITY OF MENIFEE  
ACCOUNT NUMBER: 6736302020

Page 38 of 52  
December 1, 2024 to December 31, 2024

### TRANSACTION DETAIL (continued)

Date Posted	Activity	Description	Cash	Tax Cost
12/26/24	Sale	Paid Down 170.54 Par Value Of F H L M C Mltcl Mt 3.187% 9/25/27 Trade Date 12/25/24	170.54	-163.62
12/26/24	Asset Income	Interest Earned On F H L M C Mltcl Mt 3.303% 11/25/27 \$0.00275/Pv On 30,000.00 Pv Due 12/25/24	82.58	
12/26/24	Asset Income	Interest Earned On F H L M C Mltcl Mt 3.422% 2/25/52 \$0.00285/Pv On 1,500,000.00 Pv Due 12/25/24	4,277.50	
12/26/24	Asset Income	Interest Earned On F H L M C Mltcl Mtg 2.982% 5/25/52 \$0.00249/Pv On 1,000,000.00 Pv Due 12/25/24	2,485.00	
12/26/24	Asset Income	Interest Earned On F H L M C Mltcl Mtg 2.031% 9/25/28 \$0.00169/Pv On 135,000.00 Pv Due 12/25/24	228.49	
12/26/24	Asset Income	Interest Earned On F H L M C Mltcl Mt 2.525% 10/25/26 \$0.00210/Pv On 125,000.00 Pv Due 12/25/24	263.02	
12/26/24	Sale	Matured 1,214.01 Par Value Of F H L M C Mltcl Mtg 2.670% 12/25/24 Trade Date 12/25/24 1,214.01 Par Value At 100 %	1,214.01	-1,225.39
12/30/24	Asset Income	Interest Earned On F H L B Deb 1.000% 6/30/26 0.005 USD/\$1 Pv On 5,000,000 Par Value Due 12/30/24	25,000.00	
12/30/24	Asset Income	Interest Earned On F H L B Deb 1.050% 6/30/26 0.00525 USD/\$1 Pv On 5,000,000 Par Value Due 12/30/24	26,250.00	
12/31/24	Asset Income	Interest Earned On U S Treasury Nt 3.250% 6/30/27 0.01625 USD/\$1 Pv On 815,000 Par Value Due 12/31/24	13,243.75	
12/31/24	Asset Income	Interest Earned On U S Treasury Nt 3.250% 6/30/29 0.01625 USD/\$1 Pv On 1,500,000 Par Value Due 12/31/24	24,375.00	



CITY OF MENIFEE  
ACCOUNT NUMBER: 6736302020

Page 39 of 52  
December 1, 2024 to December 31, 2024

### TRANSACTION DETAIL (continued)

Date Posted	Activity	Description	Cash	Tax Cost
12/31/24	Asset Income	Interest Earned On U S Treasury Nt 3.750% 12/31/28 0.01875 USD/\$1 Pv On 890,000 Par Value Due 12/31/24	16,687.50	
12/31/24	Asset Income	Interest Earned On U S Treasury Nt 3.875% 12/31/27 0.019375 USD/\$1 Pv On 850,000 Par Value Due 12/31/24	16,468.75	
12/31/24	Asset Income	Interest Earned On U S Treasury Nt 4.250% 6/30/29 0.02125 USD/\$1 Pv On 1,600,000 Par Value Due 12/31/24	34,000.00	
12/31/24	Asset Income	Interest Earned On U S Treasury Nt 4.250% 12/31/25 0.02125 USD/\$1 Pv On 850,000 Par Value Due 12/31/24	18,062.50	
	Purchase	Combined Purchases For The Period 12/ 1/24 - 12/31/24 Of Federated Hermes Govt Obligs Is	-509,656.68	509,656.68
	Sale	Combined Sales For The Period 12/ 1/24 - 12/31/24 Of Federated Hermes Govt Obligs Is	841,440.47	-841,440.47
<b>Ending Balance 12/31/2024</b>			<b>\$0.00</b>	<b>\$130,744,880.68</b>



CITY OF MENIFEE  
ACCOUNT NUMBER: 6736302020

Page 40 of 52  
December 1, 2024 to December 31, 2024

### SALE/MATURITY SUMMARY

	Settlement Date	Description	Tax Cost	Proceeds	Estimated Gain/Loss
<b>Taxable Bonds</b>					
<b>Ace Ina Holding</b>					
<b>3.150 03/15/2025</b>					
<b>00440EAS6</b>					
	12/10/24	Sold 50,000 Par Value Trade Date 12/9/24 Sold Through Morgan Stanley & Co. LLC Sold On The Marketaxess Corporation Swift External Ref#: 8434403133064177 50,000 Par Value At 99.505 %	-51,448.00	49,752.50	-1,695.50
<b>Bmw Veh Owner Tr</b>					
<b>A B S Ser 2022 A CI A 3</b>					
<b>08/25/2026 Var</b>					
<b>BVO3226</b>					
	12/26/24	Paid Down 673.69 Par Value Trade Date 12/25/24	-673.66	673.69	0.03
<b>Bmw Vehicle Lease</b>					
<b>A B S Ser 2023 1 CI A 3</b>					
<b>5.160 11/25/2025</b>					
<b>05593AAC3</b>					
	12/26/24	Paid Down 11,778.13 Par Value Trade Date 12/25/24	-11,799.43	11,778.13	-21.30



CITY OF MENIFEE  
ACCOUNT NUMBER: 6736302020

Page 41 of 52  
December 1, 2024 to December 31, 2024

**SALE/MATURITY SUMMARY (continued)**

	Settlement Date	Description	Tax Cost	Proceeds	Estimated Gain/Loss
<b>F H L M C M T N</b> <b>0.375 07/21/2025</b> <b>3137EAEU9</b>	12/19/24	Sold 80,000 Par Value Trade Date 12/18/24 Sold Through Marketaxess Corp Sold On The Marketaxess Corporation Swift External Ref#: 8435303133086107 80,000 Par Value At 97.664 %	-79,736.00	78,131.20	-1,604.80
<b>F H L M C M T N</b> <b>0.375 09/23/2025</b> <b>3137EAEX3</b>	12/19/24	Sold 75,000 Par Value Trade Date 12/18/24 Sold Through Marketaxess Corp Sold On The Marketaxess Corporation Swift External Ref#: 8435303133086104 75,000 Par Value At 97.031 %	-74,777.85	72,773.25	-2,004.60
<b>F H L M C Multiclass Mtg Partn</b> <b>C M O Ser K042 CI A2</b> <b>2.670 12/25/2024</b> <b>3137BFXT3</b>	12/26/24	Matured 1,214.01 Par Value Trade Date 12/25/24 1,214.01 Par Value At 100 %	-1,225.39	1,214.01	-11.38

CITY OF MENIFEE  
ACCOUNT NUMBER: 6736302020Page 42 of 52  
December 1, 2024 to December 31, 2024**SALE/MATURITY SUMMARY (continued)**

	Settlement Date	Description	Tax Cost	Proceeds	Estimated Gain/Loss
F H L M C Multiclass Mtg Partn C M O Ser K047 CI A2 3.329 05/25/2025 FHL3325A	12/26/24	Paid Down 1,670.27 Par Value Trade Date 12/25/24	-1,716.72	1,670.27	-46.45
F H L M C Multiclass Mtg Partn C M O Ser K048 CI A2 06/25/2025 Var FHL3225	12/26/24	Paid Down 5,014.42 Par Value Trade Date 12/25/24	-5,332.65	5,014.42	-318.23
F H L M C Multiclass Mtg Partn C M O Ser K050 CI A2 08/25/2025 Var FHL3325	12/26/24	Paid Down 1,027.39 Par Value Trade Date 12/25/24	-1,101.07	1,027.39	-73.68
F H L M C Multiclass Mtg Partn C M O Ser K054 CI A2 2.745 01/25/2026 3137BNGT5	12/26/24	Paid Down 1,710.84 Par Value Trade Date 12/25/24	-1,637.53	1,710.84	73.31



CITY OF MENIFEE  
ACCOUNT NUMBER: 6736302020

Page 43 of 52  
December 1, 2024 to December 31, 2024

### SALE/MATURITY SUMMARY (continued)

Settlement Date	Description	Tax Cost	Proceeds	Estimated Gain/Loss
<b>F H L M C Multiclass Mtg Partn</b> <b>C M O Ser K069 CI A2</b> <b>3.187 09/25/2027</b> <b>FHL3127A</b>				
12/26/24	Paid Down 170.54 Par Value Trade Date 12/25/24	-163.62	170.54	6.92
<b>F N M A</b> <b>0.375 08/25/2025</b> <b>3135G05X7</b>				
12/19/24	Sold 75,000 Par Value Trade Date 12/18/24 Sold Through Marketaxess Corp Sold On The Marketaxess Corporation Swift External Ref#: 8435303133086098 75,000 Par Value At 97.332 %	-74,807.25	72,999.00	-1,808.25
<b>F N M A</b> <b>0.500 06/17/2025</b> <b>3135G04Z3</b>				
12/10/24	Sold 70,000 Par Value Trade Date 12/9/24 Sold Through Pershing LLC Sold On The Marketaxess Corporation Swift External Ref#: 8434403133063484 70,000 Par Value At 98.012 %	-69,954.40	68,608.40	-1,346.00

CITY OF MENIFEE  
ACCOUNT NUMBER: 6736302020Page 44 of 52  
December 1, 2024 to December 31, 2024**SALE/MATURITY SUMMARY (continued)**

	Settlement Date	Description	Tax Cost	Proceeds	Estimated Gain/Loss
<b>F N M A</b> <b>0.500 11/07/2025</b> <b>3135G06G3</b>					
	12/19/24	Sold 65,000 Par Value Trade Date 12/18/24 Sold Through Marketaxess Corp Sold On The Marketaxess Corporation Swift External Ref#: 8435303133086101 65,000 Par Value At 96.709 %	-64,767.30	62,860.85	-1,906.45
<b>F N M A</b> <b>1.625 01/07/2025</b> <b>3135G0X24</b>					
	12/10/24	Sold 65,000 Par Value Trade Date 12/9/24 Sold Through Marketaxess Corp Sold On The Marketaxess Corporation Swift External Ref#: 8434403133063487 65,000 Par Value At 99.754 %	-66,319.45	64,840.10	-1,479.35
<b>F N M A Deb</b> <b>0.625 04/22/2025</b> <b>3135G03U5</b>					
	12/10/24	Sold 65,000 Par Value Trade Date 12/9/24 Sold Through Pershing LLC Sold On The Marketaxess Corporation Swift External Ref#: 8434403133063477 65,000 Par Value At 98.586 %	-64,866.10	64,080.90	-785.20





CITY OF MENIFEE  
ACCOUNT NUMBER: 6736302020

Page 45 of 52  
December 1, 2024 to December 31, 2024

### SALE/MATURITY SUMMARY (continued)

	Settlement Date	Description	Tax Cost	Proceeds	Estimated Gain/Loss
<b>Federal Home Loan Bks</b>					
2.375 03/14/2025					
3130A4CH3					
	12/10/24	Sold 35,000 Par Value Trade Date 12/9/24 Sold Through Marketaxess Corp Sold On The Marketaxess Corporation Swift External Ref#: 8434403133063480 35,000 Par Value At 99.405 %	-37,003.05	34,791.75	-2,211.30
<b>Gm Fin Cons Auto Rec</b>					
A B S Ser 2022 1 CI A3					
1.260 11/16/2026					
GFC1226					
	12/16/24	Paid Down 422.97 Par Value Trade Date 12/16/24	-422.93	422.97	0.04
<b>Gm Fin Cons Auto Rec Tr</b>					
A B S Ser 2021 4 CI A 3					
0.680 09/16/2026					
GFC0626					
	12/16/24	Paid Down 363.78 Par Value Trade Date 12/16/24	-363.77	363.78	0.01
<b>Honda Auto Rec Ownr Tr</b>					
A B S Ser 2022 1 CI A 3					
1.880 05/15/2026					
HAR1826					
	12/16/24	Paid Down 4,348.28 Par Value Trade Date 12/15/24	-4,182.67	4,348.28	165.61



CITY OF MENIFEE  
ACCOUNT NUMBER: 6736302020

Page 46 of 52  
December 1, 2024 to December 31, 2024

### SALE/MATURITY SUMMARY (continued)

	Settlement Date	Description	Tax Cost	Proceeds	Estimated Gain/Loss
Honda Auto Rec Ownr Tr 2021 4 A B S Ser 2021 4 CI A3 01/21/2026 Var HAR0826					
	12/23/24	Paid Down 367.81 Par Value Trade Date 12/21/24	-367.73	367.81	0.08
Hyundai Auto Rec Tr A B S Ser 2021 C CI A3 0.740 05/15/2026 HAR0726					
	12/16/24	Paid Down 848.58 Par Value Trade Date 12/15/24	-836.42	848.58	12.16
Hyundai Auto Rec Tr A B S Ser 2022 A CI A3 10/15/2026 Var HAR2226					
	12/16/24	Paid Down 1,182.34 Par Value Trade Date 12/15/24	-1,182.29	1,182.34	0.05
John Deere Own A B S Ser 2021 B CI A 3 03/16/2026 Var JDO0926					
	12/16/24	Paid Down 378.78 Par Value Trade Date 12/15/24	-378.75	378.78	0.03



CITY OF MENIFEE  
ACCOUNT NUMBER: 6736302020

Page 47 of 52  
December 1, 2024 to December 31, 2024

### SALE/MATURITY SUMMARY (continued)

	Settlement Date	Description	Tax Cost	Proceeds	Estimated Gain/Loss
John Deere Owner A B S Ser 2022 C CI A 3 5.090 06/15/2027 JDO5027	12/16/24	Paid Down 971.61 Par Value Trade Date 12/15/24	-971.53	971.61	0.08
John Deere Owner Tr A B S Ser 2022 CI A 3 09/15/2026 Var JDO2326	12/16/24	Paid Down 399.18 Par Value Trade Date 12/15/24	-399.09	399.18	0.09
John Deere Ownr Tr A B S Ser 2022 B CI A3 02/16/2027 Var JDO6827	12/16/24	Paid Down 575.23 Par Value Trade Date 12/15/24	-575.18	575.23	0.05
Mercedes Benz Auto A B S Ser 2023 1 CI A3 4.510 11/15/2027 MBA4527	12/16/24	Paid Down 1,927.84 Par Value Trade Date 12/15/24	-1,927.61	1,927.84	0.23



CITY OF MENIFEE  
ACCOUNT NUMBER: 6736302020

Page 48 of 52  
December 1, 2024 to December 31, 2024

### SALE/MATURITY SUMMARY (continued)

	Settlement Date	Description	Tax Cost	Proceeds	Estimated Gain/Loss
<b>Paccar Financial Corp</b>					
<b>Medium Term Note</b>					
<b>2.850 04/07/2025</b>					
<b>69371RR73</b>					
	12/10/24	Sold 35,000 Par Value Trade Date 12/9/24 Sold Through Marketaxess Corp Sold On The Marketaxess Corporation Swift External Ref#: 8434403133063946 35,000 Par Value At 99.361 %	-34,990.90	34,776.35	-214.55
<b>Toyota Auto Rec Own Tr</b>					
<b>A B S Ser 2021 D CI A 3</b>					
<b>04/15/2026 Var</b>					
<b>TAR0726</b>					
	12/16/24	Paid Down 2,849.02 Par Value Trade Date 12/15/24	-2,683.09	2,849.02	165.93
<b>Toyota Auto Rec Own Tr</b>					
<b>A B S Ser 2022 C CI A 3</b>					
<b>3.760 04/15/2027</b>					
<b>TAR3727</b>					
	12/16/24	Paid Down 1,320.48 Par Value Trade Date 12/15/24	-1,298.51	1,320.48	21.97



CITY OF MENIFEE  
ACCOUNT NUMBER: 6736302020

Page 49 of 52  
December 1, 2024 to December 31, 2024

### SALE/MATURITY SUMMARY (continued)

	Settlement Date	Description	Tax Cost	Proceeds	Estimated Gain/Loss
<b>Toyota Mtr Cr Corp</b>					
<b>Medium Term Note</b>					
<b>1.450 01/13/2025</b>					
<b>89236TJT3</b>					
	12/10/24	Sold 30,000 Par Value Trade Date 12/9/24 Sold Through Bbva/Securities Ny Sold On The Marketaxess Corporation Swift External Ref#: 8434403133063940 30,000 Par Value At 99.674 %	-29,959.80	29,902.20	-57.60
<b>U S Treasury Note</b>					
<b>2.750 06/30/2025</b>					
<b>912828XZ8</b>					
	12/19/24	Sold 800,000 Par Value Trade Date 12/18/24 Sold Through Bmo Capital Markets Corp/Bonds Sold On The Off-Exchange Transactions - Li Swift External Ref#: 8435303133085902 800,000 Par Value At 99.23046875 %	-778,218.75	793,843.75	15,625.00



CITY OF MENIFEE  
ACCOUNT NUMBER: 6736302020

Page 50 of 52  
December 1, 2024 to December 31, 2024

### SALE/MATURITY SUMMARY (continued)

	Settlement Date	Description	Tax Cost	Proceeds	Estimated Gain/Loss
U S Treasury Note 2.875 05/31/2025 9128284R8					
	12/10/24	Sold 800,000 Par Value Trade Date 12/9/24 Sold Through J.P. Morgan Securities LLC Sold On The Off-Exchange Transactions - Li Swift External Ref#: 8434403133063334 800,000 Par Value At 99.3203125 %	-780,218.75	794,562.50	14,343.75
<b>Total Taxable Bonds</b>			<b>-\$2,246,307.24</b>	<b>\$2,261,137.94</b>	<b>\$14,830.70</b>
<b>Total Sales &amp; Maturities</b>			<b>-\$2,246,307.24</b>	<b>\$2,261,137.94</b>	<b>\$14,830.70</b>

### SALE/MATURITY SUMMARY MESSAGES

Estimated Year-To-Date Short-Term Gain (Loss): \$30,217.77

Estimated Year-To-Date Long-Term Gain (Loss): (\$1,025,361.73)

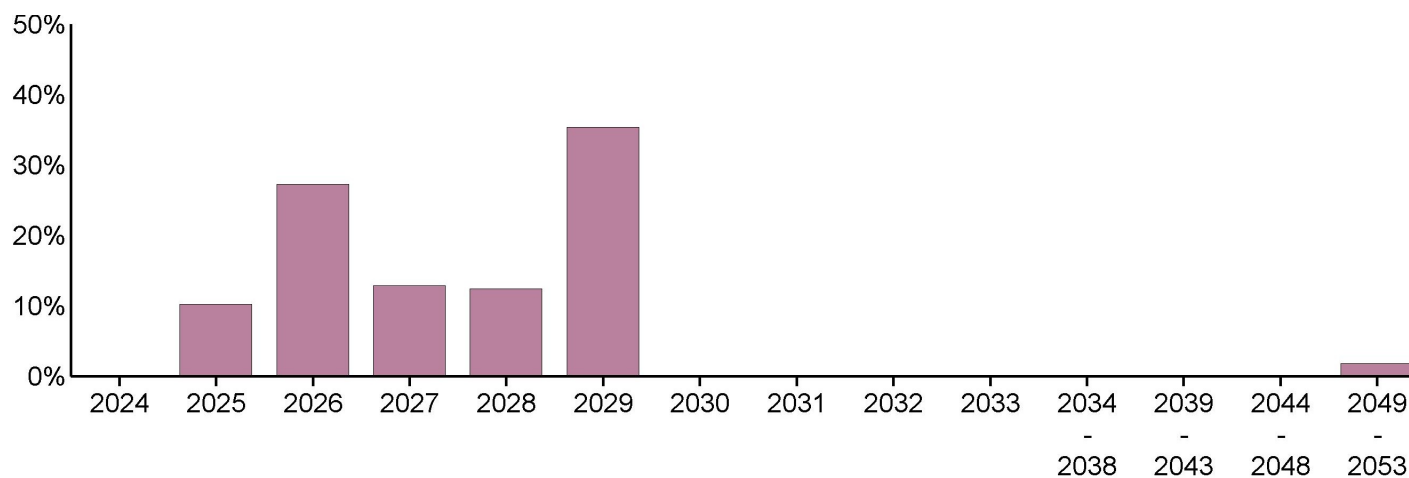
Estimates should not be used for tax purposes



CITY OF MENIFEE  
ACCOUNT NUMBER: 6736302020

Page 51 of 52  
December 1, 2024 to December 31, 2024

### BOND SUMMARY



	Par Value	Market Value	Percentage of Category
<b>MATURITY</b>			
2024	0.00	0.00	0.00
2025	13,389,040.74	13,199,619.08	10.21
2026	36,609,278.29	35,332,457.01	27.31
2027	16,833,582.77	16,662,172.30	12.88
2028	16,180,000.00	16,035,756.65	12.40
2029	46,355,000.00	45,787,576.05	35.38
2030	0.00	0.00	0.00
2031	0.00	0.00	0.00
2032	0.00	0.00	0.00
2033	0.00	0.00	0.00
2034 - 2038	0.00	0.00	0.00
2039 - 2043	0.00	0.00	0.00
2044 - 2048	0.00	0.00	0.00
2049 - 2053	2,500,000.00	2,363,050.00	1.82
<b>Total of Category</b>	<b>\$131,866,901.80</b>	<b>\$129,380,631.09</b>	<b>100.00</b>



CITY OF MENIFEE  
ACCOUNT NUMBER: 6736302020

Page 52 of 52  
December 1, 2024 to December 31, 2024

### BOND SUMMARY (continued)

	Par Value	Market Value	Percentage of Category
<b>MOODY'S RATING</b>			
Aaa	94,934,845.07	92,926,128.64	71.83
Aa2	55,000.00	52,564.35	0.04
Aa3	1,815,000.00	1,810,401.50	1.40
A1	15,897,000.00	15,670,872.72	12.11
A2	5,720,000.00	5,734,851.60	4.43
A3	7,285,000.00	7,232,889.80	5.59
Baa1	30,000.00	29,395.80	0.02
N/A	6,130,056.73	5,923,526.68	4.58
<b>Total of Category</b>	<b>\$131,866,901.80</b>	<b>\$129,380,631.09</b>	<b>100.00</b>

<b>S&amp;P RATING</b>			
AAA	9,796,218.67	9,555,320.88	7.39
AA+	28,340,000.00	27,278,648.95	21.08
AA	115,000.00	109,972.35	0.08
AA-	700,000.00	705,110.00	0.54
A+	5,090,000.00	5,092,896.20	3.94
A	13,902,000.00	13,764,415.62	10.65
A-	10,995,000.00	10,858,581.60	8.39
N/A	62,928,683.13	62,015,685.49	47.93
<b>Total of Category</b>	<b>\$131,866,901.80</b>	<b>\$129,380,631.09</b>	<b>100.00</b>

### BOND SUMMARY MESSAGES

Data contained within this section excluded Mutual Funds, Exchange Traded Funds, and Closed-Ended Funds.



## Glossary

**Accretion** - The accumulation of the value of a discounted bond until maturity.

**Adjusted Prior Market Realized Gain/Loss** - The difference between the proceeds and the Prior Market Value of the transaction.

**Adjusted Prior Market Unrealized Gain/Loss** - The difference between the Market Value and the Adjusted Prior Market Value.

**Adjusted Prior Market Value** - A figure calculated using the beginning Market Value for the fiscal year, adjusted for all asset related transactions during the period, employing an average cost methodology.

**Amortization** - The decrease in value of a premium bond until maturity.

**Asset** - Anything owned that has commercial exchange value. Assets may consist of specific property or of claims against others, in contrast to obligations due to others (liabilities).

**Bond Rating** - A measurement of a bond's quality based upon the issuer's financial condition. Ratings are assigned by independent rating services, such as Moody's, or S&P, and reflect their opinion of the issuer's ability to meet the scheduled interest and principal repayments for the bond.

**Cash** - Cash activity that includes both income and principal cash categories.

**Change in Unrealized Gain/Loss** - Also reported as Gain/Loss in Period in the Asset Detail section. This figure shows the market appreciation (depreciation) for the current period.

**Cost Basis (Book Value)** - The original price of an asset, normally the purchase price or appraised value at the time of acquisition. Book Value method maintains an average cost for each asset.

**Cost Basis (Tax Basis)** - The original price of an asset, normally the purchase price or appraised value at the time of acquisition. Tax Basis uses client determined methods such as Last-In-First-Out (LIFO), First-In-First-Out (FIFO), Average, Minimum Gain, and Maximum Gain.

**Ending Accrual** - (Also reported as Accrued Income) Income earned but not yet received, or expenses incurred but not yet paid, as of the end of the reporting period.

**Estimated Annual Income** - The amount of income a particular asset is anticipated to earn over the next year. The shares multiplied by annual income rate.

**Estimated Current Yield** - The annual rate of return on an investment expressed as a percentage. For stocks, yield is calculated by taking the annual dividend payments divided by the stock's current share price. For bonds, yield is calculated by the coupon rate divided by the bond's market price.

**Ex-Dividend Date** - (Also reported as Ex-Date) For stock trades, the person who owns the security on the ex-dividend date will earn the dividend, regardless of who currently owns the stock.

**Income Cash** - A category of cash comprised of ordinary earnings derived from investments, usually dividends and interest.

**Market Value** - The price per unit multiplied by the number of units.

**Maturity Date** - The date on which an obligation or note matures.

**Payable Date** - The date on which a dividend, mutual fund distribution, or interest on a bond will be made.

**Principal Cash** - A category of cash comprised of cash, deposits, cash withdrawals and the cash flows generated from purchases or sales of investments.

**Realized Gain/Loss Calculation** - The Proceeds less the Cost Basis of a transaction.

**Settlement Date** - The date on which a trade settles and cash or securities are credited or debited to the account.

**Trade Date** - The date a trade is legally entered into.

**Unrealized Gain/Loss** - The difference between the Market Value and Cost Basis at the end of the current period.

**Yield on/at Market** - The annual rate of return on an investment expressed as a percentage. For stocks, yield is calculated by the annual dividend payments divided by the stock's current share price. For bonds, yield is calculated by the coupon rate divided by the bond's market price.

The terms defined in this glossary are only for use when reviewing your account statement. Please contact your Relationship Manager with any questions.



025804  
-UC-001

U.S. Bank  
1555 N. Rivercenter Dr.  
Suite 300  
Milwaukee, WI 53212

000020221 07 SP 000638880301292 S

CITY OF MENIFEE  
FINANCE DEPARTMENT  
29844 HAUN ROAD  
MENIFEE, CA 92586

